

# FISCAL REVIEW

Minnesota State Senate

2023





# **Fiscal Review of the 2023 Legislative Session**

**Office of Senate Counsel, Research, and Fiscal Analysis**

Minnesota Senate Building

95 University Avenue West

Suite 3300

Saint Paul MN 55155

[www.senate.mn/scrfa](http://www.senate.mn/scrfa)

651-296-4791

# **Dates of the 2023 Legislative Session**

January 3, 2023 to May 22, 2023

## **Editors**

Krista Boyd, Andrew Erickson, Dan Mueller, and Eric Nauman

## **SCRFA Staff Contributors**

Dennis Albrecht, Bjorn Arneson, Krista Boyd, Andrew Erickson,  
Hannah Grunewald Noeldner, Jenna Hofer, Dan Mueller, Casey Muhm,  
Eric Nauman, Erik Olaphson, Kyle Raymond, Alexis Stangl, and Chris Turner

## **Layout and Design**

Steven Carver and Daniel Nelson

## **Printing**

Dan Olson and Steve LaShomb, Senate Printing and Purchasing

## **Front Cover Photo**

David Oakes

*Chief Photographer – Retired*

## **Back Cover Photo**

A.J. Olmscheid

*Chief Photographer – Media Services Office*

## **Cover Design and Logo**

John Morson

## **Fiscal Review Online**

<https://www.senate.mn/departments/scr/report/index.html>



# Table of Contents

<b>PREFACE</b> .....	1
<b>CHAPTER 1: State Budget Overview</b> .....	5
<b>CHAPTER 2: State Revenues</b> .....	20
<b>CHAPTER 3: E-12 Education</b> .....	29
<b>CHAPTER 4: Higher Education</b> .....	43
<b>CHAPTER 5: Property Tax Aids and Credits</b> .....	55
<b>CHAPTER 6: Health and Human Services</b> .....	62
<b>CHAPTER 7: Agriculture, Environment, and Natural Resources</b> .....	102
<b>CHAPTER 8: Jobs, Commerce, and Energy</b> .....	130
<b>CHAPTER 9: Judiciary and Public Safety</b> .....	161
<b>CHAPTER 10: State Government and Veterans</b> .....	180
<b>CHAPTER 11: Transportation and Public Safety</b> .....	218
<b>CHAPTER 12: Capital Investment and Debt Service</b> .....	237
<b>APPENDIX A: General Fund Balance Analysis Summary, FY 2022-2027</b> .....	241
<b>APPENDIX B: FY 2024-25 General Fund Budgetary Balance and Revenue Change Detail</b> .....	244
<b>APPENDIX C: Legacy and Constitutionally Dedicated Appropriations</b> .....	247
<b>APPENDIX D: Capital Investment Detail</b> .....	254
<b>APPENDIX E: 2023 Session Laws Enacting the FY 2024-25 Budget and Supplementing the FY 2022-23 Budget</b> .....	270





## PREFACE

The *Fiscal Review* is an annual report of enacted budget and fiscal policy actions. The report covers all budgetary funds (all funds), with particular attention given to the General Fund. Under the Minnesota Constitution, the General Fund revenues and expenditures must be in balance at the close of each biennium. Budgetary funds reflect the operating budget for the state and exclude some state funds not budgeted for operations, such as pension funds, trust funds, and enterprise funds.

Minnesota operates on a biennial budget enacted in odd-year legislative sessions. A fiscal year begins on July 1 and ends on June 30 and is numbered by the calendar year in which it ends. Biennial budget revisions and major capital investments tend to be the focus of even-year legislative sessions. While most revenue and expenditure amounts are presented as biennial amounts, in some cases annual amounts may provide a more thorough understanding of the timing of revenue and appropriations. Additional detail is available by consulting legislative budget tracking sheets or by contacting the relevant Senate fiscal staff.

Detailed budget tracking sheets can be found here:

<https://www.senate.mn/departments/fiscal/pol/tracking/index.html>

### **Appropriations Defined**

Appropriations are authorizations made by the Legislature to spend money from the state treasury for the purposes established by law. The Minnesota Constitution prohibits the payment of money out of the treasury unless appropriated by the Legislature. The Governor may veto appropriations but cannot create appropriations.

Direct appropriations are authorizations to spend a specific dollar amount, usually for a limited period, such as one year or a biennium. Open appropriations, which are less common, authorize an open-ended spending level, such as a “sum sufficient” to meet a defined need or formula. The amounts shown in the *Fiscal Review* for open appropriations reflect estimates of expected spending.

Most direct appropriations are established in session law and expire at the end of the biennium, or another specified time, and must be renewed every two years to continue spending authority. Statutory appropriations, on the other hand, are set in state statutes and provide ongoing authority to spend money from the treasury even if a biennial budget is not adopted. Statutory appropriations may authorize either a specific dollar amount or an open-ended amount and may provide a specific period of time for the appropriation.

Distinct from the various appropriation types, dedicated revenues and expenditures refer to sources of revenue that are dedicated for specific purposes. Amounts shown for authorized spending from dedicated revenues reflect estimates of the revenues to be generated and the allocation of those revenues established in law.

Further, significant portions of some state agency operations, such as those of the Department of Administration and the Department of Management and Budget, are funded through charges to other state agencies. In other words, money appropriated to an agency may be used to purchase services from another state agency whose mission is, in part, to provide centralized operating functions. To fully describe budget activity while avoiding double-counting, budget totals are reported based on the agency that received an appropriation. Please note that some *Fiscal Review* chapters also discuss agency activities that are supported through charges to other state agencies.

### **Appropriations versus Spending**

Amounts shown in the *Fiscal Review* for the current biennium (FY 2024-25) reflect appropriation levels enacted in the 2023 regular session. Amounts shown for the next biennium (FY 2026-27), often referred to as “planning estimates,” reflect estimates of future biennial spending, assuming current law programs are carried forward for another two years. The *2023 Fiscal Review* compares current biennial appropriations to budgeted spending in the previous biennium

(FY 2022-23), as well as to the February 2023 budget forecast published by the Department of Management and Budget.

### **References to Session Law and Fiscal Years**

In the *2023 Fiscal Review*, session laws enacted during the 2023 regular session are referred to simply with the appropriate chapter number. Throughout this document, “fiscal year” will be abbreviated as “FY.”

### **Specific Reporting Details**

Following the practice that began in 2019, the *2023 Fiscal Review* is organized with a standard list of budget jurisdictions. Executive branch agencies, the Judiciary, and the Legislature are each allocated to a budget jurisdiction that is similar in mission topically. This practice improves the comparability of *Fiscal Review* documents year-to-year.

Also mirroring a practice that began in 2019, the *Fiscal Review* reports on the fiscal activity enacted in the most recent regular legislative session, but the document also places the recently enacted biennial fiscal activity in the context of the biennial spending and revenues that preceded it. Each chapter of the *2023 Fiscal Review* begins with a discussion and a bar chart that compares net appropriations for the General Fund and non-general funds in FY 2024-25 to the four previous biennia. The State Revenues chapter provides a similar comparison for General Fund taxes over the same period. The bar chart displays allow a quick comparison for each budget jurisdiction over



five biennia, based on the most recent information.

Chapters 3 through 11 of this report contain a standardized set of tables to display budget detail in each jurisdiction:

- Table 1 displays a summary of all funds appropriations for the past five biennia, split between General Fund and non-general funds, along with percentage changes per biennium;
- Table 2a displays all funds spending by agency and fund;
- Table 2b displays all funds spending totals by fund for the budget area, along with percentage changes compared to forecast and the previous biennium;

- Tables 3 and 4 display detailed net spending and appropriations in each budget jurisdiction for the General Fund and non-general funds, respectively; and
- Table 5 displays the all funds revenue changes compared to the forecast.

Finally, as part of ongoing efforts to improve the usability and accessibility of digital and printed materials, the *2023 Fiscal Review* incorporates several style changes compared to editions from recent years. These improvements include a different font type and size, increased line spacing, and a revised table format.

## **Contacts**

For questions about the content of this report, please contact the fiscal analyst for the appropriate budget area.

Eric Nauman: Overall Budget and Finance

[eric.nauman@senate.mn](mailto:eric.nauman@senate.mn)

Casey Muhm: Taxes; Property Tax Aids and Credits

[casey.muhm@senate.mn](mailto:casey.muhm@senate.mn)

Jenna Hofer: E-12 Education

[jenna.hofer@senate.mn](mailto:jenna.hofer@senate.mn)

Erik Olaphson: Higher Education; Agriculture; Labor

[erik.olaphson@senate.mn](mailto:erik.olaphson@senate.mn)

Hannah Grunewald Noeldner: Capital Investment; Commerce; Jobs and Economic Development

[hannah.grunewald.noeldner@senate.mn](mailto:hannah.grunewald.noeldner@senate.mn)

Daniel Mueller: Environment and Natural Resources; Energy; Constitutionally Dedicated Funds; Housing

[daniel.mueller@senate.mn](mailto:daniel.mueller@senate.mn)

Dennis Albrecht: Health and Human Services

[dennis.albrecht@senate.mn](mailto:dennis.albrecht@senate.mn)

Kyle Raymond: Human Services

[kyle.raymond@senate.mn](mailto:kyle.raymond@senate.mn)

Chris Turner: Judiciary and Public Safety

[chris.turner@senate.mn](mailto:chris.turner@senate.mn)

Andrew Erickson: State Government; Veterans and Military Affairs; Elections; Pensions

[andrew.erickson@senate.mn](mailto:andrew.erickson@senate.mn)

Krista Boyd: Transportation and Public Safety

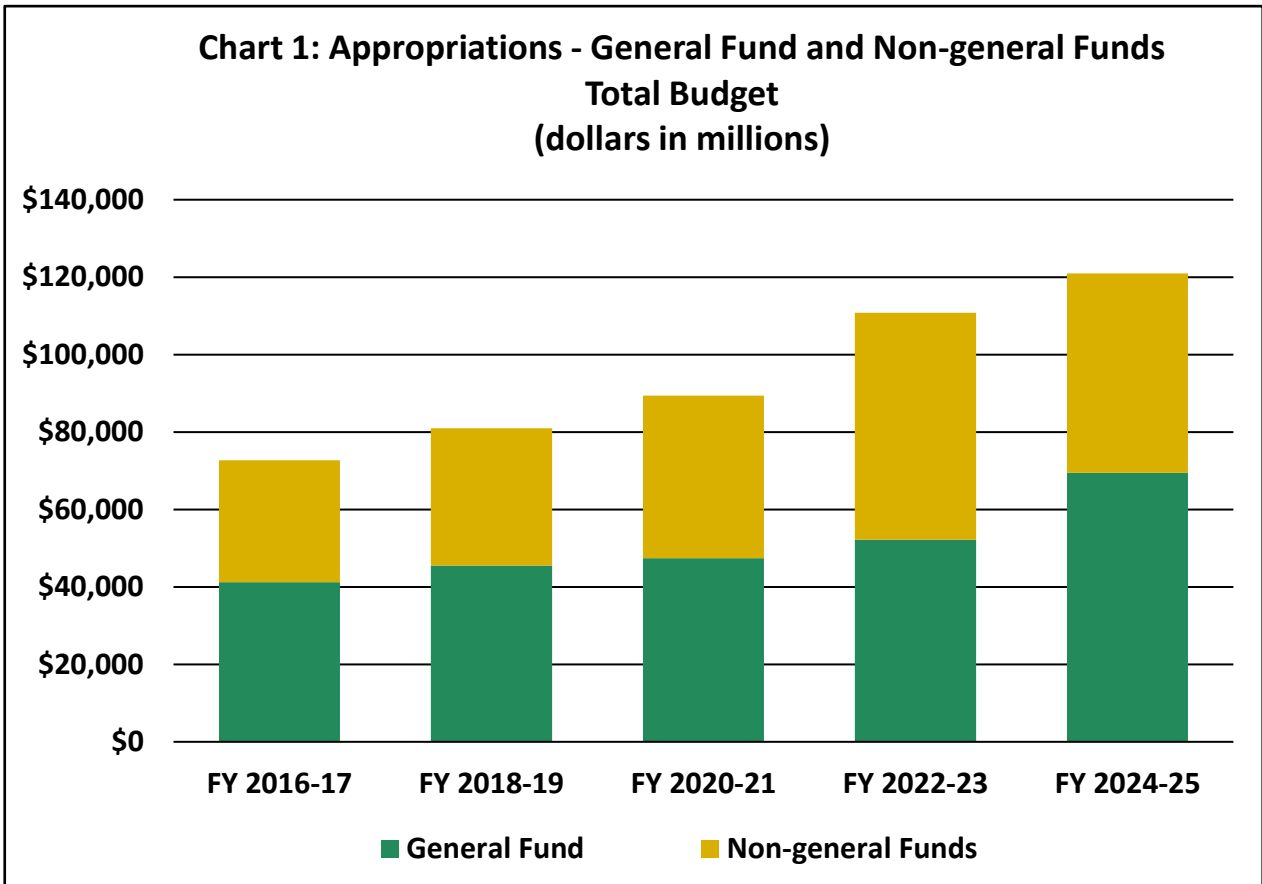
[krista.boyd@senate.mn](mailto:krista.boyd@senate.mn)

**CHAPTER 1**  
**STATE BUDGET OVERVIEW**

The primary focus of the 2023 regular session was the adoption of the FY 2024-25 biennial budget. The enactment of a balanced General Fund biennial budget is the focus during the legislative session in an odd-numbered year. The February 2023 forecast projected historically large positive General Fund balances of \$17.5 billion for FY 2024-25 and \$22.5 billion for FY 2026-27. The FY 2024-25 balance was 31.5 percent of forecasted spending. However, \$12.5 billion of this balance was one-time and carried forward from the FY 2022-23 biennium.

The completed General Fund budget left \$1.6 billion of the projected FY 2024-25 positive budgetary balance unallocated and projected a FY 2026-27 positive balance of \$1.1 billion.

In FY 2024-25, the enacted all funds budget totaled \$120.9 billion, of which \$69.5 billion, or 57.5 percent, was from the General Fund. This was a General Fund increase of \$15.4 billion (28.6 percent) more than the February 2023 forecast, and an increase of \$17.3 billion (33.1 percent) more than FY 2022-23 appropriations. Total all funds





<b>Table 1 - All Funds Biennial Budget - FY 2024-25, by Fund</b> <b>Comparison of Enacted FY 2024-25 Budget to FY 2022-23 and to Forecast</b> <i>(dollars in millions)</i>					
	<b>FY 2022-23</b>	<b>FY 2024- 25 Forecast Base</b>	<b>FY 2024- 25 Enacted Budget</b>	<b>Change: Enacted - FY 2022- 23</b>	<b>Change: Enacted - Fcst Base</b>
General Fund	52,221.8	54,070.7	69,517.5	17,295.7	15,446.9
General Fund Transfer Out	(4,990.4)	(4,228.2)	(9,301.2)	(4,310.7)	(5,073.0)
Health Care Access Fund	1,215.8	1,756.2	2,323.8	1,108.0	567.6
Federal Funds	42,248.2	40,015.6	40,085.2	(2,163.0)	69.6
Federal COVID-Related Funds*	2,978.8	4.2	4.2	(2,974.6)	-
Other Funds	17,152.2	15,058.5	18,322.4	1,170.2	3,263.9
<b>All Funds Total</b>	<b>110,826.4</b>	<b>106,677.0</b>	<b>120,952.0</b>	<b>10,125.6</b>	<b>14,275.0</b>

\* Includes all expenditures and appropriations from the Coronavirus Relief Fund (CRF) and the American Rescue Plan State Fiscal Recovery (ARPSFR) fund.

appropriations increased in each of the past four biennia. Chart 1 displays total appropriations since FY 2016-17 and divides each biennium between the General Fund and non-general funds. The enacted FY 2024-25 all funds budget of \$120.9 billion was an increase of \$14.3 billion (13.4 percent) more than the February 2023 forecast and an increase of \$9.1 billion (9.1 percent) compared to the FY 2022-23 appropriations.

**FY 2024-25 Highlights**

Fifty-one separate chapters of law were enacted to complete the FY 2024-25 budget during the 2023 regular session, including supplementary changes to the FY 2022-23 budget. Most of the FY 2024-25 budget was enacted in 18 separate omnibus finance acts. Subsequent chapters of this report discuss significant enacted policy and fiscal changes,

primarily included in the omnibus budget acts. A complete list of 2023 session laws relating to the FY 2024-25 enacted budget is included in Appendix E.

In addition to establishing a FY 2024-25 budget to fund the operations of state government, the 2023 session also enacted a series of noteworthy policy changes that have ongoing implications for Minnesota’s budget.

- [Chapter 10](#) removed a restriction (enacted in [Laws 2002, Chapter 220](#)) that prevented the Department of Management and Budget (MMB) from including the effect of inflationary budget pressure on estimates of future expenditures in a budget forecast. With this restriction removed, a budget forecast may include forecasted inflation to estimate the amount that would

theoretically be required to maintain current service levels. This calculation is a planning tool to provide policymakers with an indication of how projected inflation will affect the upcoming budget, but there is no requirement that the estimated inflation be funded in the enacted budget.

Chapter 10 was enacted prior to the release of the February 2023 forecast. In that forecast, MMB used FY 2022-23 spending estimates and inflated those figures, based on projected growth in the Consumer Price Index, to project spending pressure for FY 2024-25 and FY 2026-27. MMB projected that to maintain FY 2022-23 service levels, the FY 2024-25 General Fund budget would require an additional \$1.4 billion in spending above projected estimates and the FY 2026-27 planning budget would require an additional \$3.1 billion in spending.

MMB also used the inflation-adjusted spending estimates to project the General Fund budgetary balances for FY 2024-25 and FY 2026-27. If the inflated spending estimates were eliminated from MMB projections, the General Fund budgetary balance in the February 2023 forecast would have been \$18.9 billion in FY 2024-25 and \$27 billion in FY 2026-27 (compared to \$17.5 billion and \$22.5 billion, respectively).

At the end of the 2023 regular session, following the enactment of the FY 2024-25 General Fund budget, subsequent

inflation calculations no longer needed to be based on FY 2022-23 spending levels. Instead, MMB calculated inflation adjustments for the FY 2026-27 planning estimates using enacted FY 2024-25 spending plus forecasted inflation.

Using this methodology, MMB projected an additional \$817.1 million of necessary General Fund spending to maintain FY 2024-25 service levels in FY 2026-27. As described earlier, the General Fund planning estimates projected a FY 2026-27 budgetary balance of \$1.1 billion without inflationary pressure estimates, but if this inflation estimate is included, the FY 2026-27 budgetary balance drops to \$285.7 million. This new calculation is shown separately in several charts and tables in this chapter to improve understanding of the overall budget.

- [Chapter 18](#) established the free school meals program and appropriated an additional \$387.2 million in FY 2024-25 from the General Fund, compared to the February 2023 forecast, to reimburse participating schools for providing breakfast and lunch at no cost to students, regardless of family income. Chapter 18 also appropriated \$5.4 million from the General Fund in FY 2025 to school districts and charter schools for additional compensatory revenue in anticipation of compensatory pupil count variations resulting from the free school meals program. (See chapter 3 of this report for additional discussion.)

- [Chapter 53](#) enacted a requirement for employers to allow employees to accrue and use earned sick and safe time (ESST). It required employers to provide one hour of ESST for every 30 hours that an employee works, capped at 48 total ESST hours per year, and allowed employees to carry over a maximum of 80 unused ESST hours between years. Chapter 53 appropriated \$4.3 million in FY 2024-25 from the General Fund to the Department of Labor and Industry (DLI) for ESST enforcement requirements and grants for outreach and education.
- [Chapter 59](#) transferred \$668.3 million in FY 2024 from the General Fund to a new family and medical benefit insurance (FMBI) account in the Special Revenue Fund to establish the paid family and medical leave (PFML) program. The PFML program will be administered by the Department of Employment and Economic Development (DEED). Chapter 59 also made appropriations in FY 2024 from the FMBI account to the Department of Commerce, DEED, the Department of Human Services (DHS), DLI, the Legislature, MMB, the Secretary of State, the Supreme Court, and the University of Minnesota for associated startup and operational costs. The PFML program is estimated to collect \$2.1 billion in premiums and provide \$1.8 billion in benefits beginning in FY 2026-27. (See chapter 8 of this report.)
- [Chapter 63](#) legalized the recreational use of cannabis for adults and provided for its regulation. FY 2024-25 General Fund

appropriations and transfers totaled \$144.4 million for regulation of the industry, cannabis-related grant programs, and automatic expungement of certain cannabis-related crimes. The planning estimates for FY 2026-27 totaled \$188.2 million. Chapter 63 also established licensing fees for cannabis businesses and subjected the sale of cannabis to the state sales tax and a ten percent gross receipts tax. The total General Fund increase from these revenues was estimated to be \$74.1 million for FY 2024-25 and \$212.5 million for FY 2026-27.

- [Chapter 64](#), the Omnibus Tax Act, enacted appropriations to pay off the state's outstanding debt service on the National Football League (NFL) stadium in Minneapolis. The outstanding debt on the stadium for the state and for the city of Minneapolis in June 2023 was \$377 million. Chapter 64 used the FY 2023 balance in the stadium general reserve account (\$366.2 million) to prepay most of the costs of the outstanding bonds and made a General Fund appropriation to fund the remainder of the costs. The outstanding bonds were prepaid and defeased on June 26, 2023.

Chapter 64 also made a series of additional changes to state finances due to the payoff of the stadium debt:

- repealed the stadium general reserve account following the payment of the total outstanding debt and credited the forecasted account resources, primarily legal gambling taxes, to the



General Fund, totaling \$312.1 million in FY 2024-25 and \$342 million in FY 2026-27;

- saved the General Fund \$60.3 million per biennium beginning in FY 2024-25, compared to the forecast, by eliminating ongoing debt service payments on the outstanding stadium bonds;
- reduced required payments by the city of Minneapolis for its liability for the construction of the NFL stadium by \$17.4 million in FY 2024-25. These reduced payments continue through 2046; and
- appropriated \$15.7 million one-time in FY 2023 from the General Fund to

provide a security fence for the stadium.

Table 2 summarizes the stadium payoff provisions that were enacted in Chapter 64 for FYs 2023 through 2027.

- [Chapter 67](#) placed a proposed constitutional amendment on the 2024 general election ballot to extend the lottery proceeds dedication to the Environment and Natural Resources Trust Fund (ENRTF) until December 31, 2050. The constitutional amendment also proposes to increase the amount available for appropriation each year from 5.5 percent of the ENRTF’s market value to seven percent. If approved by

<b>Table 2 - Minneapolis Stadium Payoff - FY 2023-27, General Fund Changes</b>			
<b>Comparison of Enacted FY 2024-25 Budget to Forecast</b>			
<i>(dollars in thousands)</i>			
	<b>FY 2023</b>	<b>FY 2024-25</b>	<b>FY 2026-27</b>
<b>Revenues</b>			
Balance from Stadium Reserve	366,179	-	-
Repeal Stadium Reserve	-	312,136	342,302
Eliminate Minneapolis Interest on Const Costs	-	(12,344)	(12,344)
Advance Reimbursement (from Minneapolis)	-	(5,084)	(5,084)
<b>Subtotal: Revenues</b>	<b>366,179</b>	<b>294,708</b>	<b>324,874</b>
<b>Expenditures</b>			
Stadium Payoff	377,000	-	-
MSFA Capital Reserve, Perimeter Fence	15,700	-	-
Football Stadium Debt Service	-	(60,303)	(60,309)
<b>Subtotal: Expenditures</b>	<b>392,700</b>	<b>(60,303)</b>	<b>(60,309)</b>
<b>Total General Fund Change</b>	<b>(26,521)</b>	<b>355,011</b>	<b>385,183</b>

voters, these changes will take effect in FY 2025.

- [Chapter 68](#), the Omnibus Transportation Finance Act, contained several transportation-related tax and fee changes, including increases to the motor vehicle sales tax, the vehicle registration tax, and driver and vehicle service fees. In addition, the act established:
  - a 0.75 percent metropolitan sales and use tax for transit and road projects, with FY 2024-25 revenues of \$923.8 million for metropolitan area transportation programs;
  - a 50 cent retail delivery fee beginning in FY 2025, generating \$59 million in FY 2024-25 and \$130.1 million in FY 2026-27, and allocated to local governments for various transportation needs; and
  - indexing of the current motor fuels tax to inflation, which raised \$42.7 million in FY 2024-25 and \$240.4 million in FY 2026-27 for deposit in the Highway User Tax Distribution Fund. (See chapter 11 of this report.)
- [Chapter 74](#) appropriated \$285 million from the General Fund in FY 2024-25 to DHS to provide additional funding to nursing facilities. Of this amount, \$173.5 million was for one-time payments to nursing facilities, \$75 million was to establish a workforce incentive grant program to assist nursing facilities in recruiting and retaining employees, and \$36.5 million was to provide a temporary daily rate addition for nursing facilities.

Chapter 74 also appropriated \$18 million in FY 2024-25 from the General Fund to DHS to provide partial reimbursement payments to hospitals for avoidable patient days for certain high-acuity patients. (See chapter 6 of this report for additional information.)

## STATE BUDGET OVERVIEW

### Appropriations

As shown in Table 1, the enacted FY 2024-25 all funds biennial budget totaled \$120.9 billion. Total appropriations were \$10.1 billion, or 9.1 percent, greater than the appropriations in FY 2022-23 and \$14.3 billion, or 13.4 percent, greater than the February 2023 forecast for FY 2024-25. Total General Fund appropriations in FY 2024-25 were \$69.5 billion and represented 57.5 percent of the state's operating budget.

Federal funds (the largest category of non-general fund resources) were \$40.1 billion for FY 2024-25. This total is \$69.6 million (0.2 percent) greater than the February 2023 forecast for FY 2024-25 and is \$2.1 billion (5.1 percent) less than in FY 2022-23. This biennial decline is primarily attributable to federal COVID-19 pandemic response funds that are ending in FY 2024-25.

The Health Care Access Fund (HCAF) is particularly important in the Health and Human Services (HHS) budget. FY 2024-25 appropriations from the HCAF in the enacted budget totaled \$2.3 billion, which was \$567.6 million, or 32.3 percent, more than the February 2023 forecast and \$1.1 billion, or 91.1 percent, higher than FY 2022-23. (See

<b>Table 3a - All Funds Biennial Budget - FY 2024-25, by Budget Jurisdiction</b>					
<b>Comparison of Enacted FY 2024-25 Budget to FY 2022-23 and to Forecast</b>					
<i>(dollars in millions)</i>					
	<b>FY 2022-23</b>	<b>FY 2024-25 Forecast Base</b>	<b>FY 2024-25 Enacted Budget</b>	<b>Change: Enacted - FY 2022-23</b>	<b>Change: Enacted - Fcst Base</b>
E-12 Education	24,473.0	24,935.9	28,360.7	3,887.7	3,424.9
Higher Education	3,750.0	3,579.9	4,278.9	528.8	698.9
Property Tax Aids and Credits	4,604.9	4,436.0	5,426.9	821.9	990.8
Health and Human Services	51,609.6	53,144.0	56,677.7	5,068.1	3,533.7
Agric, Env, and Natural Resources	2,888.1	2,036.0	3,552.2	664.1	1,516.2
Jobs, Commerce, and Energy	6,774.0	3,118.6	6,608.1	(166.0)	3,489.5
Judiciary and Public Safety	3,671.2	3,248.5	4,170.7	499.5	922.2
Transportation and Public Safety	10,794.2	10,113.0	12,338.8	1,544.6	2,225.8
State Government and Veterans	3,257.5	2,962.6	4,491.2	1,233.8	1,528.6
Capital Investment and Debt Service	4,009.2	3,350.6	4,368.0	358.8	1,017.4
Cancellations and Other	(5,005.4)	(4,248.2)	(9,321.2)	(4,315.8)	(5,073.0)
<b>Total for Budget Jurisdictions</b>	<b>110,826.4</b>	<b>106,677.0</b>	<b>120,952.0</b>	<b>10,125.6</b>	<b>14,275.0</b>

chapter 6 of this report for additional detail on the HCAF.)

Table 3a displays the state's all funds budget by major budget jurisdiction. Total appropriations in all budget areas were higher in FY 2024-25 than in the prior biennium. Compared to FY 2022-23, noteworthy increases were in HHS (\$5.1 billion, or 9.8 percent); E-12 Education (\$3.9 billion, or 15.9 percent); Transportation and Public Safety (\$1.5 billion, or 14.3 percent); and State Government and Veterans (\$1.2 billion, or 37.9 percent).

Table 3b displays the enacted FY 2024-25 all funds budget by major budget jurisdiction and sorts the jurisdictions based on each area's share of the total all funds budget. The three largest budget jurisdictions represent 80.5 percent of the total FY 2024-25 budget. The enacted budget appropriated \$56.7 billion for HHS, which was 46.9 percent of the state's all funds budget. E-12 Education was the next largest budget area with appropriations totaling \$28.4 billion (23.4 percent of the all funds budget).



**Table 3b - FY 2024-25, All Funds By Budget Jurisdiction  
Appropriations By General Fund and Non-general Funds**

*(dollars in millions)*

	<b>General Fund FY 2024-25</b>	<b>General Fund, Percent of All Funds</b>	<b>Non-general Funds, FY 2024-25</b>	<b>Non-general Funds, Percent of All Funds</b>	<b>All Funds FY 2024-25</b>	<b>Budget Area Percent of All Funds Total</b>
Health and Human Services	20,634	36.4%	36,044	63.6%	56,678	46.9%
E-12 Education	24,259	85.5%	4,102	14.5%	28,361	23.4%
Transportation and Public Safety	1,330	10.8%	11,009	89.2%	12,339	10.2%
Property Tax Aids and Credits	5,315	97.9%	112	2.1%	5,427	4.5%
Higher Education	4,174	97.5%	105	2.5%	4,279	3.5%
Capital Investment and Debt Service	2,495	57.1%	1,873	42.9%	4,368	3.6%
State Government and Veterans	2,638	58.7%	1,853	41.3%	4,491	3.7%
Judiciary and Public Safety	3,543	84.9%	628	15.1%	4,171	3.4%
Jobs, Commerce, and Energy	3,898	59.0%	2,710	41.0%	6,608	5.5%
Agric, Env, and Natural Resources	1,253	35.3%	2,299	64.7%	3,552	2.9%
Cancellations and Other	(20)	0.2%	(9,301)	99.8%	(9,321)	-7.7%
<b>Total</b>	<b>69,518</b>	<b>57.5%</b>	<b>51,434</b>	<b>42.5%</b>	<b>120,952</b>	<b>100.0%</b>

Transportation and Public Safety received appropriations of \$12.3 billion (10.2 percent of the all funds budget). The remaining budget areas totaled less than 20 percent of the all funds budget.

For each budget jurisdiction, Table 3b also displays General Fund and non-general funds as a percent of each area's total appropriations. For example, appropriations

in FY 2024-25 for HHS were \$20.6 billion from the General Fund (36.4 percent of total HHS appropriations) and \$36 billion from non-general funds (63.6 percent of total HHS appropriations). E-12 Education is predominantly funded through the General Fund with 85.5 percent of its appropriations from this source. Conversely, the Transportation and Public Safety budget is

<b>Table 4 - All Funds Biennial Revenues - FY 2024-25, by Fund</b> <b>Comparison of Enacted FY 2024-25 Budget to FY 2022-23 and to Forecast</b> <i>(dollars in millions)</i>					
	<b>FY 2022-23</b>	<b>FY 2024-25 Forecast Base</b>	<b>FY 2024-25 Enacted Budget</b>	<b>Change: Enacted - FY 2022-23</b>	<b>Change: Enacted - Fcst Base</b>
General Fund	60,172.1	60,579.3	58,628.1	(1,544.0)	(1,951.2)
<u>Non-general</u>					
<u>Funds</u>					
Health Care					
Access Fund	1,787.7	1,946.2	1,912.1	124.4	(34.1)
Highway User					
Tax Distribution	5,041.9	5,222.3	5,558.1	516.3	335.9
Federal Fund	41,806.4	39,466.7	39,531.5	(2,274.9)	64.7
Other	10,693.7	9,319.5	9,942.8	(750.9)	623.3
Subtotal, Non- general Funds	59,329.7	55,954.8	56,944.5	(2,385.2)	989.8
<b>Total All Funds Revenues</b>	<b>119,501.8</b>	<b>116,534.0</b>	<b>115,572.6</b>	<b>(3,929.2)</b>	<b>(961.5)</b>

primarily funded through non-general funds, with 89.2 percent of its FY 2024-25 budget funded from these sources and only 10.7 percent from the General Fund.

**Revenues**

Total enacted FY 2024-25 revenues were \$115.6 billion for the all funds budget, a decrease of \$961.5 million compared to the February 2023 forecast. FY 2024-25 General Fund revenue was \$2 billion lower than in the February 2023 forecast. This primarily reflects the changes enacted in Chapter 64, the Omnibus Tax Act, which is discussed in detail in chapter 2 of this report.

Table 4 shows total state revenues by fund, highlighting the General Fund and other

state funds with noteworthy changes in the 2023 session. The revenues discussion in chapter 2 of this report excludes non-tax revenues, transfers from other funds, and prior year adjustments. As a result, the totals and comparisons in that chapter are slightly lower than in Table 4.

**GENERAL FUND SUMMARY**

At the end of the 2023 session, the state’s General Fund was balanced for FY 2024-25 with a projected \$4.8 billion balance before transfers to the reserves.

Total enacted revenues were \$74.3 billion for the biennium (including transfers and adjustments) and appropriations were \$69.5 billion. Of the \$4.8 billion balance remaining,

<b>Table 5 - General Fund Budget</b> <b>Comparison of Enacted FY 2024-25 Budget to FY 2022-23 and to Forecast</b> <i>(dollars in millions)</i>					
	<b>FY 2022-23</b>	<b>FY 2024-25 Forecast Base</b>	<b>FY 2024-25 Enacted Budget</b>	<b>Change: Enacted - FY 2022-23</b>	<b>Change: Enacted - Fcst Base</b>
Balance Forward (including Reserves)	7,026.0	16,052.7	15,485.5	8,459.5	(567.2)
Current Revenues	60,681.3	60,775.9	58,817.6	(1,863.8)	(1,958.3)
<b>Total Resources</b>	<b>67,707.3</b>	<b>76,828.5</b>	<b>74,303.0</b>	<b>6,595.8</b>	<b>(2,525.5)</b>
Spending	52,221.8	54,070.7	69,517.5	17,295.7	15,446.9
Estimated Inflation	-	1,422.7	-	-	(1,422.7)
Reserves	3,202.1	3,880.4	3,202.1	-	(678.3)
<b>Budgetary Balance</b>	<b>12,283.4</b>	<b>17,454.7</b>	<b>1,583.4</b>	<b>(10,700.0)</b>	<b>(15,871.3)</b>

\$3.2 billion was included in the state’s General Fund reserves (\$350 million in the cash flow account and \$2.9 billion in the budget reserve account). After the reserves, a budgetary balance of \$1.6 billion was left unallocated at the end of the FY 2024-25 biennium. Table 5 summarizes how the FY 2024-25 General Fund balance projected in the February 2023 forecast was allocated in the 2023 session and Appendix A provides a detailed fund balance analysis.

**FY 2024-25 General Fund Budget**

The February 2023 forecast projected a positive General Fund balance of \$17.5 billion in FY 2024-25. This included a FY 2022-23 positive balance of \$12.5 billion, which carried forward to FY 2024-25 and increased total projected resources. Total

General Fund resources forecasted in FY 2024-25 were \$76.8 billion, including \$16 billion in carryforward balances from FY 2022-23. Excluding carryforward balances, the FY 2024-25 General Fund forecasted revenues totaled \$60.8 billion.

**Spending Changes**

The February 2023 forecast projected General Fund spending in FY 2024-25 to be \$55.5 billion (including \$1.4 billion of inflation-projected spending). Excluding inflation, the forecast projected \$54.1 billion in forecasted spending. The enacted budget increased FY 2024-25 General Fund appropriations by \$14 billion, compared to forecast, and also increased FY 2022-23 General Fund appropriations by \$567.2 million, compared to the forecast. Of the

increased appropriations in FY 2022-23, \$366.2 million was appropriated from the stadium general reserve account to pay off the state's remaining outstanding debt associated with the NFL stadium in Minneapolis.

**Net Revenue Changes**

Table 5 shows that General Fund resources in FY 2024-25 decreased by a net \$2.5 billion in the enacted budget compared to the February 2023 forecast. This net total

combined the \$567.2 million in lower carryforward revenue from FY 2022-23 with \$2 billion in decreased FY 2024-25 revenue, primarily from changes to the income tax such as a one-time refundable credit (\$1.1 billion), a child tax credit (\$893.4 million), a social security income subtraction (\$496.2 million), a renters credit (\$378.6 million), and a working family credit (\$306.8 million). (Additional tax changes are discussed in chapter 2 of this report.)

<b>Table 6 - General Fund Biennial Budget by Budget Jurisdiction</b>					
<b>Comparison of Enacted FY 2024-25 Budget to 2022-23 and to Forecast</b>					
<i>(dollars in millions)</i>					
	<b>FY 2022-23</b>	<b>FY 2024-25 Forecast Base</b>	<b>FY 2024-25 Enacted Budget</b>	<b>Change: Enacted - FY 2022-23</b>	<b>Change: Enacted - Fcst Base</b>
E-12 Education	20,182.7	21,301.5	24,258.6	4,075.9	2,957.0
Higher Education	3,536.0	3,505.8	4,173.5	637.5	667.7
Property Tax Aids and Credits	4,141.5	4,434.6	5,314.8	1,173.2	880.1
Health and Human Services	15,202.6	17,814.5	20,633.8	5,431.3	2,819.3
Agric, Env, and Natural Resources	564.0	508.5	1,252.8	688.8	744.4
Jobs, Commerce, and Energy	2,103.4	723.4	3,898.2	1,794.8	3,174.8
Judiciary and Public Safety	2,730.6	2,676.5	3,542.7	812.1	866.2
Transportation and Public Safety	482.7	271.5	1,330.0	847.3	1,058.6
State Government and Veterans	1,408.4	1,373.2	2,637.9	1,229.5	1,264.7
Capital Investment and Debt Service	1,884.9	1,481.2	2,495.2	610.3	1,014.0
Cancellations and Other	(15.0)	(20.0)	(20.0)	(5.0)	-
<b>Total Spending</b>	<b>52,221.8</b>	<b>54,070.7</b>	<b>69,517.5</b>	<b>17,295.7</b>	<b>15,446.9</b>
Estimated Inflation	-	1,422.7	-	-	(1,422.7)
<b>Total Spending Including Inflation</b>	<b>52,221.8</b>	<b>55,493.4</b>	<b>69,517.5</b>	<b>17,295.7</b>	<b>14,024.1</b>

Other General Fund non-tax revenues increased by \$18.8 million in FY 2024-25 compared to the February 2023 forecast. (These changes are identified in Table 5 in subsequent chapters of this report.)

**FY 2024-25 Appropriations Changes by Budget Jurisdiction**

Table 6 summarizes the FY 2024-25 General Fund budget by budget jurisdiction. The enacted budget appropriated \$69.5 billion in FY 2024-25 from the General Fund. As described above, this was \$15.4 billion more than projected in the February 2023 forecast and \$17.3 billion more than FY 2022-23. Compared to the forecast, the largest increases were in Jobs, Commerce, and Energy (\$3.2 billion, or 438.9 percent); E-12 Education (\$3 billion, or 13.9 percent); Health and Human Services (\$2.8 billion, or 15.8 percent); Transportation and Public Safety (\$1.1 billion, or 390 percent); State Government and Veterans (\$1.3 billion, or 92.1 percent); and Debt Service and Capital Projects (\$1 billion, or 68.5 percent).

**Budget Reserve Changes, 2022-23**

Table 7 displays all changes to the General Fund budget reserve since the end of the 2022 legislative session. Initially, the reserve was \$2.7 billion for FY 2022. After the changes detailed below, the FY 2022-23 biennium closed with a General Fund budget reserve of \$2.9 billion.

- By law, the Commissioner of Commerce must review and certify whether the reserve in the workers’ compensation assigned risk plan contains an excess surplus. Any excess surplus must be transferred to the budget reserve. Following the audit of the FY 2021 assigned risk plan, the commissioner certified an excess surplus equal to \$16.7 million. This amount was transferred to the budget reserve and was recognized in the November 2022 forecast for FY 2022.

<b>Table 7 - General Fund Budget Reserve Changes Since End of 2022 Regular Session</b>		
<i>(dollars in thousands)</i>		
	<b>FY 2022</b>	<b>FY 2023</b>
Budget Reserve Initial Balance	2,655,745	2,672,484
Assigned Risk Plan, Excess Surplus Allocation	16,739	-
Nov 23 Forecast, MS 16A.152 Allocation	-	179,614
<b>Budget Reserve Balance</b>	<b>2,672,484</b>	<b>2,852,098</b>



- Under [Minnesota Statutes, section 16A.152](#), a projected surplus in a November forecast is required to be transferred to the budget reserve until the reserve reaches a specified level. That level is determined by an annual analysis prepared by MMB each September. The November 2022 forecast transferred an additional \$179.6 million from the General Fund to the budget reserve.

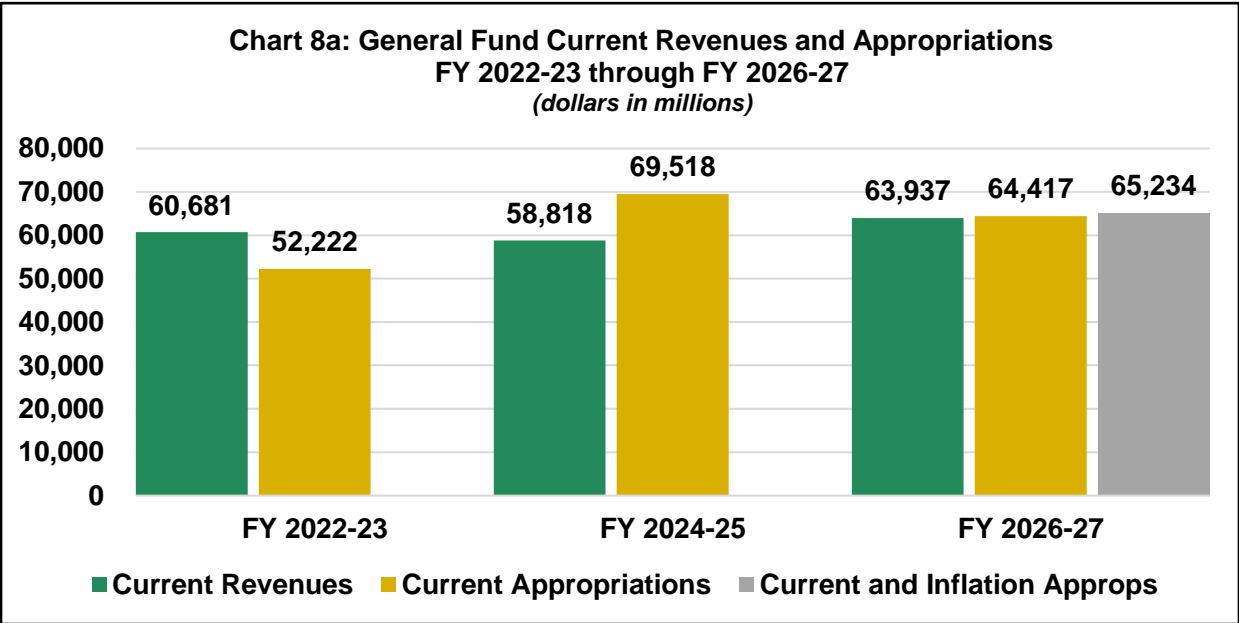
**GENERAL FUND BALANCE ANALYSIS FOR FY 2024-25 AND FY 2026-27**

The effect of the FY 2024-25 enacted budget on the General Fund balance in FY 2026-27 is projected to be positive, with \$1.1 billion remaining unallocated. This unallocated number represents the budgetary balance and, combined with General Fund reserves, will be carried forward into the subsequent biennium. The enacted General Fund budgetary balances in FY 2022-23 and FY 2024-25 were \$12.2 billion and \$1.6 billion,

respectively, and they each became a part of the opening balance for the subsequent biennium and contributed to the positive balances in FY 2024-25 and FY 2026-27.

In addition to budgetary balance, another measurement of fiscal health is structural balance, which compares a single biennium’s revenue collections with its appropriations. The structural balance calculation (current revenues minus projected appropriations) does not include money carried forward from one biennium to the next. By eliminating carryforward resources from a previous biennium, the structural balance measurement can provide an indication of the state’s overall budget position within a specific biennium. Carryforward resources are one-time and can mute the overall estimates of the budget picture, inflating a budget’s closing balance.

Chart 8a displays the current General Fund revenues in the enacted budget for FY 2022-23 through FY 2026-27. FY 2022-23 current



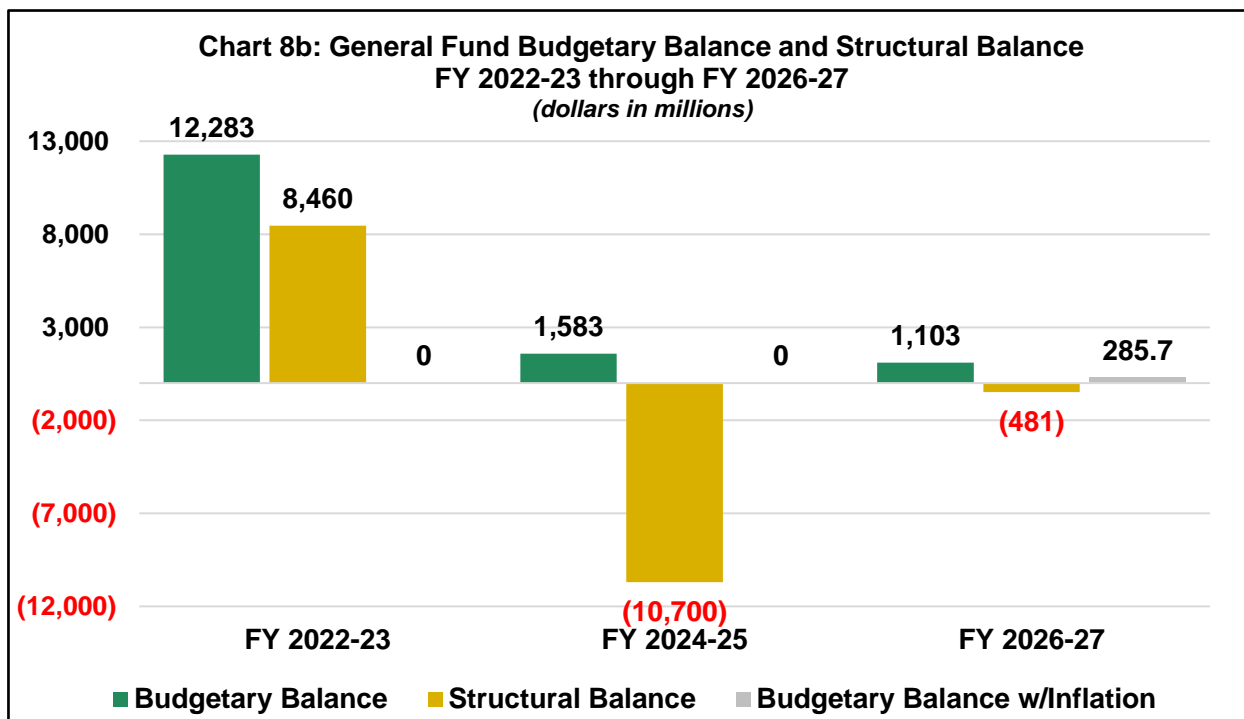
revenues totaled \$60.7 billion and appropriations totaled \$52.2 billion, creating a positive structural balance of \$8.5 billion. Current revenues for FY 2024-25 are projected to total \$58.8 billion, while appropriations are estimated to total \$69.5 billion, resulting in a negative structural balance of \$10.7 billion, or 15.4 percent of FY 2024-25 General Fund appropriations. In FY 2026-27, projected revenues total \$63.9 billion, and projected appropriations total \$64.4 billion, leaving a negative structural balance of \$481 million.

Typically, a negative structural imbalance of 15.4 percent (FY 2024-25) in the state’s General Fund would be a cause for caution. However, the FY 2024-25 structural imbalance is less than the one-time balance (\$12.3 billion) carried forward from the prior biennium. Additionally, the negative balance in FY 2026-27 is significantly lower, at 0.7

percent of planned biennial appropriation levels.

The FY 2024-25 budget was unique because the forecasted General Fund balance included a historically large one-time balance from the prior biennium. Policymakers managed the FY 2024-25 one-time balance by enacting one-time spending and revenue changes that created a one-time negative structural balance. Because this negative balance is largely one-time, its ongoing effect on future budgets is minimized.

As discussed above, the enacted General Fund budget was balanced on a budgetary basis with resources carried forward from FY 2022-23 into FY 2024-25. Additionally, the \$1.6 billion budgetary balance in FY 2024-25 will carry forward to FY 2026-27 and provide resources that help balance the planning years. Chart 8b displays the budgetary



balance and structural balance in the General Fund for each of the three biennia.

As described previously, Chapter 10 repealed the law that prohibited MMB from forecasting the inflationary cost of future spending based on the enacted appropriations in the current budget. As a result of this change in forecasting practice, the *2023 Fiscal Review* adds MMB-forecasted inflation to FY 2026-27 appropriation estimates. This adjustment increases estimated FY 2026-27 planning appropriations by \$817.1 million to \$65.2 billion (Chart 8a) and reduces the budgetary balance from \$1.1 billion to \$285.7 million. Although not included in Chart 8b, the addition of inflation would increase the FY 2026-27 negative structural balance to \$1.3 billion, as displayed in Table 8.

Table 8 displays current General Fund revenues and appropriations in FY 2024-25 and FY 2026-27. It indicates that current revenues are growing in the enacted budget by \$5.1 billion between the biennia. The table also shows that projected appropriations in the enacted budget are anticipated to decline by \$5.1 billion over the two biennia, without accounting for inflation. Table 8 also adds inflation-adjusted appropriations to FY 2026-27. After accounting for inflation, the projected appropriations in the enacted budget are anticipated to decline by \$4.3 billion over the two biennia. Overall, this shows that revenues in the enacted budget are growing faster than appropriations over the four years of the projection period.

<b>Table 8 - General Fund Biennial Budget</b>			
<b>Comparison of Enacted FY 2024-25 Budget to FY 2026-27 Planning Estimates</b>			
<i>(dollars in millions)</i>			
	<b>FY 2024-25 Enacted Budget</b>	<b>FY 2026-27 Planning Estimates</b>	<b>Change: FY 2026-27 - FY 2024-25</b>
Current Resources (excluding carryforward)	58,817.6	63,936.6	5,119.1
Total Projected Appropriations	69,517.5	64,417.3	(5,100.2)
<b>Projected Structural Balance Without Inflation</b>	<b>(10,700.0)</b>	<b>(480.7)</b>	<b>10,219.3</b>
Inflation Estimates	-	817.1	817.1
Total Projected Appropriations Including Inflation Estimates	69,517.5	65,234.4	(4,283.1)
<b>Projected Structural Balance Including Inflation Estimates</b>	<b>(10,700.0)</b>	<b>(1,297.7)</b>	<b>9,402.2</b>

## CHAPTER 2 STATE REVENUES

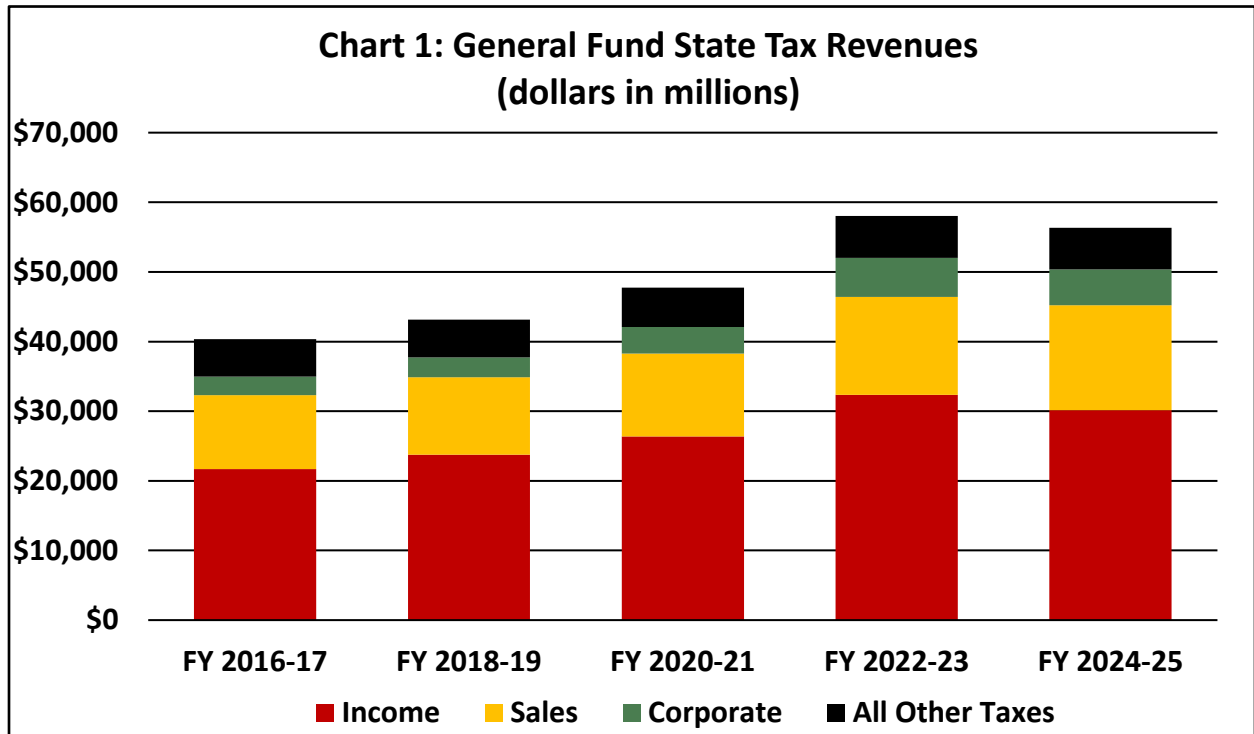
[Chapter 64](#), the Omnibus Tax Act, enacted changes to individual income and corporate franchise taxes and to the general sales and use tax. In addition, Chapters 1, 37, 63, and 68 enacted several tax policy changes affecting state revenues. The fiscal effects of [Chapter 1](#) resulted from conforming Minnesota’s tax code to specific federal tax code changes made in 2020 and 2021. [Chapter 37](#), the Omnibus Housing Finance Act, enacted a sales and use tax rate increase within the seven-county metropolitan area. [Chapter 63](#) enacted a tax on the sale of certain cannabis products legalized by the act. [Chapter 68](#), the Omnibus Transportation Finance Act, contained a reallocation of

revenue from the sales tax on vehicle repair and replacement parts.

Compared to the February 2023 forecast, the enacted budget reduced General Fund tax revenues by \$2 billion in FY 2024-25 and \$1.1 billion in FY 2026-27. As seen in Chart 1, total FY 2024-25 General Fund revenues were \$56.3 billion, which was \$1.7 billion, or 2.9 percent, less than FY 2022-23.

### FEDERAL CONFORMITY

Like many other states with an income tax, Minnesota conforms its tax code to a version of the federal tax code to streamline administration and ease the burden of compliance. As a result of this preference for



federal conformity and a prior Minnesota Supreme Court ruling requiring state lawmakers to conform to the federal code through legislative action proactively, Minnesota lawmakers must routinely consider changes to the state's tax code prompted by federal action.

Federal acts prompting changes in Chapter 1 included:

- the Coronavirus Aid, Relief, and Economic Security (CARES) Act;
- the American Rescue Plan Act (ARPA) of 2021;
- the Infrastructure Investment and Jobs Act (IIJA);
- the Consolidated Appropriations Act of 2021; and
- the Further Consolidated Appropriations Act of 2021.

Because Chapter 1 was enacted prior to the February 2023 forecast, the effects of Chapter 1 were included in the forecast and are not specifically visible in Table 1. Compared to the November 2022 forecast, Chapter 1 conformity decreased General Fund revenues by \$103.5 million in FY 2024-25 and \$770,000 in FY 2026-27.

Chapter 64 contained additional provisions conforming Minnesota's tax code to the federal Inflation Reduction Act (IRA) of 2022 and the Setting Every Community Up for Retirement Enhancement (SECURE) Act of 2022. In total, Chapter 64 conformity increased General Fund revenues by \$11.9 million in FY 2024-25 and \$91.2 million in FY

2026-27, compared to the February 2023 forecast.

### **INDIVIDUAL INCOME TAX**

In addition to the federal conformity changes, Chapter 64 enacted tax policy changes that reduced individual income tax revenues credited to the General Fund by \$2.5 billion in FY 2024-25 and \$1.8 billion in FY 2026-27.

Chapter 64 enacted a one-time refundable retroactive individual income tax credit for taxable year 2021 only, equal to \$260 for single filers, head of household filers, and married taxpayers filing separately, and \$520 for all other filers, increased by \$260 for each of up to three dependents. Married joint filers whose 2021 adjusted gross income (AGI) exceeded \$150,000, and all other filers whose 2021 AGI exceeded \$75,000, are ineligible for the credit. The credit reduced General Fund revenues by \$1.1 billion in FY 2024, compared to the February 2023 forecast.

Chapter 64 established a child tax credit of \$1,750 per qualifying child, phased out at a rate of 12 percent of AGI for married joint filers with incomes exceeding \$35,000 and all other filers with incomes exceeding \$29,500. Both the credit amount and the income phaseout thresholds are required to be annually adjusted for inflation. Chapter 64 also enacted changes to the working family tax credit to conform with the child tax credit. The child tax credit and modified working family tax credit reduced General



Fund revenues by \$797.4 million in FY 2024-25 and \$819.7 million in FY 2026-27.

Chapter 64 increased the amount of Social Security benefit income allowed as a subtraction, changed the measure of income used to calculate the subtraction, and created an optional calculation allowing the full amount of Social Security benefits as a subtraction for married joint filers with AGI of up to \$100,000 and all other filers with AGI of up to \$78,000. The subtraction is phased out for filers with incomes in excess of these amounts. The Department of Revenue must adjust both the amount of the subtraction and the income phaseout thresholds annually for inflation. The modifications to the Social Security benefit income subtraction reduced General Fund revenues by \$496.2 million in FY 2024-25 and \$576.8 million in FY 2026-27. Chapter 64 also established a comparable subtraction of benefit income from certain public pension and retirement plans, which reduced General Fund revenues by \$80.4 million in FY 2024-25 and \$79.8 million in FY 2026-27.

Chapter 64 converted the renters property tax refund into a refundable income tax credit, which is expected to benefit a greater number of taxpayers, largely through increased participation. The credit reduced General Fund revenues by \$378.6 million in FY 2024-25 and \$768.3 million in FY 2026-27. Repealing the renters property tax refund reduced FY 2026-27 planning estimates by \$492.9 million. The net fiscal effect of the conversion for FY 2026-27 is an increased

General Fund cost of \$275.5 million compared to the forecast.

### **CORPORATE FRANCHISE TAX**

Chapter 64 enacted corporate franchise tax policy changes that increased General Fund revenues by \$578.5 million in FY 2024-25 and \$498.6 million in FY 2026-27. Most of this increase (\$430.7 million in FY 2024-25 and \$373.1 million in FY 2026-27) resulted from a change in the tax treatment of global intangible low-taxed income (GILTI). The federal Tax Cuts and Jobs Act (TCJA) of 2017 imposed a tax on GILTI. In response, Minnesota enacted a law allowing GILTI to be subtracted when calculating Minnesota taxable income. Chapter 64 repealed this subtraction beginning with tax year 2024, treating GILTI as taxable income, and disallowed eligibility of GILTI for the Minnesota dividend received deduction.

### **SALES AND USE TAX**

Chapter 64 enacted several exemptions to the general sales and use tax that reduced General Fund revenues by \$48.6 million in FY 2024-25 and \$24 million in FY 2026-27, including several exemptions for materials used in the construction of publicly-owned facilities.

In addition, Chapter 63, which legalized adult-use cannabis, imposed a ten percent gross receipts tax on the sale of cannabis products that generated revenue of \$53.3 million in FY 2024-25 and \$151.1 million in FY 2026-27. Of the revenue generated by this tax, 80 percent will be deposited in the General Fund and 20 percent will be

deposited in the local government cannabis aid account in the Special Revenue Fund. Chapter 63 also subjected cannabis products to the state general sales and use tax of 6.875 percent.

Chapter 37, the Omnibus Housing Finance Act, enacted a 0.25 percent sales and use tax on retail sales in the seven-county metropolitan area, generating revenue of \$308 million in FY 2024-25 and \$391.4 million in FY 2026-27. Proceeds of the tax will be distributed to various housing aid and

assistance funds. (See chapter 8 of this report for additional information).

Chapter 68, the Omnibus Transportation Finance Act, reallocated the revenues generated by the existing sales tax on vehicle repair and replacement parts. This change reduced General Fund revenues by \$19.3 million in FY 2024-25 and \$56.4 million in FY 2026-27 and increased revenues to several transportation-related funds by the same amounts. (See chapter 11 of this report for more detail.)

**Table 1 - State Revenues**  
**All Funds Biennial Revenue, by Type and Fund**  
*(dollars in thousands)*

Total Revenues by Type	FY 2022-23 Revenues*	FY 2024-25 Forecast Base	FY 2024-25 Enacted Budget	Change: Enacted - FY 2022-23	Change: Enacted - Fcst. Base
<b>General Fund</b>					
Individual Income Taxes	32,366,928	32,660,848	30,140,738	(2,226,190)	(2,520,110)
Sales and Use Taxes	14,052,533	15,129,596	15,076,142	1,023,609	(53,454)
Corporate Franchise Taxes	5,586,896	4,574,801	5,162,811	(424,085)	588,010
Statewide Property Tax	1,531,483	1,492,411	1,492,401	(39,082)	(10)
Tobacco Products Taxes	1,126,950	1,098,600	1,098,898	(28,052)	298
Gross Earnings Taxes	947,046	953,055	953,055	6,009	-
Estate Taxes	449,289	486,300	486,300	37,011	-
Alcoholic Beverage Taxes	211,454	221,520	221,520	10,066	-
Cannabis Gross Receipts Tax	-	-	42,600	42,600	42,600
Gambling Taxes	377,619	430,600	401,400	23,781	(29,200)
All Other Taxes	1,373,121	1,271,876	1,271,876	(101,245)	-
All Other Non-Tax Revenues	2,148,732	2,259,658	2,278,435	129,703	18,777
<b>Subtotal for General Fund</b>	<b>60,172,051</b>	<b>60,579,265</b>	<b>58,626,176</b>	<b>(1,545,875)</b>	<b>(1,953,089)</b>
<b>Other Funds</b>					
Federal Fund	41,806,400	39,466,725	39,531,471	(2,274,929)	64,746
Highway User Tax Distribution Fund	5,041,861	5,222,286	5,558,147	516,286	335,861
Special Revenue Fund	3,398,141	3,485,926	3,657,911	259,770	171,985
Health Care Access Fund	1,787,732	1,946,226	1,912,128	124,396	(34,098)
State Fiscal Recovery Fund	1,424,223	-	-	(1,424,223)	-
Trunk Highway Fund	1,601,959	1,610,631	1,610,631	8,672	-

<b>Total Revenues by Type</b>	<b>FY 2022-23 Revenues*</b>	<b>FY 2024-25 Forecast Base</b>	<b>FY 2024-25 Enacted Budget</b>	<b>Change: Enacted - FY 2022-23</b>	<b>Change: Enacted - Fcst. Base</b>
Transit Assistance Fund	839,453	835,198	876,098	36,645	40,900
Federal TANF Fund	521,705	522,052	522,052	347	-
All Other Funds	2,908,229	2,865,736	3,277,978	369,749	412,242
<b>Subtotal for Other Funds</b>	<b>59,329,703</b>	<b>55,954,780</b>	<b>56,946,416</b>	<b>(2,383,287)</b>	<b>991,636</b>
<b>Total State Revenues, All Funds</b>	<b>119,501,754</b>	<b>116,534,045</b>	<b>115,572,592</b>	<b>(3,929,162)</b>	<b>(961,453)</b>
<b>Percent Change</b>				<b>-3.3%</b>	<b>-0.8%</b>

\* As adjusted by FY 2023 changes made by the 2023 Legislature, if any.

**Table 2 - State Revenues**  
**General Fund Changes Compared to Forecast**  
*(dollars in thousands)*

Revenue Changes	FY 2024	FY 2025	FY 2024-25	FY 2026	FY 2027	FY 2026-27
<b>Federal Conformity Changes</b>						
Limit Excess Business Losses and Nonresident Income	4,400	(700)	3,700	19,700	68,300	88,000
SECURE Act 2.0	2,700	(800)	1,900	(800)	(2,000)	(2,800)
Repeal GILTI Subtraction (Individual Income Tax)	3,500	2,800	6,300	2,900	3,100	6,000
Repeal GILTI Subtraction (Corporate Franchise Tax)	249,200	181,500	430,700	184,500	188,600	373,100
<b>Subtotal for Federal Conformity Changes</b>	<b>259,800</b>	<b>182,800</b>	<b>442,600</b>	<b>206,300</b>	<b>258,000</b>	<b>464,300</b>
<b>Individual Income Tax Changes</b>						
Standard/Itemized Deduction Modifications	173,800	180,500	354,300	187,600	197,800	385,400
Net Investment Income Tax	-	86,200	86,200	87,700	88,800	176,500
Advance Refundable Credit (Rebate)	(1,130,900)	-	(1,130,900)	-	-	-
Child Tax Credit and Working Family Tax Credit changes	(418,500)	(398,700)	(817,200)	(394,400)	(445,900)	(840,300)
Social Security Subtraction Modifications	(235,800)	(260,400)	(496,200)	(279,500)	(297,300)	(576,800)
Public Pension Subtraction	(40,300)	(40,100)	(80,400)	(40,000)	(39,800)	(79,800)
Renters Income Tax Credit	-	(378,600)	(378,600)	(382,300)	(386,000)	(768,300)
K-12/Educational Expenses Credit Modifications	(11,100)	(11,700)	(22,800)	(12,000)	(12,200)	(24,200)
Dependent Care Credit Expansion for Unmarried	(1,600)	(1,600)	(3,200)	(1,600)	(1,600)	(3,200)
Angel Investment Tax Credit	(5,000)	(5,000)	(10,000)	-	-	-
Beginning Farmer Tax Credit	(4,000)	(4,000)	(8,000)	(4,000)	(4,000)	(8,000)



<b>Revenue Changes</b>	<b>FY 2024</b>	<b>FY 2025</b>	<b>FY 2024-25</b>	<b>FY 2026</b>	<b>FY 2027</b>	<b>FY 2026-27</b>
Film Production Credit	(8,500)	(10,100)	(18,600)	(12,700)	(13,000)	(25,700)
Sexual Harassment Settlement Income Subtraction	(100)	(100)	(200)	(100)	(100)	(200)
Discharged Student Loan Subtraction	-	-	-	-	(100)	(100)
Military Credit Due Date Change	(200)	-	(200)	-	-	-
Manufactured Home Park Sale to Cooperatives Credit	(350)	(380)	(730)	(400)	(430)	(830)
Short Line Railroad Modernization Credit	(1,400)	(1,400)	(2,800)	(1,400)	(1,400)	(2,800)
Unemployment Benefit Subtraction for Teenagers	(10)	-	(10)	-	-	-
Payment Agreement Plan Fee Repeal	(1,500)	(1,500)	(3,000)	(1,500)	(1,500)	(3,000)
Interactions with Other Tax Policy Changes	-	330	330	(150)	(560)	(710)
<b>Subtotal for Individual Income Tax Changes</b>	<b>(1,685,460)</b>	<b>(846,550)</b>	<b>(2,532,010)</b>	<b>(854,750)</b>	<b>(917,290)</b>	<b>(1,772,040)</b>
<b>Corporate Franchise Tax Changes</b>						
Dividend Received Deduction Reduction	74,100	54,000	128,100	54,900	56,100	111,000
Net Operating Losses Limit Reduction	22,100	17,300	39,400	17,600	17,900	35,500
Historic Rehabilitation Tax Credit	(700)	(3,100)	(3,800)	(8,100)	(14,700)	(22,800)
Sustainable Aviation Fuel Credit	-	(7,400)	(7,400)	(2,100)	(2,100)	(4,200)
Interactions with Other Tax Policy Changes	-	1,010	1,010	910	910	1,820
<b>Subtotal for Corporate Franchise Tax Changes</b>	<b>95,500</b>	<b>61,810</b>	<b>157,310</b>	<b>63,210</b>	<b>58,110</b>	<b>121,320</b>
<b>Sales Tax Changes</b>						
Cannabis Legalization	4,800	18,000	22,800	31,800	42,600	74,400
Exemptions for Local Public Construction Materials	(16,190)	(4,520)	(20,710)	(2,530)	(1,100)	(3,630)
Natural Gas Fee Exemption for Residential Customers	(7,560)	(2,380)	(9,940)	(2,380)	(1,310)	(3,690)
Suite License and Amenities Included with Admission Exemption	(1,840)	(950)	(2,790)	(950)	(970)	(1,920)

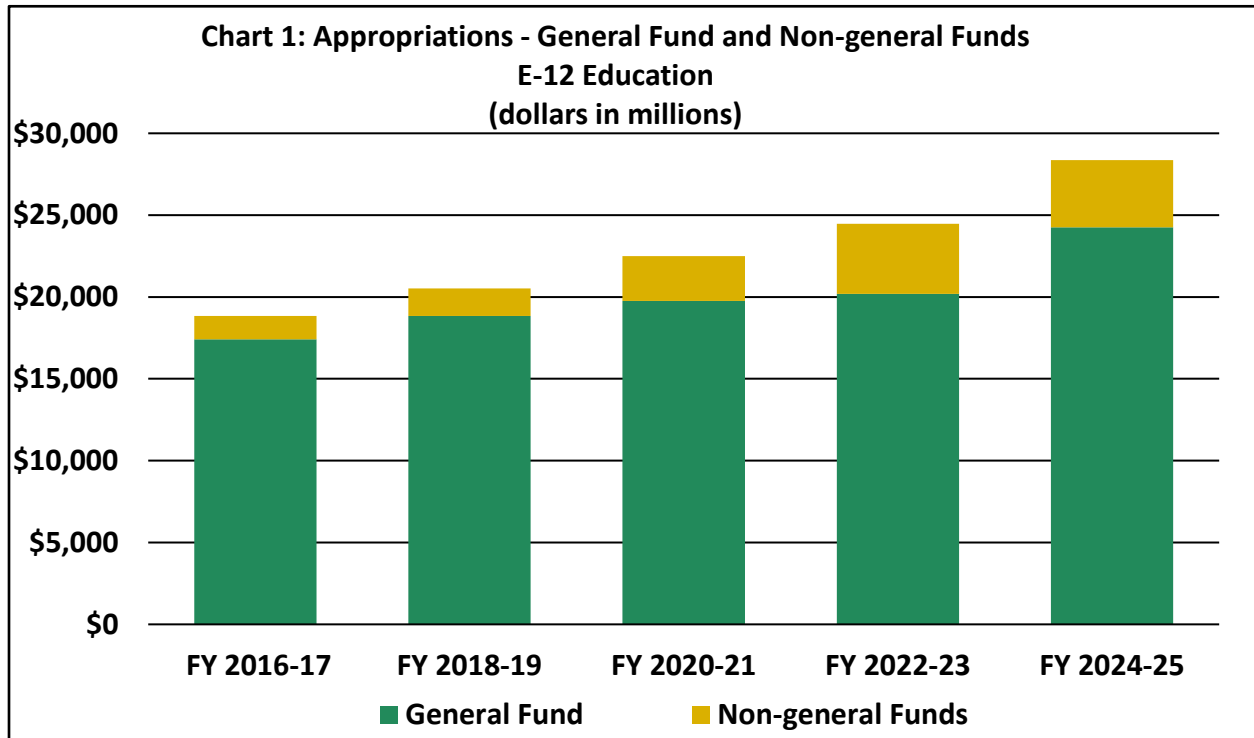
<b>Revenue Changes</b>	<b>FY 2024</b>	<b>FY 2025</b>	<b>FY 2024-25</b>	<b>FY 2026</b>	<b>FY 2027</b>	<b>FY 2026-27</b>
Sales to Nonprofit Blood Centers Exemption	(1,400)	(300)	(1,700)	(300)	(300)	(600)
Disregarded LLCs Exemption	(710)	(760)	(1,470)	(810)	(860)	(1,670)
Firearm Storage Units Exemption	(20)	(20)	(40)	(20)	(20)	(40)
Sales to County Agricultural Societies Exemption	(30)	(30)	(60)	(30)	(30)	(60)
Solid Waste Tax Transfer for SCORE Grants	(3,400)	(3,500)	(6,900)	(3,600)	(3,700)	(7,300)
Minneapolis Interest Forgiveness	(6,172)	(6,172)	(12,344)	(6,172)	(6,172)	(12,344)
Vehicle Repair Parts Sales Tax Reallocation	(5,509)	(13,831)	(19,340)	(22,261)	(34,132)	(56,393)
Tribal Agreements Changes	(250)	(710)	(960)	(760)	(870)	(1,630)
<b>Subtotal for Sales Tax Changes</b>	<b>(38,281)</b>	<b>(15,173)</b>	<b>(53,454)</b>	<b>(8,013)</b>	<b>(6,864)</b>	<b>(14,877)</b>
<b>Other Tax Changes</b>						
Cannabis Gross Receipts Tax	10,600	32,000	42,600	52,200	68,600	120,800
Tribal-owned Exemption from State Property Tax	(10)	-	(10)	-	-	-
Transition MERC to Special Revenue (Tobacco Tax)	149	149	298	149	149	298
Gross Proceeds Tax Imposition, Non-ferrous Mining	-	-	-	1,500	1,400	2,900
Gross Proceeds Tax Distribution	-	-	-	-	(1,500)	(1,500)
Combined Net Receipts Rate Reduction (Gambling Tax)	(13,600)	(15,600)	(29,200)	(16,100)	(16,600)	(32,700)
<b>Subtotal for Other Tax Changes</b>	<b>(2,861)</b>	<b>16,549</b>	<b>13,688</b>	<b>37,749</b>	<b>52,049</b>	<b>89,798</b>
<b>Non-Tax Revenue Changes</b>	<b>4,665</b>	<b>14,112</b>	<b>18,777</b>	<b>22,349</b>	<b>26,281</b>	<b>48,630</b>
<b>Total General Fund Changes</b>	<b>(1,366,637)</b>	<b>(586,452)</b>	<b>(1,953,089)</b>	<b>(533,155)</b>	<b>(529,714)</b>	<b>(1,062,869)</b>

## CHAPTER 3 E-12 EDUCATION

[Chapter 54](#), the Omnibus Early Childhood Education Act, and [Chapter 55](#), the Omnibus K-12 Education Act, contained appropriations for the Department of Education (MDE), the Minnesota State Academies for the Deaf and Blind, the Perpich Center for Arts Education, and the Professional Educator Licensing and Standards Board (PELSB), and were the primary acts that established the FY 2024-25 E-12 Education budget. In addition, [Chapters 18, 57, 63, and 64](#) contained appropriations for entities in the E-12 Education budget. The enacted all funds biennial budget appropriated \$28.4 billion, of which \$24.3 billion, or 85.5 percent, was from the General Fund.

Chart 1 and Table 1 display E-12 Education appropriations since FY 2016-17 and divide each biennium between the General Fund and non-general funds. As shown in Table 2b, the enacted all funds budget in FY 2024-25 increased \$3.4 billion, or 13.7 percent, more than the February 2023 forecast, and increased \$3.9 billion, or 15.9 percent, more than FY 2022-23.

General Fund appropriations in FY 2024-25 totaled \$24.3 billion, an increase of \$3 billion, or 13.9 percent, more than the February 2023 forecast, and an increase of \$4.1 billion, or 20.2 percent, above FY 2022-23 appropriations.



**Table 1 - E-12 Education**  
**Appropriations - General Fund and Non-general Funds**  
*(dollars in thousands)*

<b>Fund</b>	<b>FY 2016-17</b>	<b>FY 2018-19</b>	<b>FY 2020-21</b>	<b>FY 2022-23</b>	<b>FY 2024-25</b>
General Fund	17,408,718	18,831,943	19,754,874	20,182,712	24,258,581
Non-general Funds	1,425,579	1,699,565	2,745,883	4,290,285	4,102,162
<b>Total</b>	<b>18,834,297</b>	<b>20,531,508</b>	<b>22,500,757</b>	<b>24,472,997</b>	<b>28,360,743</b>
<b><u>Change vs Previous Biennium</u></b>					
General Fund	n/a	1,423,225	922,931	427,838	4,075,869
Percent Change	n/a	8.2%	4.9%	2.2%	20.2%
All Funds	n/a	1,697,211	1,969,249	1,972,240	3,887,746
Percent Change	n/a	9.0%	9.6%	8.8%	15.9%

**Basic Revenue**

The basic revenue formula is the primary funding source for public schools. Basic revenue equals the formula allowance multiplied by a school district’s or charter school’s adjusted pupil units. Chapter 55 increased the formula allowance by four percent in FY 2024 (to \$7,138) and two percent in FY 2025 (to \$7,281). Beginning in FY 2026, Chapter 55 increased the formula allowance by the greater of two percent or the rate of inflation, not to exceed three percent.

Changes in the formula allowance increased the general education aid FY 2024-25 General Fund appropriations by \$714.7 million above the February 2023 forecast, which includes \$9.7 million of increases to non-general education funding formulas that are statutorily linked to the basic formula allowance.

**Free School Meals**

Chapter 18 established the free school meals program to provide breakfast and lunch at no cost to each student attending a public or private school that participates in the national school lunch program, national school breakfast program, and if eligible, the community eligibility provision program. The free school meals program was embedded within the existing school breakfast and school lunch aid formulas. As a result, to pay for the free schools meals program, Chapter 18 increased the school breakfast and school lunch General Fund appropriations by \$387 million above the February 2023 forecast for FY 2024-25.

Chapter 18 also appropriated \$400,000 in FY 2023 (available through FY 2025) and \$202,000 in FY 2025 from the General Fund to MDE to administer the free school meals program. Finally, Chapter 18 appropriated

\$5.4 million from the General Fund in FY 2025 for additional compensatory revenue to compensate school districts and charter schools for the potential undercounting of free and reduced-price meal eligible students because of the new free school meals program.

### **Early Childhood Programs**

Chapter 54 provided \$294.5 million in General Fund appropriations above the February 2023 forecast for early childhood programs. Of this amount, \$252.1 million was for additional early learning scholarships, \$20 million was for Head Start programs, \$5 million was for a new Grow Your Own Early Childhood and Family Educator grant program, \$2.5 million was for the kindergarten readiness assessment, and \$2.2 million was for increasing developmental screening aid reimbursement rates and administrative funding at MDE.

Additionally, Chapter 55 extended 4,000 prekindergarten seats for at-risk four-year-olds that were set to expire at the end of FY 2023. Chapters 54 and 55 provided a total of \$46.5 million from the General Fund for FY 2024-25 to extend the 4,000 prekindergarten seats through FY 2025. The funding is distributed through the traditional education finance formulas. Chapter 55 also expanded the number of prekindergarten seats for FY 2026 and later by an additional 5,200 seats, for a total of 12,360 seats. Finally, Chapter 55 made a one-time \$50 million General Fund appropriation in FY 2025 as a future allocation towards 3,000

seats. The law requires the 2024 Legislature to provide direction to the Department of Education on how to allocate the money.

### **The Read Act**

Chapter 55 appropriated \$74.7 million from the General Fund in FY 2024-25 for The Reading to Ensure Academic Development Act (Read Act). Of this amount:

- \$35 million was one-time (available through FY 2028) to reimburse public schools and cooperative units for the purchase of evidence-based literacy curriculum, materials, and interventions for students in prekindergarten through grade 12;
- \$35 million was for statewide evidence-based training on structured literacy and implementation of literacy reform efforts in public schools and cooperative units;
- \$4.2 million was one-time in FY 2024 for a contract with the Center for Applied Research and Education Improvement at the University of Minnesota to support implementation of the Read Act; and
- \$250,000 per year was for a literacy specialist at MDE.

### **Additional Appropriations**

Chapter 55 enacted several other noteworthy provisions for FY 2024-25, including:

- \$258.1 million for other general education programs, of which \$135 million in FY 2024 was one-time for unemployment aid for hourly workers

over the summer term and \$86.9 million was for English learner aid;

- \$135.2 million for education excellence programs, of which \$27 million was for multitiered systems of support, \$24.3 million was for building and cybersecurity grants, \$15 million was for full-service community schools, and \$15 million was for native language revitalization grants;
- \$179.1 million for programs for teachers, of which \$74.4 million was for student support personnel aid and a student support personnel workforce development pipeline, \$37 million was for additional Grow Your Own grants, and \$30 million was for a special education teacher pipeline program;
- \$676.7 million for special education, of which \$662.8 million was to reduce the

special education cross subsidy and \$9.5 million was for a new aid to support special education services provided at intermediate school districts and cooperative unit sites;

- \$55.6 million for library programs, of which \$45.2 million was for a new school library aid program and \$8 million was for additional aid for basic system support at the regional public library systems;
- \$44.2 million for community education and lifelong learning, of which \$30 million in FY 2024 was one-time for after school program grants, \$4.8 million was to increase community education aid, and \$2.9 million was to increase adult basic education aid; and
- \$4 million for a new Office of the Inspector General at MDE.



**Table 2a - E-12 Education**  
**All Funds Biennial Spending/Appropriations by Agency and Fund**  
*(dollars in thousands)*

Agency/Fund	FY 2022-23 Spending*	FY 2024-25 Forecast Base	FY 2024-25 Enacted Budget	Change: Enacted - FY 2022-23	Change: Enacted - Fcst. Base
<b>Department of Education</b>					
General Fund	20,125,277	21,243,669	24,178,043	4,052,766	2,934,374
Special Revenue Fund	178,061	174,558	636,661	458,600	462,103
State Fiscal Recovery Fund	108,399	-	-	(108,399)	-
Gift Fund	358	297	297	(61)	-
Endowment and Permanent School Fund	74,450	79,928	79,928	5,478	-
Expenses in Multiple Funds	(15,990)	(15,994)	(15,994)	(4)	-
<u>Federal Fund</u>	<u>3,929,650</u>	<u>3,385,542</u>	<u>3,385,542</u>	<u>(544,108)</u>	<u>-</u>
Subtotal for Department of Education	24,400,205	24,868,000	28,264,477	3,864,272	3,396,477
<i>Environment Trust/Legacy Funds</i>					
<u>Arts and Cultural Heritage Fund</u>	<u>5,422</u>	<u>-</u>	<u>5,750</u>	<u>328</u>	<u>5,750</u>
<i>Subtotal Environment Trust/Legacy Funds</i>	5,422	-	5,750	328	5,750
<b>Total Department of Education</b>	<b>24,405,627</b>	<b>24,868,000</b>	<b>28,270,227</b>	<b>3,864,600</b>	<b>3,402,227</b>
<b>Minnesota State Academies</b>					
General Fund	28,373	28,646	34,955	6,582	6,309
Special Revenue Fund	7,558	7,884	7,884	326	-
Gift Fund	128	131	131	3	-

<b>Agency/Fund</b>	<b>FY 2022-23 Spending*</b>	<b>FY 2024-25 Forecast Base</b>	<b>FY 2024-25 Enacted Budget</b>	<b>Change: Enacted - FY 2022-23</b>	<b>Change: Enacted - Fcst. Base</b>
Federal Fund	933	494	494	(439)	-
<b>Total Minnesota State Academies</b>	<b>36,992</b>	<b>37,155</b>	<b>43,464</b>	<b>6,472</b>	<b>6,309</b>
<b>Perpich Center for Arts Education</b>					
General Fund	14,932	15,064	17,678	2,746	2,614
Special Revenue Fund	439	965	965	526	-
Gift Fund	5	10	10	5	-
Federal Fund	158	54	54	(104)	-
<b>Total Perpich Center for Arts Education</b>	<b>15,534</b>	<b>16,093</b>	<b>18,707</b>	<b>3,173</b>	<b>2,614</b>
<b>Professional Educator Licensing and Standards Board</b>					
General Fund	14,130	14,170	27,905	13,775	13,735
Special Revenue Fund	571	440	440	(131)	-
State Fiscal Recovery Fund	144	-	-	(144)	-
<b>Total Professional Educator Licensing and Standards Board</b>	<b>14,845</b>	<b>14,610</b>	<b>28,345</b>	<b>13,500</b>	<b>13,735</b>

*\*As adjusted by FY 2023 changes made by the 2023 Legislature, if any.*

**Table 2b - E-12 Education**  
**All Funds Biennial Spending/Appropriations by Budget Area and Fund**  
*(dollars in thousands)*

Fund	FY 2022-23 Spending*	FY 2024-25 Forecast Base	FY 2024-25 Enacted Budget	Change: Enacted - FY 2022-23	Change: Enacted - Fcst. Base
<b>Budget Area - All Agencies</b>					
General Fund	20,182,712	21,301,549	24,258,581	4,075,869	2,957,032
Special Revenue Fund	186,629	183,847	645,950	459,321	462,103
State Fiscal Recovery Fund	108,543	-	-	(108,543)	-
Gift Fund	491	438	438	(53)	-
Endowment and Permanent School Fund	74,450	79,928	79,928	5,478	-
Expenses in Multiple Funds	(15,990)	(15,994)	(15,994)	(4)	-
<u>Federal Fund</u>	<u>3,930,741</u>	<u>3,386,090</u>	<u>3,386,090</u>	<u>(544,651)</u>	<u>-</u>
Subtotal for Non-Dedicated Funds	24,467,576	24,935,858	28,354,993	3,887,417	3,419,135
<i>Environment Trust/Legacy Funds</i>					
<u>Arts and Cultural Heritage Fund</u>	<u>5,422</u>	<u>-</u>	<u>5,750</u>	<u>328</u>	<u>5,750</u>
Subtotal Environment Trust/Legacy Funds	5,422	-	5,750	328	5,750
<b>Total for Budget Area</b>	<b>24,472,998</b>	<b>24,935,858</b>	<b>28,360,743</b>	<b>3,887,745</b>	<b>3,424,885</b>
<b>Percent Change</b>				<b>15.9%</b>	<b>13.7%</b>
<b>General Fund Percent of All Funds</b>	<b>82.5%</b>	<b>85.4%</b>	<b>85.5%</b>		

\*As adjusted by FY 2023 changes made by the 2023 Legislature, if any.

**Table 3 - E-12 Education**  
**General Fund Changes Compared to Forecast**  
*(dollars in thousands)*

Appropriation Changes by Agency	FY 2024	FY 2025	FY 2024-25	FY 2026	FY 2027	FY 2026-27
<b>Department of Education</b>						
Basic Revenue Formula Allowance	272,126	442,533	714,659	598,638	770,679	1,369,317
Compensatory Revenue	-	5,434	5,434	13,925	7,337	21,262
English Learner Aid	40,516	46,393	86,909	47,833	124,044	171,877
Pension Adjustment Revenue	-	-	-	45,518	53,408	98,926
Operating Capital for Menstrual Products and Naloxone	1,677	1,858	3,535	1,849	1,839	3,688
Special Instruction Extended to Age 22	4,567	5,108	9,675	5,113	5,113	10,226
Transportation Sparsity Revenue	4,809	5,086	9,895	5,533	6,122	11,655
Voluntary Prekindergarten Program	16,949	18,871	35,820	79,618	85,258	164,876
Other General Education Aid Changes	2,442	9,301	11,743	18,974	20,873	39,847
Area Learning Center Transportation Aid	1,000	1,000	2,000	1,000	1,000	2,000
CTE Consortium Grants	2,000	2,000	4,000	2,000	2,000	4,000
Unemployment Aid	135,000	-	135,000	-	-	-
BARR Center	5,000	-	5,000	-	-	-
COMPASS and MTSS	13,500	13,500	27,000	13,500	13,500	27,000
Full Service Community Schools	7,500	7,500	15,000	5,000	5,000	10,000
MN Alliance of Boys and Girls Clubs	2,500	2,500	5,000	-	-	-
Museums and Education Centers	781	781	1,562	1,331	1,331	2,662
Nonexclusionary Discipline Training	1,750	1,750	3,500	1,750	1,750	3,500
Paraprofessional Training	-	7,230	7,230	8,213	8,418	16,631

<b>Appropriation Changes by Agency</b>	<b>FY 2024</b>	<b>FY 2025</b>	<b>FY 2024-25</b>	<b>FY 2026</b>	<b>FY 2027</b>	<b>FY 2026-27</b>
Sanneh Foundation	1,500	1,500	3,000	1,500	1,500	3,000
Read Act CAREI Contract	4,200	-	4,200	-	-	-
Read Act Curriculum and Instructional Materials	35,000	-	35,000	-	-	-
Read Act Professional Development	34,950	-	34,950	7,750	7,750	15,500
American Indian Education Aid	6,048	6,926	12,974	7,250	7,501	14,751
Minnesota Indian Teacher Training Program (MITTP)						
Increase	1,610	-	1,610	-	-	-
MITTP (General Fund Appropriation)	(2,210)	(600)	(2,810)	(600)	(600)	(1,200)
MITTP (Transfer to Special Revenue Fund)	2,210	600	2,810	600	600	1,200
Native Language Revitalization Grants	7,500	7,500	15,000	7,500	7,500	15,000
Closing Educational Opportunity Gaps	3,000	3,000	6,000	-	-	-
Come Teach in Minnesota	-	200	200	200	200	400
Grow Your Own	18,500	18,500	37,000	25,454	25,454	50,908
Special Education Teacher Pipeline	20,000	10,000	30,000	-	10,000	10,000
Statewide Teacher Mentoring	9,940	-	9,940	-	-	-
Student Support Personnel Aid	29,138	35,270	64,408	57,640	60,090	117,730
Student Support Personnel Workforce Development Pipeline	5,000	5,000	10,000	5,000	5,000	10,000
Teacher Residency Program	3,000	3,000	6,000	3,000	3,000	6,000
Separate Sites and Programs Aid	4,378	5,083	9,461	5,337	5,604	10,941
Special Education Cross-Subsidy Reduction Aid	304,172	358,651	662,823	375,312	445,906	821,218
Special Education Homeless Student Transportation	1,121	1,356	2,477	1,443	1,537	2,980
Special Education Hourly Worker Summer Term Unemployment Costs	-	-	-	64,000	64,000	128,000
Building and Cybersecurity Grant	24,332	-	24,332	-	-	-
Gender-neutral Bathroom Grants	1,000	1,000	2,000	1,000	1,000	2,000

<b>Appropriation Changes by Agency</b>	<b>FY 2024</b>	<b>FY 2025</b>	<b>FY 2024-25</b>	<b>FY 2026</b>	<b>FY 2027</b>	<b>FY 2026-27</b>
Free School Meals Breakfast Aid	14,842	15,433	30,275	16,047	16,694	32,741
Free School Meals Lunch Aid	174,871	181,860	356,731	189,128	196,704	385,832
School Library Aid	21,435	23,799	45,234	23,797	23,797	47,594
Regional Library Basic System Support	4,000	4,000	8,000	4,267	4,650	8,917
Adults with Disabilities Program	-	1,072	1,072	1,196	1,196	2,392
After School Program Grants	30,000	-	30,000	-	-	-
Community Education Aid	-	4,835	4,835	5,411	5,455	10,866
Adult Basic Education Aid	900	1,959	2,859	2,057	2,056	4,113
Education Finance Data Collection and Reporting	595	2,609	3,204	2,359	2,359	4,718
EDI Center at MDE Staff Costs	2,000	2,000	4,000	2,000	2,000	4,000
Free School Meals Administrative Costs (FY 2023)	400	-	400	-	-	-
IT Infrastructure and Resources	2,000	-	2,000	-	-	-
MDE Litigation Fees (FY 2023 Cancellation)	(1,500)	-	(1,500)	-	-	-
MDE Litigation Fees	7,500	-	7,500	-	-	-
Office of Inspector General	2,000	2,000	4,000	2,000	2,000	4,000
Operating Increase	4,604	4,992	9,596	4,992	4,992	9,984
Other K-12 Education Changes	16,679	13,210	29,889	12,997	13,237	26,234
Developmental Screening Aid	932	1,019	1,951	1,010	1,010	2,020
Early Learning Scholarships	126,028	126,029	252,057	29,464	29,464	58,928
Grow Your Own Early Childhood and Family Educators	2,500	2,500	5,000	500	500	1,000
Head Start	10,000	10,000	20,000	10,000	10,000	20,000
Kindergarten Entry Assessment	768	1,756	2,524	2,076	1,462	3,538
Voluntary Prekindergarten Reserve	-	50,000	50,000	-	-	-
Other Early Childhood Education Changes	6,458	2,852	9,310	1,202	1,202	2,404
<b>Total Department of Education</b>	<b>1,453,518</b>	<b>1,479,756</b>	<b>2,933,274</b>	<b>1,722,684</b>	<b>2,072,492</b>	<b>3,795,176</b>

<b>Appropriation Changes by Agency</b>	<b>FY 2024</b>	<b>FY 2025</b>	<b>FY 2024-25</b>	<b>FY 2026</b>	<b>FY 2027</b>	<b>FY 2026-27</b>
<b>Minnesota State Academies</b>						
Audiology Booth and Equipment	125	-	125	-	-	-
Mental Health Day Treatment Program	445	185	630	185	185	370
Operating Increase	1,574	2,073	3,647	2,073	2,073	4,146
Safety/Security Technology Initiative	978	287	1,265	534	291	825
TRA Pension Contributions	-	-	-	44	44	88
Unemployment Aid	321	321	642	321	321	642
<b>Total Minnesota State Academies</b>	<b>3,443</b>	<b>2,866</b>	<b>6,309</b>	<b>3,157</b>	<b>2,914</b>	<b>6,071</b>
<b>Perpich Center for Arts Education</b>						
Classroom and Dormitory Furniture	1,150	-	1,150	-	-	-
Operating Increase	537	879	1,416	879	879	1,758
TRA Pension Contributions	-	-	-	12	12	24
Unemployment Aid	24	24	48	24	24	48
<b>Total Perpich Center for Arts Education</b>	<b>1,711</b>	<b>903</b>	<b>2,614</b>	<b>915</b>	<b>915</b>	<b>1,830</b>
<b>Professional Educator Licensing and Standards Board</b>						
Alternative Pathways Support Position	150	150	300	150	150	300
Collaborative Urban and Greater MN Educators of Color	4,440	4,440	8,880	4,440	4,440	8,880
Heritage Language and Culture Teachers	208	208	416	208	208	416
Increase PELSB Staffing	381	381	762	381	381	762
Licensure via Portfolio Online Platform	150	150	300	150	150	300
Mentoring and Retention Incentive Grants	504	504	1,008	1,504	1,504	3,008
Operating Increase	197	341	538	341	341	682
Pathway Preparation Grants	400	400	800	400	400	800
PELSB Board Membership Stipends	67	67	134	67	67	134



<b>Appropriation Changes by Agency</b>	<b>FY 2024</b>	<b>FY 2025</b>	<b>FY 2024-25</b>	<b>FY 2026</b>	<b>FY 2027</b>	<b>FY 2026-27</b>
Removing Barriers to Licensure	77	-	77	-	-	-
Report on Increasing TOCAIT	20	-	20	-	-	-
Teacher Recruitment Marketing Campaign	250	250	500	250	250	500
<b>Total Professional Educator Licensing and Standards Board</b>	<b>6,844</b>	<b>6,891</b>	<b>13,735</b>	<b>7,891</b>	<b>7,891</b>	<b>15,782</b>
<b>Total General Fund Changes</b>	<b>1,465,516</b>	<b>1,490,416</b>	<b>2,955,932</b>	<b>1,734,647</b>	<b>2,084,212</b>	<b>3,818,859</b>

**Table 4 - E-12 Education**  
**Non-general Fund Changes Compared to Forecast**  
*(dollars in thousands)*

Appropriation Changes by Agency	Fund	FY 2024	FY 2025	FY 2024-25	FY 2026	FY 2027	FY 2026-27
<b>Department of Education</b>							
Come Teach in MN Hiring Bonuses	Special Revenue	-	200	200	200	200	400
Early Learning Scholarships	Special Revenue	126,028	126,029	252,057	29,464	29,464	58,928
Grow Your Own	Special Revenue	18,500	18,500	37,000	25,454	25,454	50,908
Grow Your Own Early Childhood and Family Educators	Special Revenue	2,500	2,500	5,000	500	500	1,000
MN Indian Teacher Training Program	Special Revenue	2,210	600	2,810	600	600	1,200
Online Learning Fee Spending Authority	Special Revenue	29	7	36	7	7	14
Special Education Teacher Pipeline	Special Revenue	20,000	10,000	30,000	-	10,000	10,000
Unemployment Aid	Special Revenue	135,000	-	135,000	-	-	-
<b>Total Department of Education</b>		<b>304,267</b>	<b>157,836</b>	<b>462,103</b>	<b>56,225</b>	<b>66,225</b>	<b>122,450</b>
<b>Total Non-general Fund Changes</b>		<b>304,267</b>	<b>157,836</b>	<b>462,103</b>	<b>56,225</b>	<b>66,225</b>	<b>122,450</b>

**Table 5 - E-12 Education**  
**Revenue Changes Compared to Forecast**  
*(dollars in thousands)*

Revenue Changes by Agency	Fund	FY 2024	FY 2025	FY 2024-25	FY 2026	FY 2027	FY 2026-27
<b>Department of Education</b>							
Come Teach in MN Hiring Bonuses*	Special Revenue	-	200	200	200	200	400
Early Learning Scholarships*	Special Revenue	126,028	126,029	252,057	29,464	29,464	58,928
Grow Your Own*	Special Revenue	18,500	18,500	37,000	25,454	25,454	50,908
Grow Your Own Early Childhood and Family Education*	Special Revenue	2,500	2,500	5,000	500	500	1,000
MN Indian Teacher Training Program*	Special Revenue	2,210	600	2,810	600	600	1,200
Special Education Teacher Pipeline*	Special Revenue	20,000	10,000	30,000	-	10,000	10,000
Unemployment Aid*	Special Revenue	135,000	-	135,000	-	-	-
<b>Total Department of Education</b>		<b>304,238</b>	<b>157,829</b>	<b>462,067</b>	<b>56,218</b>	<b>66,218</b>	<b>122,436</b>
<b>Total Revenue Changes for Budget Area</b>		<b>304,238</b>	<b>157,829</b>	<b>462,067</b>	<b>56,218</b>	<b>66,218</b>	<b>122,436</b>

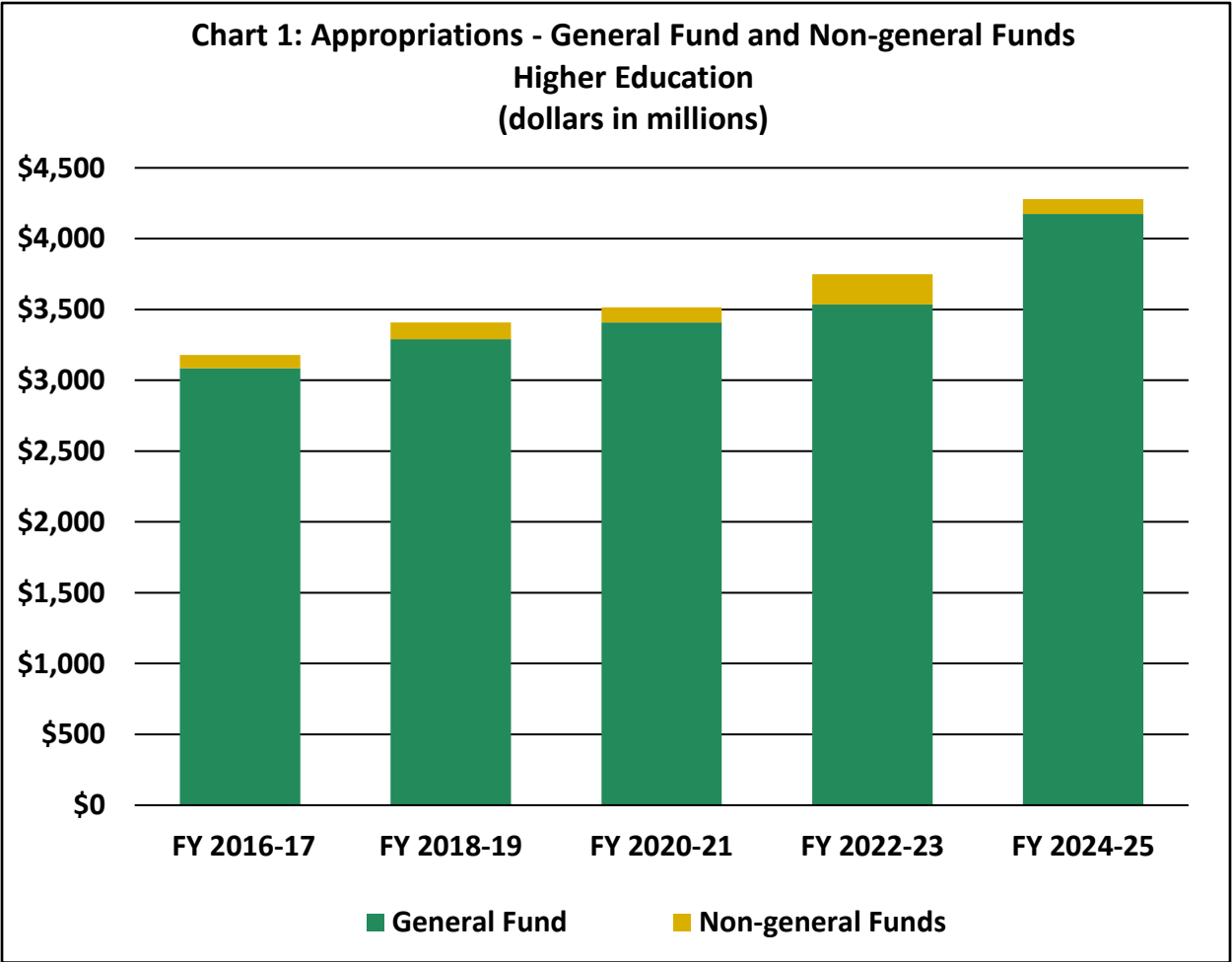
\*Transfer from the General Fund

**CHAPTER 4  
HIGHER EDUCATION**

[Chapter 41](#), the Omnibus Higher Education Act, contained FY 2024-25 appropriations for the Office of Higher Education (OHE), Minnesota State Colleges and Universities (Minnesota State), the University of Minnesota (UMN), and the Mayo Clinic, and was the primary act that established the FY 2024-25 budget in this jurisdiction. In addition, Chapters [52](#), [60](#), [62](#), [63](#), and [68](#) also contained appropriations for entities in the Higher Education budget area. The enacted

all funds biennial budget appropriated \$4.3 billion, of which \$4.2 billion, or 97.5 percent, was from the General Fund.

Chart 1 and Table 1 display Higher Education appropriations since FY 2016-17 and divide each biennium between the General Fund and non-general funds. As shown in Table 2b, the enacted all funds budget in FY 2024-25 increased \$698.9 million, or 19.5 percent, more than the February 2023 forecast, and



<b>Table 1 - Higher Education</b>					
<b>Appropriations - General Fund and Non-general Funds</b>					
<i>(dollars in thousands)</i>					
<b>Fund</b>	<b>FY 2016-17</b>	<b>FY 2018-19</b>	<b>FY 2020-21</b>	<b>FY 2022-23</b>	<b>FY 2024-25</b>
General Fund	3,084,888	3,290,092	3,407,717	3,536,024	4,173,528
Non-general Funds	95,106	117,985	108,584	214,004	105,336
<b>Total</b>	<b>3,179,994</b>	<b>3,408,077</b>	<b>3,516,301</b>	<b>3,750,028</b>	<b>4,278,864</b>
<b><u>Change vs Previous Biennium</u></b>					
General Fund	n/a	205,204	117,625	128,307	637,504
Percent Change	n/a	6.7%	3.6%	3.8%	18.0%
All Funds	n/a	228,083	108,224	233,727	528,836
Percent Change	n/a	7.2%	3.2%	6.6%	14.1%

increased \$528.8 million, or 14.1 percent, more than FY 2022-23.

General Fund appropriations in FY 2024-25 totaled \$4.2 billion, an increase of \$667.7 million, or 19 percent, more than the February 2023 forecast, and an increase of \$637.5 million, or 18 percent, above FY 2022-23 appropriations.

The majority of FY 2024-25 Higher Education appropriations occurred in Chapter 41, including:

- \$117.2 million in FY 2025 transferred to an account in the Special Revenue Fund for North Star Promise tuition scholarship awards at Minnesota public higher education institutions and Tribal colleges, available for eligible students who are Minnesota residents and have a

family adjusted gross income below \$80,000;

- \$458.9 million for the state grant program, an increase of \$38.8 million compared to the forecast, due to including proration for enrollment level after the full state grant award is calculated, an increase in the state grant lifetime eligibility to 180 credits, moving the deadline to apply for a state grant to the end of the fiscal year, and an increase in the living and miscellaneous expense allowance from 109 percent to 115 percent of the federal poverty guidelines for a one-person household in Minnesota for nine months if no other allowance is specified in law;
- \$6 million in additional funding for Tribal college grants to Leech Lake Tribal

College, White Earth Tribal College, and Red Lake Nation Tribal College;

- \$17 million for the American Indian scholars program that provides a first-dollar tuition and fee-free pathway for eligible Minnesota American Indian students to complete an undergraduate education;
- \$289.9 million in additional funding for Minnesota State's operations and maintenance, including \$50 million in FY 2024 for one-time campus support and \$75 million for a tuition freeze for the 2023-2024 and 2024-2025 academic years at a rate not greater than the 2022-2023 academic year rates;
- \$121.2 million in additional funding for the UMN's operations and maintenance appropriation, including \$10 million for

systemwide safety and security and \$10 million in FY 2024 for programs at the UMN Medical School campus on the CentraCare Health System campus in St. Cloud; and

- \$896,000 to the Mayo Clinic to support medical training.

Other budget highlights enacted for FY 2024-25 included:

- \$5 million to UMN to establish a Center for Cannabis Research within the School of Public Health (Chapter 63) and
- \$5 million one-time to UMN for small community partnerships on infrastructure project analysis and development (Chapter 68).

**Table 2a – Higher Education**  
**All Funds Biennial Spending/Appropriations by Agency and Fund**  
*(dollars in thousands)*

Agency/Fund	FY 2022-23 Spending*	FY 2024-25 Forecast Base	FY 2024-25 Enacted Budget	Change: Enacted - FY 2022-23	Change: Enacted - Fcst. Base
<b>Office of Higher Education</b>					
General Fund	570,414	545,392	778,374	207,960	232,982
Special Revenue Fund	25,550	14,450	26,702	1,152	12,252
Gift Fund	3	-	-	(3)	-
Expenses in Multiple Funds	(646)	(600)	(600)	46	-
State Fiscal Recovery Fund	39,400	-	-	(39,400)	-
Federal Fund	14,703	11,154	11,154	(3,549)	-
<b>Total Office of Higher Education</b>	<b>649,424</b>	<b>570,396</b>	<b>815,630</b>	<b>166,206</b>	<b>245,234</b>
<b>Minnesota State</b>					
<u>General Fund</u>	<u>1,581,883</u>	<u>1,579,222</u>	<u>1,873,128</u>	<u>291,245</u>	<u>293,906</u>
Subtotal for Minnesota State	1,581,883	1,579,222	1,873,128	291,245	293,906
<i>Environment Trust/Legacy Funds</i>					
<u>Environment and Natural Resources Trust Fund</u>	<u>1,760</u>	<u>-</u>	<u>393</u>	<u>(1,367)</u>	<u>393</u>
<i>Subtotal Environment Trust/Legacy Funds</i>	1,760	-	393	(1,367)	393
<b>Total Minnesota State</b>	<b>1,583,643</b>	<b>1,579,222</b>	<b>1,873,521</b>	<b>289,878</b>	<b>294,299</b>



<b>Agency/Fund</b>	<b>FY 2022-23 Spending*</b>	<b>FY 2024-25 Forecast Base</b>	<b>FY 2024-25 Enacted Budget</b>	<b>Change: Enacted - FY 2022-23</b>	<b>Change: Enacted - Fcst. Base</b>
<b>University of Minnesota</b>					
General Fund	1,381,025	1,378,512	1,518,428	137,403	139,916
Special Revenue Fund	44,773	44,800	44,989	216	189
Health Care Access Fund	4,314	4,314	4,314	-	-
Renewable Development Account	10,000	-	-	(10,000)	-
<u>Agricultural Fund</u>	<u>-</u>	<u>-</u>	<u>800</u>	<u>800</u>	<u>800</u>
Subtotal for University of Minnesota	1,440,112	1,427,626	1,568,531	128,419	140,905
<i>Environment Trust/Legacy Funds</i>					
Environment and Natural Resources Trust Fund	70,179	-	14,584	(55,595)	14,584
<u>Clean Water Fund</u>	<u>3,968</u>	<u>-</u>	<u>3,000</u>	<u>(968)</u>	<u>3,000</u>
Subtotal Environment Trust/Legacy Funds	74,147	-	17,584	(56,563)	17,584
<b>Total University of Minnesota</b>	<b>1,514,259</b>	<b>1,427,626</b>	<b>1,586,115</b>	<b>71,856</b>	<b>158,489</b>
<b>Mayo Clinic</b>					
General Fund	2,702	2,702	3,598	896	896
<b>Total Mayo Clinic</b>	<b>2,702</b>	<b>2,702</b>	<b>3,598</b>	<b>896</b>	<b>896</b>

\*As adjusted by FY 2023 changes made by the 2023 Legislature, if any.

**Table 2b – Higher Education**  
**All Funds Biennial Spending/Appropriations by Budget Area and Fund**  
*(dollars in thousands)*

Fund	FY 2022-23 Spending*	FY 2024-25 Forecast Base	FY 2024-25 Enacted Budget	Change: Enacted - FY 2022-23	Change: Enacted - Fcst. Base
<b>Budget Area - All Agencies</b>					
General Fund	3,536,024	3,505,828	4,173,528	637,504	667,700
Special Revenue Fund	70,323	59,250	71,691	1,368	12,441
Health Care Access Fund	4,314	4,314	4,314	-	-
Renewable Development Account	10,000	-	-	(10,000)	-
Agriculture Fund	-	-	800	800	800
Gift Fund	3	-	-	(3)	-
Expenses in Multiple Funds	(646)	(600)	(600)	46	-
State Fiscal Recovery Fund	39,400	-	-	(39,400)	-
<u>Federal Fund</u>	<u>14,703</u>	<u>11,154</u>	<u>11,154</u>	<u>(3,549)</u>	<u>-</u>
Subtotal for Non-Dedicated Funds	3,674,121	3,579,946	4,260,887	586,766	680,941
<i>Environment Trust/Legacy Funds</i>					
Environment and Natural Resources Trust Fund	71,939	-	14,977	(56,962)	14,977
<u>Clean Water Fund</u>	<u>3,968</u>	<u>-</u>	<u>3,000</u>	<u>(968)</u>	<u>3,000</u>
Subtotal Environment Trust/Legacy Funds	75,907	-	17,977	<b>(57,930)</b>	<b>17,977</b>
<b>Total for Budget Area</b>	<b>3,750,028</b>	<b>3,579,946</b>	<b>4,278,864</b>	<b>528,836</b>	<b>698,918</b>
<b>Percent Change</b>				<b>14.1%</b>	<b>19.5%</b>
<b>General Fund Percent of All Funds</b>	<b>94.3%</b>	<b>97.9%</b>	<b>97.5%</b>		

\*As adjusted by FY 2023 changes made by the 2023 Legislature, if any.

**Table 3 - Higher Education**  
**General Fund Changes Compared to Forecast**  
*(dollars in thousands)*

Appropriation Changes by Agency	FY 2024	FY 2025	FY 2024-25	FY 2026	FY 2027	FY 2026-27
<b>Office of Higher Education</b>						
State Grant: Living and Miscellaneous Expense Increase	12,007	9,101	21,108	10,000	10,000	20,000
State Grant: Simplification and Federal Conformity	12,700	5,029	17,729	5,029	5,029	10,058
Operating Increase	1,994	2,220	4,214	1,592	1,592	3,184
Statewide Longitudinal Education Data System	768	768	1,536	768	768	1,536
Tribal College Grants	3,000	3,000	6,000	3,000	3,000	6,000
Student Parent Support Initiative	3,000	3,000	6,000	3,000	3,000	6,000
Director of Tribal Relations	134	143	277	143	143	286
Emergency Assistance for Postsecondary Students	3,260	3,260	6,520	3,260	3,260	6,520
Direct Admissions Minnesota	575	575	1,150	575	575	1,150
Grants to Underrepresented Teacher Candidates	800	800	1,600	-	-	-
Grants to Student Teachers in Shortage Areas	800	800	1,600	-	-	-
Teacher Shortage Loan Forgiveness (Repayment)	800	800	1,600	-	-	-
Next Generation Nursing Assistant Training Program	3,000	-	3,000	-	-	-
Minnesota American Indian Scholarships	8,500	8,500	17,000	8,500	8,500	17,000
Intervention for College Attendance Program Grants	800	-	800	-	-	-
Loan Repayment Assistance Program - Attorneys	30	30	60	30	30	60
MNLink Gateway and Minitex	650	700	1,350	750	803	1,553
Higher Education Public Service Grants Feasibility Study	75	-	75	-	-	-
Dual Training Competency Grants	6,020	2,632	8,652	1,132	1,132	2,264

<b>Appropriation Changes by Agency</b>	<b>FY 2024</b>	<b>FY 2025</b>	<b>FY 2024-25</b>	<b>FY 2026</b>	<b>FY 2027</b>	<b>FY 2026-27</b>
Inclusive Higher Education	1,000	1,000	2,000	1,000	1,000	2,000
North Star Promise: Transfer	-	117,226	117,226	49,500	49,500	99,000
North Star Promise: Administration and Promotion	496	202	698	202	202	404
Hunger Free Campus Grants	1,398	898	2,296	898	898	1,796
Student Basic Needs Working Group	44	-	44	-	-	-
Minnesota Independence College and Community College Possible	1,000	1,000	2,000	(1,000)	(1,000)	(2,000)
Report on Minn State Course Placement Practices	250	-	250	-	-	-
Paramedic Scholarships	3,200	-	3,200	-	-	-
Fostering Independence Higher Education Grants	486	655	1,141	655	655	1,310
Addiction Medicine Fellowship	270	270	540	270	270	540
Foster Care Grant - Wraparound Service	500	500	1,000	-	-	-
Unemployment Insurance Reimbursement	158	158	316	158	158	316
Dual Training Competency Grants Administrative Costs Transfer	1,000	1,000	2,000	1,000	1,000	2,000
<b>Total Office of Higher Education</b>	<b>68,715</b>	<b>164,267</b>	<b>232,982</b>	<b>89,912</b>	<b>89,965</b>	<b>179,877</b>
<b>Minnesota State</b>						
Central Offices and Shared Services Stabilization	1,000	2,000	3,000	2,000	2,000	4,000
Minnesota State Stabilization	61,500	60,500	122,000	38,000	38,000	76,000
Campus One-Time Support	50,000	-	50,000	-	-	-
ISRS - Next Generation and Systemwide Technology	1,500	1,500	3,000	1,500	1,500	3,000
Tuition Freeze / Relief	25,000	50,000	75,000	37,500	37,500	75,000
Student Support	3,158	3,158	6,316	3,158	3,158	6,316
Individual Retirement Account Plan Contribution Increase	861	872	1,733	883	894	1,777
Equipment and Learning Environments	6,750	6,750	13,500	-	-	-

<b>Appropriation Changes by Agency</b>	<b>FY 2024</b>	<b>FY 2025</b>	<b>FY 2024-25</b>	<b>FY 2026</b>	<b>FY 2027</b>	<b>FY 2026-27</b>
Develop and Expand Industry Sector Programming Z-Degree Textbook Program/Open Educational Resources	6,750 1,000	6,750 1,000	13,500 2,000	- -	- -	- -
UI Reimbursement	809	809	1,618	809	809	1,618
Menstrual Products	482	282	764	282	282	564
Transparent Pathway: Child Development Associate	475	-	475	-	-	-
Juvenile Detention Alternatives Initiatives - Corrections Transfer	500	500	1,000	500	500	1,000
Teacher Retirement Association Pension Contributions	-	-	-	1,446	1,446	2,892
<b>Total Minnesota State</b>	<b>159,785</b>	<b>134,121</b>	<b>293,906</b>	<b>86,078</b>	<b>86,089</b>	<b>172,167</b>
<b>University of Minnesota</b>						
Core Mission Support	50,000	50,000	100,000	50,000	50,000	100,000
Systemwide Safety and Security	5,000	5,000	10,000	1,000	1,000	2,000
Unemployment Insurance Reimbursement	366	366	732	366	366	732
UMN and CentraCare	10,000	-	10,000	-	-	-
Menstrual Products	374	110	484	110	110	220
Natural Resources Research Institute	2,000	2,000	4,000	-	-	-
Lowland Conifer Reserve Study	500	-	500	-	-	-
Aquatic Invasive Species Research	1,000	-	1,000	-	-	-
Weather Resiliency Program	1,000	1,000	2,000	1,000	1,000	2,000
Cut Wall Study	1,000	-	1,000	-	-	-
Small Community Partnerships	2,500	2,500	5,000	-	-	-
Cannabis Extension and Research Grants	100	100	200	750	750	1,500
Center for Cannabis Research	2,500	2,500	5,000	2,500	2,500	5,000
<b>Total University of Minnesota</b>	<b>76,340</b>	<b>63,576</b>	<b>139,916</b>	<b>55,726</b>	<b>55,726</b>	<b>111,452</b>

<b>Appropriation Changes by Agency</b>	<b>FY 2024</b>	<b>FY 2025</b>	<b>FY 2024-25</b>	<b>FY 2026</b>	<b>FY 2027</b>	<b>FY 2026-27</b>
<b>Mayo Clinic</b>						
Mayo Family Medicine and Residency	448	448	896	448	448	896
<b>Total Mayo Clinic</b>	<b>448</b>	<b>448</b>	<b>896</b>	<b>448</b>	<b>448</b>	<b>896</b>
<b>Total General Fund Changes</b>	<b>305,288</b>	<b>362,412</b>	<b>667,700</b>	<b>232,164</b>	<b>232,228</b>	<b>464,392</b>

**Table 4 - Higher Education**  
**Non-general Fund Changes Compared to Forecast**  
*(dollars in thousands)*

Appropriation Changes by Agency	Fund	FY 2024	FY 2025	FY 2024-25	FY 2026	FY 2027	FY 2026-27
<b>Office of Higher Education</b>							
Dual Training Competency Grants: OHE	Special Revenue	5,888	2,500	8,388	1,000	1,000	2,000
Dual Training Competency Grants: DLI	Special Revenue	132	132	264	132	132	264
Teacher Shortage Loan Forgiveness	Special Revenue	800	800	1,600	-	-	-
Inclusive Higher Education Grants	Special Revenue	750	750	1,500	750	750	1,500
Inclusive Higher Education Technical Assistance	Special Revenue	250	250	500	250	250	500
<b>Total Office of Higher Education</b>		<b>7,820</b>	<b>4,432</b>	<b>12,252</b>	<b>2,132</b>	<b>2,132</b>	<b>4,264</b>
<b>University of Minnesota</b>							
Pollinator Research Account	Agriculture	800	-	800	100	100	200
Microplastics in Lake Superior	Special Revenue	189	-	189	-	-	-
<b>Total University of Minnesota</b>		<b>989</b>	<b>-</b>	<b>989</b>	<b>100</b>	<b>100</b>	<b>200</b>
<b>Total Non-general Fund Changes</b>		<b>8,809</b>	<b>4,432</b>	<b>13,241</b>	<b>2,232</b>	<b>2,232</b>	<b>4,464</b>



**Table 5 - Higher Education**  
**Revenue Changes Compared to Forecast**  
*(dollars in thousands)*

Revenue Changes by Agency	Fund	FY 2024	FY 2025	FY 2024-25	FY 2026	FY 2027	FY 2026-27
<b>Office of Higher Education</b>							
Dual-Training Account*	Special Revenue	7,020	3,632	10,652	2,132	2,132	4,264
North Star Promise*	Special Revenue	-	117,226	117,226	49,500	49,500	99,000
Teacher Shortage Loan Forgiveness*	Special Revenue	800	800	1,600	-	-	-
Inclusive Higher Education*	Special Revenue	750	750	1,500	750	750	1,500
<b>Total Office of Higher Education</b>		<b>8,570</b>	<b>122,408</b>	<b>130,978</b>	<b>52,382</b>	<b>52,382</b>	<b>104,764</b>
<b>University of Minnesota</b>							
Pollinator Research Account*	Agriculture	800	-	800	100	100	200
<b>Total University of Minnesota</b>		<b>800</b>	<b>-</b>	<b>800</b>	<b>100</b>	<b>100</b>	<b>200</b>
<b>Total Revenue Changes for Budget Area</b>		<b>9,370</b>	<b>122,408</b>	<b>131,778</b>	<b>52,482</b>	<b>52,482</b>	<b>104,964</b>

\*Transfer from the General Fund.

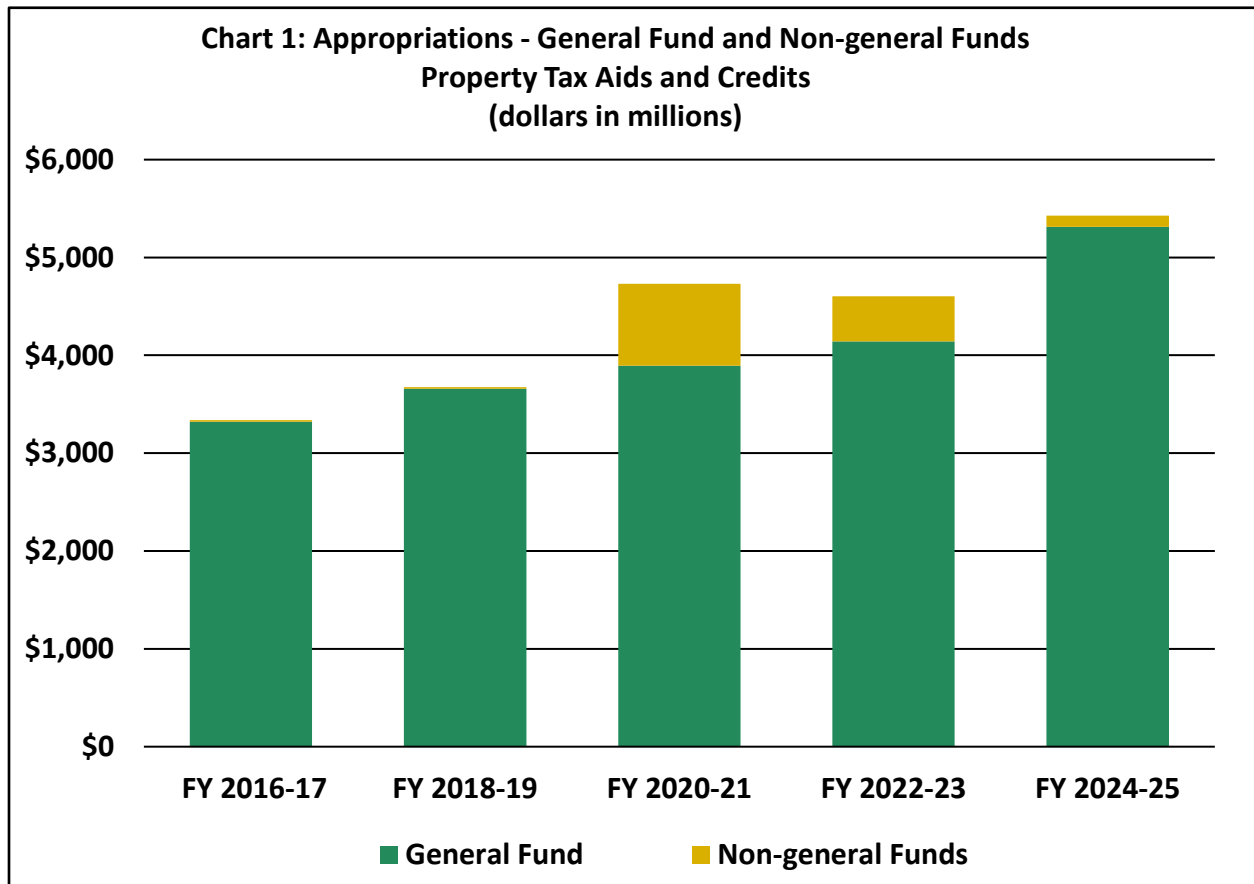
**CHAPTER 5**  
**PROPERTY TAX AIDS AND CREDITS**

[Chapter 64](#) contained increased FY 2024-25 appropriations for Property Tax Aids and Credits. Most of the increase in FY 2024-25 consisted of one-time appropriations and one-time property tax refund increases. The conversion of the renters property tax refund to an income tax credit represented much of the decrease for FY 2026-27 and offset sizable increases in appropriations for local and Tribal aid programs.

Chart 1 and Table 1 display Property Tax Aids and Credits appropriations since FY 2016-17 and divide each biennium between the

General Fund and non-general funds. As shown in Table 2, the enacted all funds budget in FY 2024-25 was \$5.4 billion, an increase of \$990.8 million, or 22.3 percent, more than the February 2023 forecast, and an increase of \$821.9 million, or 17.8 percent, more than FY 2022-23.

General Fund appropriations in FY 2024-25 totaled \$5.3 billion, an increase of \$880.1 million, or 19.8 percent, more than the February 2023 forecast, and an increase of \$1.2 billion, or 28.3 percent, above FY 2022-23 appropriations.



**Table 1 - Property Tax Aids and Credits**  
**Appropriations - General Fund and Non-general Funds**  
*(dollars in thousands)*

<b>Fund</b>	<b>FY 2016-17</b>	<b>FY 2018-19</b>	<b>FY 2020-21</b>	<b>FY 2022-23</b>	<b>FY 2024-25</b>
General Fund	3,321,205	3,657,822	3,892,681	4,141,530	5,314,759
Non-general Funds	14,996	17,096	837,526	463,412	112,096
<b>Total</b>	<b>3,336,201</b>	<b>3,674,918</b>	<b>4,730,207</b>	<b>4,604,942</b>	<b>5,426,855</b>
<b><u>Change vs Previous Biennium</u></b>					
General Fund	n/a	336,617	234,859	248,849	1,173,229
Percent Change	n/a	10.1%	6.4%	6.4%	28.3%
All Funds	n/a	338,717	1,055,289	(125,265)	821,913
Percent Change	n/a	10.2%	28.7%	-2.6%	17.8%

**Property Tax Refunds**

Various changes affected the amount appropriated for property tax refunds, including a one-time 20.6 percent increase in the amount of the homestead credit refund and renters property tax refund for taxes payable in 2023, a one-time increase in the targeting property tax refund for taxes payable in 2023, and a reduction of expanded homestead credit refund co-pay amounts. The total increase in property tax refunds was \$231.3 million in FY 2024-25, compared to the forecast. Due to the conversion of the renters property tax refund to an income tax credit, property tax refunds will decrease by \$450.6 million in FY 2026-27. (See chapter 2 of this report for a discussion of the renters income tax credit.)

**Local Aids**

Chapter 64 made a one-time \$300 million appropriation in FY 2024 from the General Fund for public safety aid to qualifying local and Tribal governments. This aid must be used to provide public safety, including various allowable programs and activities. Of the amount appropriated, 30 percent is for aid to counties and Tribal governments and 70 percent is for aid to cities and qualifying towns. Chapter 64 also contained a new state aid to Tribal Nations beginning in FY 2025, appropriating \$35 million each year for distribution to eligible Tribal Nations. Chapter 64 established a new statewide local housing aid program and appropriated \$45 million in FY 2024-25 for the program. Chapter 64 established a soil and water conservation district aid program and appropriated \$30 million in FY 2024-25. Finally, Chapter 64 made several changes to the local government aid statutory formula and increased the appropriations for both

local government aid and county program aid by \$80 million per year beginning in FY 2025.

Additionally, Chapter 63 established a local government cannabis aid program to

distribute to cities and counties 20 percent of the revenue from the imposition of a gross receipts tax on the sale of cannabis products. Appropriations for local government cannabis aid were \$10.7 million in FY 2024-25 and \$30.3 million in FY 2026-27.

**Table 2 - Property Tax Aids and Credits**  
**All Funds Biennial Spending/Appropriations by Budget Area and Fund**  
*(dollars in thousands)*

Fund/Program	FY 2022-23 Spending*	FY 2024-25 Forecast Base	FY 2024-25 Enacted Budget	Change: Enacted - FY 2022-23	Change: Enacted - Fcst. Base
<b>General Fund</b>					
Property Tax Refunds	1,671,419	1,885,830	2,117,135	445,716	231,305
Local Government Aid	1,128,645	1,128,796	1,269,382	140,737	140,586
County Program Aid	527,983	529,956	609,956	81,973	80,000
Tribal Nations Aid	-	-	35,000	35,000	35,000
Police and Fire State Aid	240,102	262,880	262,880	22,778	-
School Building Bond Agricultural Credit	132,232	185,509	185,509	53,277	-
Payments in Lieu of Taxes	72,846	81,957	91,257	18,411	9,300
Agricultural Homestead Credit	72,607	69,617	69,617	(2,990)	-
Soil and Water Conservation District Aid	-	-	30,000	30,000	30,000
Statewide Local Housing Aid	-	-	45,000	45,000	45,000
Public Safety Aid	-	-	300,000	300,000	300,000
Other Spending	295,696	290,070	299,023	3,327	8,953
<b>Subtotal for General Fund</b>	<b>4,141,530</b>	<b>4,434,615</b>	<b>5,314,759</b>	<b>1,173,229</b>	<b>880,144</b>
<b>Other Funds</b>					
Special Revenue Fund	18,544	619	619	(17,925)	-
Housing Assistance Fund	-	-	110,667	110,667	110,667
Health Care Access Fund	1,717	706	706	(1,011)	-

<b>Fund/Program</b>	<b>FY 2022-23 Spending*</b>	<b>FY 2024-25 Forecast Base</b>	<b>FY 2024-25 Enacted Budget</b>	<b>Change: Enacted - FY 2022-23</b>	<b>Change: Enacted - Fcst. Base</b>
Highway User Tax Distribution Fund	89	100	100	11	-
State Airports Fund	1	2	2	1	-
Environmental Fund	1	2	2	1	-
Federal Fund	376,364	-	-	(376,364)	-
Coronavirus Relief Federal Fund	66,695	-	-	(66,695)	-
<b>Subtotal for Other Funds</b>	<b>463,411</b>	<b>1,429</b>	<b>112,096</b>	<b>(351,315)</b>	<b>110,667</b>
<b>Total for Budget Area</b>	<b>4,604,941</b>	<b>4,436,044</b>	<b>5,426,855</b>	<b>821,914</b>	<b>990,811</b>
<b>Percent Change</b>				<b>17.8%</b>	<b>22.3%</b>
<b>General Fund Percent of All Funds</b>	<b>89.9%</b>	<b>99.9%</b>	<b>97.9%</b>		

*\*As adjusted by FY 2023 changes made by the 2023 Legislature, if any.*

**Table 3 - Property Tax Aids and Credits**  
**General Fund Changes Compared to Forecast**  
*(dollars in thousands)*

<b>Appropriation Changes</b>	<b>FY 2024</b>	<b>FY 2025</b>	<b>FY 2024-25</b>	<b>FY 2026</b>	<b>FY 2027</b>	<b>FY 2026-27</b>
<b>Property Tax Aids and Credits</b>						
Homestead Credit Property Tax Refund Modifications	207,875	23,430	231,305	20,985	21,235	42,220
Renters Property Tax Refund Repeal	-	-	-	(245,500)	(247,300)	(492,800)
Local Government Aid Increase	-	80,000	80,000	80,000	80,000	160,000
Local Government Aid Increase 2025 Prepayment	-	60,586	60,586	(60,586)	-	(60,586)
County Program Aid Increase	-	80,000	80,000	80,000	80,000	160,000
Payment in Lieu of Taxes Modifications	-	9,300	9,300	10,200	11,000	21,200
Local Housing Aid	22,500	22,500	45,000	10,000	10,000	20,000
Public Safety Aid to Local Governments	300,000	-	300,000	-	-	-
Soil and Water Conservation District Aid	15,000	15,000	30,000	12,000	12,000	24,000
Tribal Nations Aid	-	35,000	35,000	35,000	35,000	70,000
Other Changes	6,210	2,743	8,953	3,119	3,374	6,493
Local LGA Penalty Forgiveness (FY 2023)	172	-	172	-	-	-
<b>Total General Fund Changes</b>	<b>551,757</b>	<b>328,559</b>	<b>880,316</b>	<b>(54,782)</b>	<b>5,309</b>	<b>(49,473)</b>



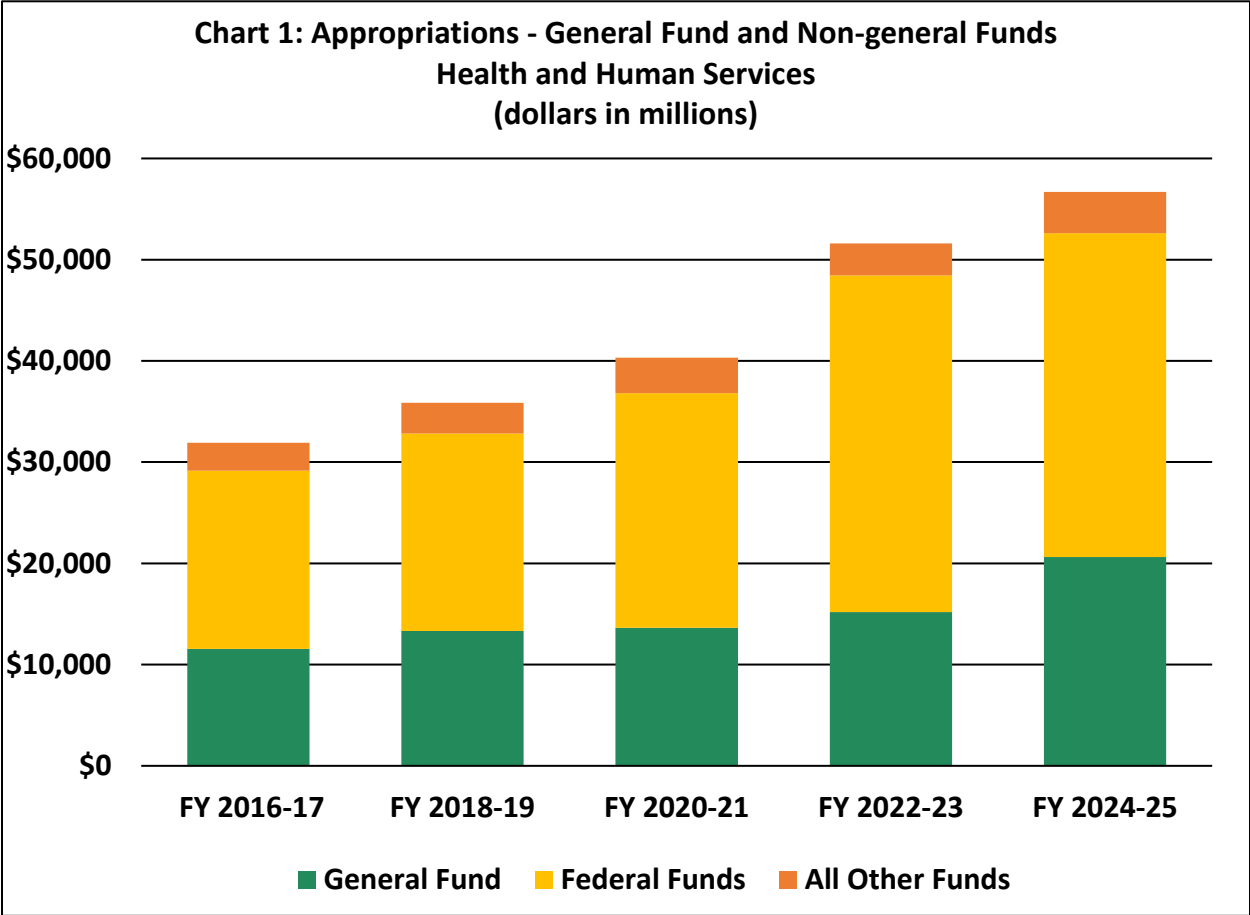
**Table 4 - Property Tax Aids and Credits**  
**Non-general Fund Changes Compared to Forecast**  
*(dollars in thousands)*

Appropriation Changes by Fund	FY 2024	FY 2025	FY 2024-25	FY 2026	FY 2027	FY2026-27
<b>Housing Assistance Fund</b>						
Metropolitan County and City Housing Aid	-	110,667	110,667	142,533	144,319	286,852
<b>Total Non-general Fund Changes</b>	<b>-</b>	<b>110,667</b>	<b>110,667</b>	<b>142,533</b>	<b>144,319</b>	<b>286,852</b>

**CHAPTER 6  
HEALTH AND HUMAN SERVICES**

Chapters 61, 70, and 74 enacted the majority of the FY 2024-25 Health and Human Services (HHS) budget. [Chapter 61](#) was the Omnibus Human Services Act, which appropriated money for long term services and supports. [Chapter 70](#) was the Omnibus Health and Human Services Act, containing appropriations for health care, human services, and public health. [Chapter 74](#) enacted appropriations for nursing facilities. In addition, [Chapter 52](#) appropriated \$1.5 million one-time to the Department of

Human Services (DHS) for capital improvements for a child advocacy center, [Chapter 54](#) appropriated \$2.6 million to DHS to administer the Great Start Scholarships program, [Chapter 57](#) contained the Prescription Drug Affordability Act and appropriated \$130,000 to the Department of Health (MDH) for its administration and to evaluate health benefit mandates, and [Chapter 63](#) appropriated \$13.9 million to DHS and \$23.3 million to MDH for administrative activities and grants related to adult-use cannabis.



**Table 1 - Health and Human Services  
Appropriations - General Fund and Non-general Funds**  
*(dollars in thousands)*

<b>Fund</b>	<b>FY 2016-17</b>	<b>FY 2018-19</b>	<b>FY 2020-21</b>	<b>FY 2022-23</b>	<b>FY 2024-25</b>
General Fund	11,545,166	13,322,418	13,646,402	15,202,551	20,633,802
Federal Funds	17,612,126	19,494,836	23,155,471	33,241,684	31,970,166
All Other Funds	2,743,407	3,038,615	3,516,216	3,165,395	4,073,757
<b>Total</b>	<b>31,900,699</b>	<b>35,855,870</b>	<b>40,318,089</b>	<b>51,609,630</b>	<b>56,677,725</b>
<b><u>Change vs Previous Biennium</u></b>					
General Fund	n/a	1,777,252	323,984	1,556,149	5,431,251
Percent Change	n/a	15.4%	2.4%	11.4%	35.7%
All Funds	n/a	3,955,170	4,462,219	11,291,541	5,068,095
Percent Change	n/a	12.4%	12.4%	28.0%	9.8%

Chart 1 and Table 1 display HHS appropriations since FY 2016-17 and divide each biennium between the General Fund and non-general funds. As shown in Table 2b, the enacted all funds budget in FY 2024-25 increased \$3.5 billion, or 9.8 percent, more than the February 2023 forecast, and increased \$5.1 billion, or 6.6 percent, more than FY 2022-23.

General Fund appropriations in FY 2024-25 totaled \$20.6 billion, an increase of \$2.8 billion, or 15.8 percent, more than the February 2023 forecast, and an increase of \$5.4 billion, or 35.7 percent, above FY 2022-23 appropriations.

**Health Care, Human Services, and Public Health**

Chapter 70 appropriated \$116.4 million from the General Fund and allocated \$30 million from the federal Child Care and Development Fund for increased payment

rates in Minnesota’s child care assistance programs to the 75th percentile of the most recent market rate survey and automatic increases with each subsequent market rate survey. In addition, it appropriated \$316.1 million from the General Fund to establish the great start compensation support payment program to increase compensation for early childhood educators and \$12.3 million from the General Fund to expand eligibility for Minnesota’s child care assistance programs to include foster care and relative caregivers.

Chapter 70 contained a \$16.7 million General Fund appropriation to increase the benefit payment under the general assistance (GA) program and enacted policy changes to streamline its administration and align this program with other Minnesota public assistance programs. Prior to these changes, the GA benefit was \$203 per month and had not been changed since 1986. The

new benefit amount was set at the one-person assistance amount in the Minnesota family investment program (MFIP) and will incorporate the MFIP cost of living adjustment.

The enacted budget expanded eligibility under MFIP so that applicants are eligible for six months after each eligibility determination, rather than month-to-month. It also changed the basis for determining the MFIP benefit amount, using income from the past 30 days rather than actual income from two months prior to the benefit month. In addition, Chapter 70 repealed the MFIP diversionary work program and modified MFIP sanction policies to reduce administrative complexity for counties and program participants. The appropriations for these provisions in FY 2024-25 were \$3.3 million from the General Fund and \$1.4 million from the Federal TANF Fund, with FY 2026-27 planning estimates of \$51.4 million from the General Fund and \$47.2 million from the Federal TANF Fund.

Chapter 70 also provided new or increased General Fund appropriations to several programs that provide services to populations experiencing homelessness, including:

- \$30 million for the emergency services program;
- \$6 million for the transitional housing program;
- \$30.3 million for the Homeless Youth Act;
- \$10 million for projects for assistance in transition from homelessness grants;

- \$100 million one-time for capital projects for emergency shelter facilities; and
- one-time funding of \$11.4 million for Ramsey County, \$11.4 million for Hennepin County, and \$1.5 million for the Catholic Charities Homeless Elders program.

The HHS budget provided comprehensive dental coverage under the Medical Assistance (MA) and MinnesotaCare programs for all medically necessary services for adults, with appropriations of \$20.9 million for MA coverage from the General Fund and \$9.2 million for MinnesotaCare coverage from the Health Care Access Fund (HCAF). Chapter 70 also eliminated cost sharing requirements in MA and appropriated \$9.2 million from the General Fund to implement this provision.

Chapter 70 established MinnesotaCare eligibility for individuals who are undocumented, with an appropriation of \$4.5 million from the HCAF to fund coverage for eligible individuals and \$3.6 million from the General Fund for implementation. At full implementation in FY 2026-27, the HCAF planning estimate for this provision is \$99.1 million.

The enacted budget increased FY 2024-25 HCAF appropriations for MA by \$488.5 million (or 33 percent), compared to forecast, and appropriated \$21.9 million from the HCAF to create new grant programs to expand the health care workforce.

Chapter 70 established a new Department of Children, Youth, and Families and

appropriated \$4.3 million from the General Fund in FY 2024 for its administration. This new state agency, effective in FY 2025, includes early childhood programs of the Department of Education, economic assistance programs of DHS, and Department of Public Safety programs that provide services to youth.

The enacted budget for MDH appropriated increased funding of \$259.6 million in FY 2024-25, an 82 percent increase compared to the February 2023 forecast. New FY 2024-25 MDH initiatives in Chapter 70 with General Fund appropriations included:

- \$24.4 million for a comprehensive drug overdose and morbidity prevention program;
- \$24.8 million to support a sustainable emergency preparedness response program;
- \$21.2 million for the healthy beginnings, healthy families grant program;
- \$6.7 million to establish a new division of health care affordability; and
- \$12.2 million for loan forgiveness and analysis of workplace safety for nurses.

### **Long Term Services and Supports**

Chapter 61 enacted several noteworthy fiscal changes for long term services and supports (LTSS), including:

- \$341.6 million for changes to the personal care assistance (PCA) and community first service supports (CFSS) programs, including funding for increased payment rates, a tiered rate schedule for PCA and CFSS,

administrative costs related to the PCA collective bargaining agreement, and stipends for collective bargaining unit members that complete provider trainings and orientation;

- \$122.1 million to increase elderly waiver (EW) program service rates and \$35.7 million to increase Brain Injury and Community Access for Disability Inclusion Customized Living service rates;
- \$43 million to increase other home and community-based service rates, including home care nursing, home health aide, and early intensive developmental and behavioral intervention services;
- \$46.6 million to align disability and EW homemaker service rates;
- \$86.7 million to modify the disability waiver rate setting framework by moving the timing of the next inflation adjustment forward by ten months;
- \$10.6 million to increase rates for intermediate care facilities for persons with developmental disabilities (ICF/DD) by \$40 per resident per day, to set a per resident per day ICF/DD rate floor of \$275 for class A facilities and \$316 for class B facilities, and to provide for annual inflation updates to ICF/DD rates;
- \$21.2 million to eliminate the requirement that parents of children with disabilities or a chronic disease who access MA through the Tax Equity and Fiscal Responsibility Act (TEFRA) option must contribute to the cost of publicly funded medical care;

- \$14.1 million to eliminate the asset limit for the MA for employed persons with disabilities program;
- \$15.2 million to create a start-up and capacity-building grant program for establishing safe recovery sites;
- \$7.8 million to separate Direct Care and Treatment (DCT) from DHS and establish DCT as a new state agency and \$48.2 million to establish an electronic health record system within DCT; and
- \$100 million one-time for the creation of a nursing facility loan program for financially distressed nursing facilities and \$90 million one-time for a workforce

incentive grant program to recruit and retain long-term services and supports employees.

FY 2024-25 General Fund budget highlights for LTSS in Chapter 74 included:

- \$173.5 million to provide one-time payments to nursing facilities;
- \$75 million to establish a workforce incentive grant program to assist nursing facilities in recruiting and retaining employees; and
- \$36.5 million for a temporary daily rate increase for nursing facilities.

**Table 2a - Health and Human Services**  
**All Funds Biennial Spending/Appropriations by Agency and Fund**  
*(dollars in thousands)*

Agency/Fund	FY 2022-23 Spending*	FY 2024-25 Forecast Base	FY 2024-25 Enacted Budget	Change: Enacted - FY 2022-23	Change: Enacted - Fcst. Base
<b>Department of Human Services</b>					
General Fund	14,715,687	17,479,635	19,997,759	5,282,072	2,518,124
Health Care Access Fund	1,127,500	1,668,514	2,212,023	1,084,523	543,509
Federal Fund	30,974,236	30,596,195	30,660,791	(313,445)	64,596
Federal TANF Fund	301,786	419,169	424,019	122,233	4,850
Health Related Boards Fund	522	738	738	216	-
State Government Special Revenue Fund	8,625	8,598	9,402	777	804
Special Revenue Fund	1,472,540	1,370,775	1,372,804	(99,736)	2,029
Opiate Epidemic Response Fund	42,423	26,581	33,226	(9,197)	6,645
State Fiscal Recovery Fund	144,910	-	-	(144,910)	-
Coronavirus Relief Fund	24,323	-	-	(24,323)	-
Gift Fund	37	64	64	27	-
<b>Total Department of Human Services</b>	<b>48,812,589</b>	<b>51,570,269</b>	<b>54,710,826</b>	<b>5,898,237</b>	<b>3,140,557</b>
<b>Department of Health</b>					
General Fund	450,055	316,799	576,404	126,349	259,605
Health Care Access Fund	78,206	79,029	102,341	24,135	23,312
Federal Fund	1,627,306	856,586	856,586	(770,720)	-
Federal TANF Fund	23,292	23,426	23,426	134	-
State Government Special Revenue Fund	144,472	145,288	169,737	25,265	24,449

<b>Agency/Fund</b>	<b>FY 2022-23 Spending*</b>	<b>FY 2024-25 Forecast Base</b>	<b>FY 2024-25 Enacted Budget</b>	<b>Change: Enacted - FY 2022-23</b>	<b>Change: Enacted - Fcst. Base</b>
Special Revenue Fund	135,522	137,162	162,139	26,617	24,977
State Fiscal Recovery Fund	103,212	3,466	3,466	(99,746)	-
Coronavirus Relief Fund	40,066	-	-	(40,066)	-
Gift Fund	154	-	-	(154)	-
Medical Education Endowment Fund	147,552	15,450	-	(147,552)	(15,450)
Remediation Fund	514	514	624	110	110
Environmental Fund	1,864	1,864	3,844	1,980	1,980
<u>Expenditures in Multiple Funds</u>	<u>(73,461)</u>	<u>(82,290)</u>	<u>(82,290)</u>	<u>(8,829)</u>	<u>-</u>
<b>Subtotal for Department of Health</b>	<b>2,678,754</b>	<b>1,497,294</b>	<b>1,816,277</b>	<b>(862,477)</b>	<b>318,983</b>
<i>Environment Trust/Legacy Funds</i>					
Environment and Natural Resources Trust Fund	180	-	-	(180)	-
<u>Clean Water Fund</u>	<u>16,599</u>	<u>-</u>	<u>23,200</u>	<u>6,601</u>	<u>23,200</u>
<i>Subtotal Environment Trust/Legacy Funds</i>	<i>16,779</i>	<i>-</i>	<i>23,200</i>	<i>6,601</i>	<i>23,200</i>
<b>Total Department of Health</b>	<b>2,695,533</b>	<b>1,497,294</b>	<b>1,839,477</b>	<b>(855,876)</b>	<b>342,183</b>
<b>Emergency Medical Services Regulatory Board</b>					
General Fund	9,601	7,552	12,976	3,375	5,424
Federal Fund	273	410	410	137	-
Special Revenue Fund	969	814	814	(155)	-
911 Emergency Fund	683	-	-	(683)	-
<b>Total Emergency Medical Services Regulatory Board</b>	<b>11,526</b>	<b>8,776</b>	<b>14,200</b>	<b>2,674</b>	<b>5,424</b>
<b>Council on Disability</b>					
General Fund	2,060	2,076	4,434	2,374	2,358



Agency/Fund	FY 2022-23 Spending*	FY 2024-25 Forecast Base	FY 2024-25 Enacted Budget	Change: Enacted - FY 2022-23	Change: Enacted - Fcst. Base
Special Revenue Fund	55	-	-	(55)	-
<b>Total Council on Disability</b>	<b>2,115</b>	<b>2,076</b>	<b>4,434</b>	<b>2,319</b>	<b>2,358</b>
<b>Ombudsman for Mental Health and Developmental Disabilities</b>					
General Fund	5,216	5,072	7,085	1,869	2,013
<b>Total Ombudsman</b>	<b>5,216</b>	<b>5,072</b>	<b>7,085</b>	<b>1,869</b>	<b>2,013</b>
<b>Ombudsperson for Families</b>					
General Fund	1,477	1,488	1,535	58	47
Special Revenue Fund	-	147	147	147	-
<b>Total Ombudsperson for Families</b>	<b>1,477</b>	<b>1,635</b>	<b>1,682</b>	<b>205</b>	<b>47</b>
<b>Ombudsperson for American Indian Families</b>					
General Fund	380	380	676	296	296
Special Revenue Fund	53	106	106	53	-
<b>Total Ombudsperson for American Indian Families</b>	<b>433</b>	<b>486</b>	<b>782</b>	<b>349</b>	<b>296</b>
<b>Rare Disease Advisory Council</b>					
General Fund	287	-	640	353	640
<b>Total Rare Disease Advisory Council</b>	<b>287</b>	<b>-</b>	<b>640</b>	<b>353</b>	<b>640</b>
<b>Ombudsperson for Foster Youth</b>					
General Fund	675	1,452	1,601	926	149
<b>Total Ombudsperson for Foster Youth</b>	<b>675</b>	<b>1,452</b>	<b>1,601</b>	<b>926</b>	<b>149</b>

Agency/Fund	FY 2022-23 Spending*	FY 2024-25 Forecast Base	FY 2024-25 Enacted Budget	Change: Enacted - FY 2022-23	Change: Enacted - Fcst. Base
<b>MNsure</b>					
General Fund	17,113	-	25,412	8,299	25,412
Health Care Access Fund	419	-	800	381	800
State Fiscal Recovery Fund	1,969	-	-	(1,969)	-
<b>Total MNsure</b>	<b>19,501</b>	<b>-</b>	<b>26,212</b>	<b>6,711</b>	<b>26,212</b>
<b>Department of Children, Youth, and Families</b>					
General Fund	-	-	4,344	4,344	4,344
<b>Total Department of Children, Youth, and Families</b>	<b>-</b>	<b>-</b>	<b>4,344</b>	<b>4,344</b>	<b>4,344</b>
<b>Health Related Licensing Boards</b>					
General Fund	-	-	936	936	936
Health Care Access Fund	152	114	114	(38)	-
Federal Fund	310	1,468	1,468	1,158	-
Health Related Boards Fund	55,807	53,768	62,294	6,487	8,526
Special Revenue Fund	3,716	1,378	1,378	(2,338)	-
Opiate Epidemic Response Fund	292	252	252	(40)	-
<b>Total Health Related Licensing Boards</b>	<b>60,277</b>	<b>56,980</b>	<b>66,442</b>	<b>6,165</b>	<b>9,462</b>

**Table 2b - Health and Human Services**  
**All Funds Biennial Spending/Appropriations by Budget Area and Fund**  
*(dollars in thousands)*

Fund	FY 2022-23 Spending*	FY 2024-25 Forecast Base	FY 2024-25 Enacted Budget	Change: Enacted - FY 2022-23	Change: Enacted - Fcst. Base
<b>Budget Area - All Agencies</b>					
General Fund	15,202,551	17,814,454	20,633,802	5,431,251	2,819,348
Health Care Access Fund	1,206,277	1,747,657	2,315,278	1,109,001	567,621
Federal Fund	32,602,125	31,454,659	31,519,255	(1,082,870)	64,596
Federal TANF Fund	325,078	442,595	447,445	122,367	4,850
Health Related Boards Fund	56,329	54,506	63,032	6,703	8,526
State Government Special Revenue Fund	153,097	153,886	179,139	26,042	25,253
Special Revenue Fund	1,612,855	1,510,382	1,537,388	(75,467)	27,006
State Fiscal Recovery Fund	250,091	3,466	3,466	(246,625)	-
Opiate Epidemic Response Fund	42,715	26,833	33,478	(9,237)	6,645
Coronavirus Relief Fund	64,389	-	-	(64,389)	-
Gift Fund	191	64	64	(127)	-
Medical Education Endowment Fund	147,552	15,450	-	(147,552)	(15,450)
Remediation Fund	514	514	624	110	110
911 Emergency Fund	683	-	-	(683)	-
<u>Expenditures in Multiple Funds</u>	<u>(73,461)</u>	<u>(82,290)</u>	<u>(82,290)</u>	<u>(8,829)</u>	<u>-</u>
Subtotal for Non-Dedicated Funds	51,590,986	53,142,176	56,650,681	5,059,695	3,508,505
<i>Environment Trust/Legacy Funds</i>					
Environment and Natural Resources Trust Fund	180	-	-	(180)	-
Environmental Fund	1,864	1,864	3,844	1,980	1,980

<b>Fund</b>	<b>FY 2022-23 Spending*</b>	<b>FY 2024-25 Forecast Base</b>	<b>FY 2024-25 Enacted Budget</b>	<b>Change: Enacted - FY 2022-23</b>	<b>Change: Enacted - Fcst. Base</b>
<u>Clean Water Fund</u>	<u>16,599</u>	<u>-</u>	<u>23,200</u>	<u>6,601</u>	<u>23,200</u>
<i>Subtotal Environment Trust/Legacy Funds</i>	<i>18,643</i>	<i>1,864</i>	<i>27,044</i>	<b><i>8,401</i></b>	<b><i>25,180</i></b>
<b>Total for Budget Area</b>	<b>51,609,629</b>	<b>53,144,040</b>	<b>56,677,725</b>	<b>5,068,096</b>	<b>3,533,685</b>
<b>Percent Change</b>				<b>9.8%</b>	<b>6.6%</b>
<b>General Fund Percent of All Funds</b>	<b>29.5%</b>	<b>33.5%</b>	<b>36.4%</b>		

**Table 3 - Health and Human Services**  
**General Fund Changes Compared to Forecast**  
*(dollars in thousands)*

<b>Appropriation Changes by Agency</b>	<b>FY 2024</b>	<b>FY 2025</b>	<b>FY 2024-25</b>	<b>FY 2026</b>	<b>FY 2027</b>	<b>FY 2026-27</b>
<b>Department of Human Services</b>						
Child Care Assistance Provider Rate Increase	21,655	94,770	116,425	126,581	134,403	260,984
Continuous MA Eligibility for Children	5,000	19,632	24,632	34,915	48,581	83,496
General Assistance Benefit Increase and Program Modifications	185	16,518	16,703	23,063	23,923	46,986
Additional Funding for Licensing Activities	3,139	3,638	6,777	5,757	5,954	11,711
Emergency Services Program Additional Funding	15,250	14,750	30,000	25,000	30,000	55,000
Transitional Housing Program Additional Funding	3,000	3,000	6,000	3,000	3,000	6,000
Homeless Youth Act Additional Funding	15,136	15,136	30,272	15,136	15,136	30,272
Safe Harbor Program Additional Funding	2,125	2,125	4,250	1,250	1,250	2,500
Administrative Funding for Homelessness Grants	909	1,051	1,960	1,051	1,051	2,102
IT-Service Delivery Transformation	41,048	-	41,048	2,895	4,000	6,895
Basic Sliding Fee Child Care Additional Funding	3,750	3,500	7,250	3,500	3,500	7,000
Great Start Compensation Support Payments	109,665	206,436	316,101	129,887	129,887	259,774
Child Care Stabilization Grants Transition Payments	42,542	-	42,542	-	-	-
Child Care Workforce Development and Scholarships	-	1,995	1,995	1,995	1,995	3,990
Administrative Funding for Child Care Programs	4,822	4,061	8,883	4,061	4,061	8,122

<b>Appropriation Changes by Agency</b>	<b>FY 2024</b>	<b>FY 2025</b>	<b>FY 2024-25</b>	<b>FY 2026</b>	<b>FY 2027</b>	<b>FY 2026-27</b>
MFIP Eligibility and Benefit Determination, and Repeal of Diversionary Work Program	1,036	2,243	3,279	18,417	32,968	51,385
Family First Prevention Services Act	11,485	13,515	25,000	13,257	13,367	26,624
Expanding American Indian Child Welfare Initiative	3,433	5,406	8,839	8,005	7,893	15,898
American Indian Child Welfare Initiative Increase	8,624	8,624	17,248	8,624	8,624	17,248
Non-Initiative Tribes Best Practices with Counties	799	799	1,598	799	799	1,598
Food Security for Tribal Nations/American Indian Communities	3,000	3,000	6,000	2,000	2,000	4,000
Minnesota Food Shelf Program Additional Funding	3,000	3,000	6,000	3,000	3,000	6,000
Capital Projects for Food Shelf and Tribal Nation Food Programs	7,000	-	7,000	-	-	-
SNAP Outreach and Application Assistance	1,000	1,000	2,000	500	500	1,000
Administrative Funding for Food Security Proposals	1,456	1,068	2,524	1,068	964	2,032
STAY in the Community-Support After Foster Care	1,579	2,247	3,826	-	-	-
Additional Staff for Adolescent Services	480	527	1,007	527	527	1,054
Plan for Use of Social Security Disability (SSI/RSDI) Funding	340	-	340	-	-	-
Non-Caregiver Sex Trafficking Response Path	85	17	102	17	17	34
Employment and Income Verification	2,431	2,432	4,863	2,206	2,206	4,412
CCAP Eligibility for Foster Care and Relative Caregivers	89	12,256	12,345	30,088	30,521	60,609
Family Assets for Independence in Minnesota	1,500	1,500	3,000	-	-	-
MA Eligibility for Former Foster Youth	1,591	607	2,198	607	607	1,214

<b>Appropriation Changes by Agency</b>	<b>FY 2024</b>	<b>FY 2025</b>	<b>FY 2024-25</b>	<b>FY 2026</b>	<b>FY 2027</b>	<b>FY 2026-27</b>
Child Support Enforcement Modifications	218	268	486	110	110	220
CCAP Provider Registration Modifications	97	383	480	605	633	1,238
Changes to Background Study Requirements for Legal Non-Licensed Child Care Providers	261	29	290	29	29	58
Centralized Provider Registration for CCAP Providers	275	55	330	55	55	110
IT-Integrated Services for Children and Families	22,676	9,006	31,682	-	-	-
Community Resource Centers	7,140	-	7,140	-	-	-
Additional Staff for American Indian Well-Being Unit	1,024	1,188	2,212	1,188	980	2,168
Indian Child Welfare Grants Additional Funding	4,585	4,613	9,198	4,848	4,848	9,696
Children's Residential Treatment Facilities Grants	441	(1,525)	(1,084)	(1,489)	(1,521)	(3,010)
Rate Increase for Adult Day Treatment Services	265	678	943	698	716	1,414
Online Behavioral Health Program Locator	650	650	1,300	650	650	1,300
School-Linked Behavioral Health Grants	7,049	7,032	14,081	4,500	4,500	9,000
Expand Access to First Episode Psychosis Teams	1,350	1,350	2,700	1,350	1,350	2,700
Additional Staff Funding for Grant Administration	90	104	194	104	104	208
Mobile Crisis Grants Additional Funding	9,000	9,000	18,000	-	-	-
Tribal Mobile Crisis Response Teams New Funding	1,000	1,000	2,000	1,000	1,000	2,000
Infant/Early Childhood Mental Health Consultation	1,188	1,219	2,407	1,219	1,219	2,438
Modifications to Provider Requirements for Substance Use Disorder Comprehensive Assessments	40	40	80	59	59	118
New Behavioral Health Fund County and Tribal Administrative Allocations	170	-	170	-	-	-

<b>Appropriation Changes by Agency</b>	<b>FY 2024</b>	<b>FY 2025</b>	<b>FY 2024-25</b>	<b>FY 2026</b>	<b>FY 2027</b>	<b>FY 2026-27</b>
Assistance in Transition from Homelessness Grants	5,000	5,000	10,000	5,000	5,000	10,000
White Earth Nation Adult Mental Health Initiatives Grant	300	300	600	-	-	-
Cultural and Ethnic Minority Infrastructure Grants	3,000	3,000	6,000	3,000	3,000	6,000
Mental Health Provider Supervision Grants	1,596	1,612	3,208	1,612	1,612	3,224
New Psychiatric Residential Facility Start-up Grants	1,091	1,104	2,195	-	-	-
Housing Stabilization Services Modifications	644	2,873	3,517	2,976	3,081	6,057
Homeless Management Information System	170	680	850	775	775	1,550
AmeriCorps Heading Home Corps-Matching Funds	1,650	1,650	3,300	-	-	-
Minnesota Supplemental Aid Requirement for Representative Payee Special Needs Payment	228	492	720	531	571	1,102
Modification of Housing Support Countable Income	834	3,928	4,762	6,532	6,781	13,313
Changes to Tribal Per Capita Payments from Countable Income	100	171	271	188	194	382
Presumptive Eligibility for Housing Support	741	1,619	2,360	1,735	1,768	3,503
Improve Experience for MA and MinnesotaCare	4,000	-	4,000	-	-	-
Modify MA Payment Methodology for Tribal Federally Qualified Health Centers (FQHC)	640	701	1,341	701	701	1,402
IT-Improve Minnesota Eligibility Technology System Functionality	29,551	483	30,034	966		966
Transition to Standard MA and MinnesotaCare Eligibility	57,490	1,064	58,554			-



<b>Appropriation Changes by Agency</b>	<b>FY 2024</b>	<b>FY 2025</b>	<b>FY 2024-25</b>	<b>FY 2026</b>	<b>FY 2027</b>	<b>FY 2026-27</b>
Comprehensive Adult Dental Benefit for MA and MinnesotaCare	6,175	14,678	20,853	16,325	16,845	33,170
Eliminate Doula Supervision Requirement	33	40	73	40	40	80
Eliminate Cost Sharing in Medical Assistance	3,051	6,156	9,207	6,546	6,874	13,420
Newborn Screening in Outpatient Settings Reimbursement	3	4	7	4	5	9
Behavioral Health Licensing Requirements	1,859	920	2,779	2,340	2,543	4,883
Drug Formulary Committee Modifications	(19,941)	(38,620)	(58,561)	(38,573)	(38,637)	(77,210)
Indian Health Board of Minneapolis Grant	3,787	3,787	7,574	-	-	-
Payment for Dually Certified Individualized Home Support/Tribal Nation FQHCs	-	-	-	294	847	1,141
Changes to Medical Education and Research Costs Financing Methodology	15,158	18,382	33,540	18,366	18,192	36,558
Value-Based Purchasing for Prescription Drugs	253	276	529	276	276	552
Rate Increase for Reproductive Health Services	258	600	858	660	668	1,328
IT-Medicaid Management Information System Modernization	10,606	-	10,606	-	-	-
Audio-Only Telehealth in MA and MinnesotaCare	6,197	8,153	14,350	1,188	-	1,188
Operating Increase-Central Office	15,178	23,737	38,915	23,737	23,737	47,474
Continuous Improvement and Compliance	2,046	4,108	6,154	4,126	4,126	8,252
Provider Licensing and Reporting Hub	7,784	12,957	20,741	-	-	-
Background Studies Operations Additional Funding	1,206	1,794	3,000	2,000	2,000	4,000
Background Studies Fee Increase	52	52	104	52	52	104
Tribal Nation Fraud Prevention Grants and Office of Inspector General Tribal Liaison	496	112	608	112	112	224

<b>Appropriation Changes by Agency</b>	<b>FY 2024</b>	<b>FY 2025</b>	<b>FY 2024-25</b>	<b>FY 2026</b>	<b>FY 2027</b>	<b>FY 2026-27</b>
Adult Residential Mental Health Rule Changes	132	216	348	247	109	356
Continuous License for Family Child Care Providers	708	-	708	-	-	-
Financial Fraud and Abuse Investigations Program	737	713	1,450	600	600	1,200
Public Law Background Studies Modifications	41	-	41	-	-	-
Modifications to Background Study Requirements	409	269	678	269	157	426
Exclude Census Worker Income for Eligibility Determination	66	13	79	13	13	26
Easy Enrollment for Public Health Insurance Coverage	343	394	737	394	394	788
MNsure Technology Modernization	1,596	1,625	3,221	935	1,029	1,964
HCAF Appropriation for Medical Assistance	93,470	(582,005)	(488,535)	(391,881)	(254,209)	(646,090)
Costs for Department of Children, Youth, and Families	2,000	-	2,000	-	-	-
MFIP Housing Benefit Cost of Living Adjustment	358	689	1,047	866	1,050	1,916
Center for Rural Behavioral Health Grant	795	829	1,624	-	-	-
Community Action Grants Additional Funding	2,703	2,704	5,407	-	-	-
Income for Eligibility Changes for Economic Assistance Programs	248	3,161	3,409	4,615	4,626	9,241
Rate Increase for Mental Health Services	4,587	13,007	17,594	19,622	28,923	48,545
MA Coverage for Recuperative Care Services	628	1,647	2,275	1,623	1,623	3,246
Grant to African-American Child Wellness Institute	2,000	-	2,000	-	-	-
MA Coverage Requirements for Contraceptive Supply	5	1	6	1	1	2
Rate Increase for Doula Services	84	217	301	231	245	476

<b>Appropriation Changes by Agency</b>	<b>FY 2024</b>	<b>FY 2025</b>	<b>FY 2024-25</b>	<b>FY 2026</b>	<b>FY 2027</b>	<b>FY 2026-27</b>
MA Coverage for Seizure Detection Devices	27	40	67	40	40	80
Modify MFIP Eligibility Requirements Re: Citizenship	201	707	908	739	766	1,505
Homeless Youth Cash Stipend Pilot Project	5,400	-	5,400	-	-	-
Early Childhood Registered Apprenticeship Grants	1,175	2,000	3,175	1,000	1,000	2,000
Grant to Quality Parenting Initiative	100	100	200	100	100	200
Family, Friend, and Neighbor Child Care Grants	-	3,000	3,000	2,500	2,500	5,000
Grant to Ramsey County for Homelessness	11,432	-	11,432	-	-	-
Grant to Catholic Charities Homeless Elders Program	750	750	1,500	-	-	-
Prepared Meals Food Relief Grants	1,750	1,750	3,500	-	-	-
Diaper Distribution Grant Program	545	553	1,098	553	553	1,106
Grant to Hennepin County for Homelessness Child Care and Early Education Professional Wage Scale and Comparable Competencies Task Force	11,432	-	11,432	-	-	-
Cost Estimation Model for Early Care and Learning Programs	529	496	1,025	-	-	-
REETA Child Care Grants Additional Funding	68	-	68	-	-	-
MA Reimbursement for Long-Acting Reversible Contraceptives in Inpatient Settings	2,142	2,142	4,284	900	900	1,800
Reinstate Certified Community Behavioral Health Clinics Demonstration	147	311	458	311	311	622
Studies of Managed Care Elimination, Managed Care Opt-Out, and Pharmacy Benefit Carveout	(10,859)	(19,962)	(30,821)	(8,933)	-	(8,933)
Background Studies Modifications	48	1,239	1,287	1,506	-	1,506
Adoptee Birth Records Public Awareness Campaign	280	296	576	296	296	592
	702	-	702	-	-	-

<b>Appropriation Changes by Agency</b>	<b>FY 2024</b>	<b>FY 2025</b>	<b>FY 2024-25</b>	<b>FY 2026</b>	<b>FY 2027</b>	<b>FY 2026-27</b>
MinnesotaCare Eligibility for Individuals who are Undocumented	2,572	980	3,552	1,000	1,000	2,000
MA Coverage for Tobacco and Nicotine Cessation Products	286	316	602	316	316	632
Behavioral Health Grants Cancellation and Carryforward	13,350	123	13,473	-	-	-
Supplemental Rate for Housing Support Emergency Shelter Capital Improvements Grants	712	1,258	1,970	1,278	1,164	2,442
	100,000	-	100,000	-	-	-
MFIP Eligibility for Primary Caregiver with a Mental Health Diagnosis	131	1,406	1,537	2,363	2,474	4,837
Keeping Nurses at the Bedside Act-Direct Care and Treatment Costs	-	6,109	6,109	7,566	7,566	15,132
Systems Improvements for Children and Families Programs	20,000	-	20,000	-	-	-
Increase for New American Legal, Social Services, and Long-Term Care Workforce Grant Program	9,230	-	9,230	-	-	-
Adult-use Cannabis-Administration	967	859	1,826	859	859	1,718
Child Advocacy Center	1,500	-	1,500	-	-	-
Great Start Scholarships	2,610	-	2,610	-	-	-
Adult-use Cannabis-Grants	5,500	5,500	11,000	5,500	5,500	11,000
Charitable Gambling Modifications	(136)	(156)	(292)	(161)	(166)	(327)
Technical Correction	-	-	-	390	390	780
Nursing Facility Case Mix Classification Modifications	82	35	117	35	35	70
Tribal Neurodevelopmental Provider Rate Increase	4	23	27	23	23	46

<b>Appropriation Changes by Agency</b>	<b>FY 2024</b>	<b>FY 2025</b>	<b>FY 2024-25</b>	<b>FY 2026</b>	<b>FY 2027</b>	<b>FY 2026-27</b>
Licensure Study for Neurodevelopmental Providers	235	240	475	-	-	-
Increase Parental Personal Assistance Paid Hours	653	3,427	4,080	3,657	3,716	7,373
Extend Paid Parents/Spouses Personal Care Assistance	384	-	384	-	-	-
Direct Support Professional Labor Market Reporting	351	327	678	327	327	654
Workforce Incentive Grants for Long Term Care Life-Sharing Benefit and Family Residential Rate Tiers	90,000	-	90,000	2,024	2,024	4,048
	-	-	-	(320)	(6,127)	(6,447)
Additional Funding for Licensing Activities	2,417	2,793	5,210	-	-	-
Corporate Foster Care Moratorium Exception	500	-	500	-	-	-
Intermediate Care Facilities Rate Floor and Inflation	3,136	7,506	10,642	7,588	7,617	15,205
Modifications to Disability Waiver Rate System	9,173	77,491	86,664	90,513	134,726	225,239
Respite Services at Market Rate	91	18	109	18	18	36
Employment Exploration Wage Index Modifications	56	172	228	223	225	448
Shared Services Modifications	335	82	417	21	22	43
Community First Rate Services and Supports Funding	133,502	208,095	341,597	271,986	275,904	547,890
Personal Care Assistant Driving Modification	1,529	159	1,688	-	-	-
Elderly Waiver Rate Increase	14,949	107,144	122,093	138,977	151,077	290,054
Customized Living Rate Increase	3,373	32,350	35,723	42,256	42,664	84,920
Align Disability and Elderly Waiver Homemaker Rates	13,050	33,544	46,594	36,642	38,297	74,939
Home and Community-Based Services Rate Increases	5,811	14,395	20,206	14,481	13,982	28,463
Rate Increase for Home Care Nursing	6,405	16,431	22,836	18,156	18,720	36,876

<b>Appropriation Changes by Agency</b>	<b>FY 2024</b>	<b>FY 2025</b>	<b>FY 2024-25</b>	<b>FY 2026</b>	<b>FY 2027</b>	<b>FY 2026-27</b>
Critical Access Nursing Facilities Funding	913	1,000	1,913	1,000	1,000	2,000
Financially-Distressed Nursing Facility Loan Program	100,000	-	100,000	-	-	-
Nursing Facilities Rate Study	680	-	680	-	-	-
Hospital Decompression Commission	164	186	350	-	-	-
Vulnerable Adult Act Redesign	20,000	3,158	23,158	3,785	3,788	7,573
Long Term Care Workforce Grants for New Americans	30,000	-	30,000	-	-	-
New American Workforce Grants	9,230	-	9,230	-	-	-
Funding for Provider Capacity Grants	18,832	-	18,832	-	-	-
Research on Access to Long Term Care Services	300	-	300	-	-	-
Funding for Age-Friendly Community Grants	3,741	-	3,741	-	-	-
Funding for Age-Friendly Technical Grants	2,466	-	2,466	-	-	-
Waiver Services Accessibility Study	181	367	548	-	-	-
Home and Community-Based Services Training	654	697	1,351	208	208	416
Technology for Home Grants	352	405	757	405	405	810
Temporary Customized Living Provider Grants	6,164	823	6,987	-	-	-
Customized Living Federal Compliance Repayment	5,000	-	5,000	-	-	-
Lead Agency Employment Capacity-Building Grants	1,114	4,647	5,761	4,586	4,584	9,170
MnCHOICES Modifications and Support Plan Funding	288	525	813	525	125	650
Employment First Interagency Collaboration	130	248	378	214	180	394
Subminimum Wage and Employment Data Collection	188	261	449	291	287	578
Disability-Inclusive Worksite Training and Certification	175	240	415	208	172	380
Additional Funding for MnCHOICES Operations	2,626	2,885	5,511	1,125	1,125	2,250

<b>Appropriation Changes by Agency</b>	<b>FY 2024</b>	<b>FY 2025</b>	<b>FY 2024-25</b>	<b>FY 2026</b>	<b>FY 2027</b>	<b>FY 2026-27</b>
MA Presumptive Eligibility Feasibility Study	1,347	-	1,347	-	-	-
HIV/AIDS Support Services Funding	12,100	-	12,100	-	-	-
Substance Use Disorder Treatment Modifications	1,058	1,190	2,248	1,206	1,206	2,412
Substance Use Disorder Provider Training	288	318	606	318	318	636
Family Treatment Start-Up Grants and Work Group	11,257	-	11,257	-	-	-
Opiate Antagonist Training	500	500	1,000	-	-	-
Substance Use Disorder Public Awareness Campaign	1,200	-	1,200	-	-	-
Safe Recovery Sites Funding	14,694	464	15,158	492	492	984
Harm Reduction and Culturally Specific Grants	8,000	-	8,000	-	-	-
Culturally Specific Organization Technical Assistance	5,008	-	5,008	-	-	-
Recovery Community Organization Grants	4,300	-	4,300	-	-	-
Peer Recovery Work Group	136	-	136	-	-	-
Standards and Training for Mental Health Peers	97	68	165	68	68	136
Additional Funding for Training the Peer Workforce	4,250	-	4,250	-	-	-
Cultural Recovery Community Organization Grants	4,432	-	4,432	-	-	-
Counties as Eligible Vendors of MA Peer Services	43	127	170	134	136	270
Sober Housing Program Modifications	188	219	407	355	287	642
Practitioner Hub to Reduce Health Disparities	136	-	136	-	-	-
Opioid and Controlled Substance Provider Education	1,400	1,399	2,799	-	-	-
Opioid Treatment Program Rate Modification	203	232	435	1,527	1,765	3,292
MA Demonstration Waiver Study	368	248	616	112	112	224

<b>Appropriation Changes by Agency</b>	<b>FY 2024</b>	<b>FY 2025</b>	<b>FY 2024-25</b>	<b>FY 2026</b>	<b>FY 2027</b>	<b>FY 2026-27</b>
Grants for Withdrawal Management	596	1,112	1,708	1,112	1,112	2,224
Direct Care and Treatment as a Separate Agency	4,064	3,768	7,832	3,768	3,768	7,536
Direct Care and Treatment Program Modifications	4,531	3,856	8,387	3,856	3,856	7,712
Direct Care and Treatment Operating Increase	57,813	81,456	139,269	78,206	78,206	156,412
Direct Care and Treatment Electronic Record System	16,831	31,330	48,161	3,100	3,198	6,298
Opioid Prescribing Improvement Program Changes	136	68	204	-	-	-
Non-Emergency Medical Transportation Rate Increase	1,714	4,227	5,941	4,789	4,959	9,748
Ambulance Service/Transportation Fuel Adjustments	1,294	1,183	2,477	981	686	1,667
MA Improvements for People with Disabilities	6,136	1,858	7,994	1,112	1,112	2,224
MA Enteral Feeding Product Rate Modification	830	2,399	3,229	2,480	2,523	5,003
Alternate Overnight Supervision Modifications	150	165	315	165	165	330
Establish an Under 22 Year Old Hospice MA Benefit	64	95	159	95	95	190
Funding for Caregiver Respite Service Grants	-	2,000	2,000	-	-	-
MA Buy-In for Children with Disabilities Modifications	3,478	7,324	10,802	7,869	8,471	16,340
MA Employed Persons with Disabilities Modifications	2,088	12,035	14,123	14,529	15,738	30,267
Program for All-Inclusive Care for the Elderly Study	265	-	265	-	-	-
Red Wing Nursing Facility Rate Increase	108	141	249	-	-	-
Establish Live Well at Home Grants	4,784	239	5,023	-	-	-
48 Hour Rule Task Force	45	60	105	-	-	-



<b>Appropriation Changes by Agency</b>	<b>FY 2024</b>	<b>FY 2025</b>	<b>FY 2024-25</b>	<b>FY 2026</b>	<b>FY 2027</b>	<b>FY 2026-27</b>
Senior Nutrition Program Appropriation	11,000	-	11,000	-	-	-
Establish Supported Decision Making Grant Program	4,558	-	4,558	-	-	-
Crow Wing Supplemental Housing Support Rate	372	810	1,182	810	810	1,620
Douglas County Supplemental Housing Support Rate – New Provider	305	666	971	666	666	1,332
Douglas County Supplemental Housing Support Rate – Existing Provider	106	116	222	116	116	232
Direct Care Service Corps Pilot Project Establishment	500	-	500	-	-	-
White Earth Nation Digital Therapy Tool	3,091	53	3,144	-	-	-
Wellness in the Woods Grant	300	300	600	-	-	-
Self Advocacy Grants for Persons Disabilities	323	323	646	-	-	-
Family Enhancement Center Grant	400	-	400	-	-	-
Direct Support Professional Program Grant	350	-	350	-	-	-
Parent-to-Parent Program Grant	550	550	1,100	-	-	-
Family Voices in Minnesota Grant	75	75	150	75	75	150
Mayo Clinic Motion Analysis Advancements Grant	400	-	400	-	-	-
Small Assisted Living Facility Regulatory Review	150	-	150	-	-	-
Opioid Treatment Program Study	17	-	17	-	-	-
Native American Elders Coordination Position	300	300	600	300	300	600
Ombudsperson for Long Term Care Staffing	875	875	1,750	875	875	1,750
Nursing Facilities Payment Program	173,487	-	173,487	-	-	-
Temporary Daily Rate Add On for Nursing Facilities	21,344	15,169	36,513	6,705	8,295	15,000
Workforce Incentive Fund for Nursing Facilities	75,000	-	75,000	-	-	-
Hospital Payments for Avoidable Patient Days	18,000	-	18,000	-	-	-

<b>Appropriation Changes by Agency</b>	<b>FY 2024</b>	<b>FY 2025</b>	<b>FY 2024-25</b>	<b>FY 2026</b>	<b>FY 2027</b>	<b>FY 2026-27</b>
Appropriation Changes (FY 2023)	(3,944)	-	(3,944)	-	-	-
<b>Total Department of Human Services</b>	<b>1,802,135</b>	<b>712,045</b>	<b>2,514,180</b>	<b>974,074</b>	<b>1,231,293</b>	<b>2,205,367</b>
<b>Department of Health</b>						
Suicide and Crisis Lifeline	4,913	(1,321)	3,592	(1,321)	(1,321)	(2,642)
Advancing Equity Through Capacity Building and Resource Allocation	1,986	1,986	3,972	1,000	1,000	2,000
Grants for Local Planning for Climate Resiliency	506	506	1,012	506	506	1,012
Grant to Minnesota Community Health Worker Alliance	971	971	1,942	971	971	1,942
Community Solutions Grant Program	3,000	3,000	6,000	2,625	2,625	5,250
Comprehensive Drug Overdose and Morbidity Prevention Act	12,226	12,190	24,416	12,208	12,208	24,416
Cultural Communications Program	1,150	1,150	2,300	1,150	1,150	2,300
Policy to Promote Diversity, Equity, and Inclusion	181	181	362	337	337	674
Emergency Prepared Response, Health Care Stockpile, and COVID-19 Transition Activities	10,486	14,314	24,800	11,438	11,362	22,800
Expand Reporting for Prescription Drugs	837	643	1,480	613	613	1,226
Sexual and Reproductive Health Services Grants	6,952	6,952	13,904	6,952	6,952	13,904
MDH Federal Funds Oversight	530	530	1,060	530	530	1,060
Health Equity Advisory and Leadership Council	65	65	130	65	65	130
Healthy Beginnings, Healthy Families Grant Program	11,183	10,000	21,183	2,669	2,669	5,338
MN Help Me Connect Program	463	921	1,384	921	921	1,842
Home Visiting Programs Additional Funding	2,000	2,000	4,000	2,000	2,000	4,000

<b>Appropriation Changes by Agency</b>	<b>FY 2024</b>	<b>FY 2025</b>	<b>FY 2024-25</b>	<b>FY 2026</b>	<b>FY 2027</b>	<b>FY 2026-27</b>
Lead Remediation in Schools and Child Care Centers Grants	500	500	1,000	500	500	1,000
Department of Health Operating Increase	7,859	9,576	17,435	9,576	9,576	19,152
Minnesota One-Health Antibiotic Stewardship Collaborative	312	312	624	312	312	624
No Surprises Act and Provider Directory Feasibility Study	1,210	1,090	2,300	855	855	1,710
Office of African American Health	2,182	2,182	4,364	2,182	2,117	4,299
Office of American Indian Health	2,089	2,089	4,178	2,089	2,089	4,178
Public Health System Transformation	11,300	11,300	22,600	11,300	11,300	22,600
Repeal Women's Right to Know and Positive Alternatives Programs	(3,635)	(3,635)	(7,270)	(3,635)	(3,635)	(7,270)
Grants to Establish School-Based Health Clinics	1,432	1,932	3,364	2,983	2,983	5,966
Long COVID Survivors and Monitor Grants	3,146	3,146	6,292	3,146	3,146	6,292
Telehealth Study Appropriation Cancellation and Carryforward	1,200	-	1,200	-	-	-
Trauma System Fee Increase and Revenue Adjustment	83	83	166	83	83	166
Equitable Health Care Task Force	779	749	1,528	-	-	-
HIV Prevention Health Equity Programming	2,267	2,267	4,534	-	-	-
Uninsured and Underinsured Adult Vaccine Program	1,470	1,470	2,940	-	-	-
Clinical Dental Education Innovation Grants	1,182	1,182	2,364	1,182	1,182	2,364
Transition Medical Education and Research Costs Fund to Special Revenue Fund	300	300	600	300	300	600
Modify Definition of Elevated Blood Level of Lead	233	61	294	61	61	122

<b>Appropriation Changes by Agency</b>	<b>FY 2024</b>	<b>FY 2025</b>	<b>FY 2024-25</b>	<b>FY 2026</b>	<b>FY 2027</b>	<b>FY 2026-27</b>
Grant to Wilder Foundation for African American Babies Coalition	288	288	576	576	-	576
Health Professionals Loan Forgiveness Program	2,780	-	2,780	-	-	-
Additional Psychiatry Practitioner Eligibility for Primary Care Residency Expansion Grants	400	400	800	400	400	800
Pediatric Primary Care Mental Health Training Grants	1,000	1,000	2,000	1,000	1,000	2,000
Mental Health Cultural Community Continuing Education Grants	500	500	1,000	500	500	1,000
Grants for Services Provided to Victims of Labor Trafficking and Exploitation	546	546	1,092	546	546	1,092
Grant to Minnesota Alliance for Volunteer Advancement	302	-	302	-	-	-
Palliative Care Council	44	44	88	44	44	88
Universal Health Care System Benefit and Cost Analysis	1,815	580	2,395	580	-	580
Modifications to All Payer Claims Database	1,124	1,893	3,017	1,534	1,534	3,068
Establish MDH Division of Health Care Affordability	2,752	3,989	6,741	3,988	3,988	7,976
Study for Registry of Provider Order for Life-Sustaining Treatment Forms	365	365	730	-	-	-
Alzheimer's Disease Public Information Program	243	243	486	243	243	486
Grant for a Federally Qualified Health Center Apprenticeship Program	750	750	1,500	750	750	1,500
Grant to Emmett Louis Till Victims Recovery Program	500	-	500	-	-	-

<b>Appropriation Changes by Agency</b>	<b>FY 2024</b>	<b>FY 2025</b>	<b>FY 2024-25</b>	<b>FY 2026</b>	<b>FY 2027</b>	<b>FY 2026-27</b>
Grant for Skin-Lightening Products Public Awareness	121	121	242	-	-	-
Fetal Alcohol Spectrum Disorders Prevention Grants	500	500	1,000	500	500	1,000
Green Burials Moratorium and Study	132	-	132	-	-	-
Workplace Safety Grants for Health Care Entities	4,747	-	4,747	-	-	-
Safe Harbor for Sexually Exploited Youth Grants	1,000	1,000	2,000	1,000	1,000	2,000
Safe Harbor Regional Navigators Additional Funding	300	300	600	300	300	600
Special Guerrilla Units Veterans and Families Grants	250	250	500	500	-	500
Modifications to Network Adequacy Requirements	798	491	1,289	491	491	982
Keeping Nurses at the Bedside Act	5,928	6,262	12,190	6,007	5,837	11,844
Critical Access Dental Infrastructure Program	2,500	-	2,500	-	-	-
Charitable Assets Public Interest Review	1,584	769	2,353	710	710	1,420
Pregnancy Health and Substance Use Disorder Task Force	199	100	299	-	-	-
Public Health Response Contingency Account	2,500	-	2,500	-	-	-
Task Force on Psychedelic Medicine	338	171	509	-	-	-
Study of Federal 340b Drug Pricing Program	175	33	208	129	-	129
Access to Original Birth Records for Adoptees	700	357	1,057	164	160	324
Adult-use Cannabis Prescription Drug Prices Administrative Requirements	3,300	19,992	23,292	18,283	18,283	36,566
Evaluation of Health Benefit Mandates	69	51	120	51	51	102
Evaluation of Health Benefit Mandates	5	5	10	5	5	10
Appropriation Changes (FY 2023)	(1,200)	-	(1,200)	-	-	-

<b>Appropriation Changes by Agency</b>	<b>FY 2024</b>	<b>FY 2025</b>	<b>FY 2024-25</b>	<b>FY 2026</b>	<b>FY 2027</b>	<b>FY 2026-27</b>
<b>Total Department of Health</b>	<b>128,713</b>	<b>129,692</b>	<b>258,405</b>	<b>111,899</b>	<b>109,799</b>	<b>221,698</b>
<b>Emergency Medical Services Regulatory Board</b>						
Operating Increase	187	236	423	236	236	472
Additional Funding for Staff	354	364	718	364	364	728
Regional Grants for Emergency Medical Services Programs	800	800	1,600	1,600	-	1,600
Medical Resource Communication Center Grants	1,683	1,000	2,683	1,000	1,000	2,000
<b>Total Emergency Medical Services Regulatory Board</b>	<b>3,024</b>	<b>2,400</b>	<b>5,424</b>	<b>3,200</b>	<b>1,600</b>	<b>4,800</b>
<b>Council on Disability</b>						
Operating Increase	29	59	88	59	59	118
Council on Disability Appropriation	960	1,310	2,270	1,309	1,310	2,619
<b>Total Council on Disability</b>	<b>989</b>	<b>1,369</b>	<b>2,358</b>	<b>1,368</b>	<b>1,369</b>	<b>2,737</b>
<b>Ombudsman for Mental Health and Developmental Disabilities</b>						
Operating Increase	211	414	625	414	414	828
Expanding Staffing Capacity	694	694	1,388	694	694	1,388
<b>Total Ombudsman for Mental Health and Developmental Disabilities</b>	<b>905</b>	<b>1,108</b>	<b>2,013</b>	<b>1,108</b>	<b>1,108</b>	<b>2,216</b>
<b>Ombudsperson for Families</b>						
Operating Increase	15	32	47	32	32	64
<b>Total Ombudsperson for Families</b>	<b>15</b>	<b>32</b>	<b>47</b>	<b>32</b>	<b>32</b>	<b>64</b>

<b>Appropriation Changes by Agency</b>	<b>FY 2024</b>	<b>FY 2025</b>	<b>FY 2024-25</b>	<b>FY 2026</b>	<b>FY 2027</b>	<b>FY 2026-27</b>
<b>Ombudsperson for American Indian Families</b>						
Operating Increase	5	9	14	9	9	18
Additional Funding for Investigator Staff	92	92	184	92	92	184
Additional Funding for Administrative Staff	49	49	98	49	49	98
<b>Total Ombudsperson for American Indian Families</b>	<b>146</b>	<b>150</b>	<b>296</b>	<b>150</b>	<b>150</b>	<b>300</b>
<b>Board of Pharmacy</b>						
Grant for Medication Repository Program	468	468	936	468	468	936
<b>Total Board of Pharmacy</b>	<b>468</b>	<b>468</b>	<b>936</b>	<b>468</b>	<b>468</b>	<b>936</b>
<b>Rare Disease Advisory Council</b>						
Operating Increase	7	15	22	15	15	30
Establish Base Budget	307	311	618	311	311	622
<b>Total Rare Disease Advisory Council</b>	<b>314</b>	<b>326</b>	<b>640</b>	<b>326</b>	<b>326</b>	<b>652</b>
<b>Ombudsperson for Foster Youth</b>						
Operating Increase	116	33	149	33	33	66
Appropriation Changes (FY 2023)	(100)	-	(100)	-	-	-
<b>Total Ombudsperson for Foster Youth</b>	<b>16</b>	<b>33</b>	<b>49</b>	<b>33</b>	<b>33</b>	<b>66</b>
<b>MNsure</b>						
Technology Modernization	11,025	14,247	25,272	-	-	-
Easy Enrollment for Public Health Insurance Coverage Eligibility Determination	70	70	140	70	70	140
<b>Total MNsure</b>	<b>11,095</b>	<b>14,317</b>	<b>25,412</b>	<b>70</b>	<b>70</b>	<b>140</b>

<b>Appropriation Changes by Agency</b>	<b>FY 2024</b>	<b>FY 2025</b>	<b>FY 2024-25</b>	<b>FY 2026</b>	<b>FY 2027</b>	<b>FY 2026-27</b>
<b>Department of Children, Youth, and Families</b>						
New Agency Budget	823	3,521	4,344	3,521	3,521	7,042
<b>Total Department of Children, Youth, and Families</b>	<b>823</b>	<b>3,521</b>	<b>4,344</b>	<b>3,521</b>	<b>3,521</b>	<b>7,042</b>
<b>Total General Fund Changes</b>	<b>1,948,643</b>	<b>865,461</b>	<b>2,814,104</b>	<b>1,096,249</b>	<b>1,349,769</b>	<b>2,446,018</b>



**Table 4 - Health and Human Services**  
**Non-general Fund Changes Compared to Forecast**  
*(dollars in thousands)*

Appropriation Changes by Agency	Fund	FY 2024	FY 2025	FY 2024-25	FY 2026	FY 2027	FY 2026-27
<b>Department of Human Services</b>							
Background Studies Fee Increase	Special Revenue	570	606	1,176	644	680	1,324
Vehicle Repair Parts Sales Tax	Special Revenue	113	150	263	188	264	452
Retail Delivery Fee	Special Revenue	-	590	590	648	653	1,301
	State Gov						
Operating Increase	Special Revenue	268	536	804	536	536	1,072
Analyses for a Public Option Health Care Plan	HCAF	2,500	-	2,500	-	-	-
Implement Public Option Health Care Plan	HCAF	-	22,000	22,000	-	-	-
Transition to Standard MA and MinnesotaCare Eligibility Functions	HCAF	10,265	-	10,265	-	-	-
Comprehensive Adult Dental Benefits Rate Increase for Reproductive Health Services	HCAF	2,796	6,387	9,183	7,087	7,425	14,512
Extend Telehealth in MA and MinnesotaCare	HCAF	48	111	159	120	126	246
NEMT and Ambulance Service Fuel Adjustments	HCAF	1,038	1,339	2,377	195	-	195
Modify Rates for Enteral Feeding Products	HCAF	5	10	15	9	6	15
Operating Increase	HCAF	26	59	85	66	69	135
	HCAF	1,286	2,576	3,862	2,576	2,576	5,152

<b>Appropriation Changes by Agency</b>	<b>Fund</b>	<b>FY 2024</b>	<b>FY 2025</b>	<b>FY 2024-25</b>	<b>FY 2026</b>	<b>FY 2027</b>	<b>FY 2026-27</b>
Medical Assistance	HCAF	(93,470)	582,005	488,535	391,881	254,209	646,090
MinnesotaCare Eligibility for Undocumented Individuals	HCAF	-	4,528	4,528	41,866	57,273	99,139
Opiate Epidemic Response Fund (OERF) Technical Correcton	Opiate Epidemic Response	6,303	342	6,645	342	-	342
Opioid Epidemic Response Advisory Council (OERAC) Membership Changes	Opiate Epidemic Response	12	12	24	12	12	24
Ongoing Funding for the Traditional Healing Grant	Opiate Epidemic Response	-	2,000	2,000	2,000	2,000	4,000
Ongoing Funding for the Overdose Prevention Grant	Opiate Epidemic Response	-	100	100	100	100	200
Funding to Administer Child Protection Grants	Opiate Epidemic Response	277	321	598	321	321	642
Overdose Surge Alert System	Opiate Epidemic Response	395	415	810	415	415	830
Safe Recovery Sites	Opiate Epidemic Response	-	3,000	3,000	3,000	3,000	6,000
Project ECHO Opioid Treatment Program Led Practitioner Hub	Opiate Epidemic Response	-	400	400	400	400	800
Reduction in Appropriation to Counties and Tribes	Opiate Epidemic Response	(342)	(3,124)	(3,466)	(3,124)	(3,124)	(6,248)
Reduction in OREAC Appropriation	Opiate Epidemic Response	(342)	(3,124)	(3,466)	(3,124)	(3,124)	(6,248)
Child Care Assistance Provider Rate Increase	Federal	22,000	8,000	30,000	8,000	8,000	16,000

<b>Appropriation Changes by Agency</b>	<b>Fund</b>	<b>FY 2024</b>	<b>FY 2025</b>	<b>FY 2024-25</b>	<b>FY 2026</b>	<b>FY 2027</b>	<b>FY 2026-27</b>
Basic Sliding Fee Child Care Reprioritization	Federal	-	7,824	7,824	8,406	8,960	17,366
Additional Funding for Basic Sliding Fee Child Care Assistance	Federal	11,250	11,500	22,750	11,500	11,500	23,000
Child Care Provider Support Grant Programs	Federal	800	3,720	4,520	3,720	3,720	7,440
Child Care Assistance Program Eligibility for Foster Care and Relative Caregivers	Federal	-	(498)	(498)	(1,126)	(1,165)	(2,291)
MFIP Eligibility and Benefit Determination Changes	Federal TANF	-	1,401	1,401	17,182	30,067	47,249
Department Operating Increase	Federal TANF	990	1,094	2,084	1,094	1,094	2,188
MFIP Housing Benefit Cost of Living Adjustment	Federal TANF	414	951	1,365	1,200	1,459	2,659
<b>Total Department of Human Services</b>		<b>35,454</b>	<b>33,992</b>	<b>69,446</b>	<b>49,976</b>	<b>63,635</b>	<b>113,611</b>
<b>Department of Health</b>							
Suicide and Crisis Lifeline	Special Revenue	-	9,825	9,825	9,825	9,825	19,650
Modifications to MERC Financing Methodology	Special Revenue	7,576	7,576	15,152	7,576	7,576	15,152
Assisted Living Licensure and Home Care	State Gov Special Revenue	3,531	3,531	7,062	3,531	3,531	7,062
Additional Funding for Background Studies	State Gov Special Revenue	3,880	2,880	6,760	2,880	2,880	5,760
Operating Increase	State Gov Special Revenue	3,650	6,179	9,829	6,179	6,179	12,358
Trauma System Fee and Revenue Adjustment	State Gov Special Revenue	668	668	1,336	668	668	1,336

<b>Appropriation Changes by Agency</b>	<b>Fund</b>	<b>FY 2024</b>	<b>FY 2025</b>	<b>FY 2024-25</b>	<b>FY 2026</b>	<b>FY 2027</b>	<b>FY 2026-27</b>
Medical Cannabis-Base Reduction	State Gov Special Revenue	-	(1,141)	(1,141)	(3,424)	(3,424)	(6,848)
Closed Loop Heat Exchanger Modifications	State Gov Special Revenue	301	302	603	171	171	342
Eliminate Chronic Conditions Spending Report	HCAF	(185)	(185)	(370)	(185)	(185)	(370)
Operating Increase	HCAF	657	1,098	1,755	1,098	1,098	2,196
Grants to Expand Health Care Workforce	HCAF	10,194	11,733	21,927	11,197	9,405	20,602
Modifications to Medical and Education Research Costs Financing Methodology	MERC	(7,725)	(7,725)	(15,450)	(7,725)	(7,725)	(15,450)
Operating Increase	Remediation	55	55	110	55	55	110
Operating Increase	Environmental	200	200	400	200	200	400
Biomonitoring for PFAS	Environmental	400	400	800	400	400	800
PFAS in Products Prohibition	Environmental	312	468	780	468	468	936
<b>Total Department of Health</b>		<b>23,514</b>	<b>35,864</b>	<b>59,378</b>	<b>32,914</b>	<b>31,122</b>	<b>64,036</b>
<b>MNsure</b>							
Public Awareness Campaign for Insulin Safety Net Program	HCAF	800	-	800	-	-	-
<b>Total MNsure</b>		<b>800</b>	<b>-</b>	<b>800</b>	<b>-</b>	<b>-</b>	<b>-</b>
<b>Health-Related Licensing Boards</b>							
Behavioral Health and Therapy	Health Related Boards	147	169	316	169	169	338

<b>Appropriation Changes by Agency</b>	<b>Fund</b>	<b>FY 2024</b>	<b>FY 2025</b>	<b>FY 2024-25</b>	<b>FY 2026</b>	<b>FY 2027</b>	<b>FY 2026-27</b>
Chiropractic Examiners	Health Related Boards	107	124	231	124	124	248
Dentistry	Health Related Boards	347	410	757	410	410	820
Dietetics and Nutrition Practice	Health Related Boards	49	53	102	53	53	106
Executives for Long-Term Services and Supports	Health Related Boards	70	101	171	101	101	202
Marriage and Family Therapy	Health Related Boards	33	46	79	46	46	92
Medical Practice	Health Related Boards	(89)	103	14	103	103	206
Nursing	Health Related Boards	684	920	1,604	920	920	1,840
Occupational Therapy and Practice	Health Related Boards	24	24	48	24	24	48
Optometry	Health Related Boards	32	42	74	42	42	84
Pharmacy	Health Related Boards	823	803	1,626	653	653	1,306
Physical Therapy	Health Related Boards	114	130	244	130	130	260
Podiatric Medicine	Health Related Boards	39	43	82	43	43	86
Psychology	Health Related Boards	1,258	1,374	2,632	1,374	1,374	2,748

<b>Appropriation Changes by Agency</b>	<b>Fund</b>	<b>FY 2024</b>	<b>FY 2025</b>	<b>FY 2024-25</b>	<b>FY 2026</b>	<b>FY 2027</b>	<b>FY 2026-27</b>
Social Work	Health Related Boards	219	279	498	279	279	558
Veterinary Medicine	Health Related Boards	19	29	48	29	29	58
<b>Total Health-Related Licensing Boards</b>		<b>3,876</b>	<b>4,650</b>	<b>8,526</b>	<b>4,500</b>	<b>4,500</b>	<b>9,000</b>
<b>Total Non-general Fund Changes</b>		<b>63,644</b>	<b>74,506</b>	<b>138,150</b>	<b>87,390</b>	<b>99,257</b>	<b>186,647</b>

**Table 5 - Health and Human Services  
Revenue Changes Compared to Forecast**  
*(dollars in thousands)*

Revenue Changes by Agency	Fund	FY 2024	FY 2025	FY 2024-25	FY 2026	FY 2027	FY 2026-27
<b>Department of Human Services</b>							
Background Studies Fee Increase	Special Revenue	570	606	1,176	644	680	1,324
Direct Care and Treatment Program Modifications	General	7,784	7,784	15,568	7,784	7,784	15,568
Direct Care and Treatment Operating Increase	General	16,539	23,052	39,591	23,052	23,052	46,104
County Cost for Civilly Committed Persons	General	(6,594)	(6,594)	(13,188)	-	-	-
Parental Contribution Fees; TEFRA Option	General	(5,205)	(5,205)	(10,410)	(5,205)	(5,205)	(10,410)
<b>Total Department of Human Services</b>		<b>13,094</b>	<b>19,643</b>	<b>32,737</b>	<b>26,275</b>	<b>26,311</b>	<b>52,586</b>
<b>Department of Health</b>							
Trauma System Fee Adjustment	General	(354)	(354)	(708)	(354)	(354)	(708)
Suicide and Crisis Lifeline	Special Revenue	4,913	9,825	14,738	9,825	9,825	19,650
Trauma System Fee and Revenue Adjustment	State Gov Special Revenue	668	668	1,336	668	668	1,336
Closed Loop Heat Exchanger	State Gov Special Revenue	53	53	106	53	53	106
Access to Original Birth Records for Adoptees	General	11	11	22	6	3	9

Revenue Changes by Agency	Fund			FY			FY
		FY 2024	FY 2025	2024-25	FY 2026	FY 2027	2026-27
Access to Original Birth Records for Adoptees	State Gov Special Revenue	97	97	194	49	24	73
Medical Cannabis-Transfer Revenue	State Gov Special Revenue	(6,938)	(10,406)	(17,344)	(12,500)	(18,750)	(31,250)
<b>Total Department of Health</b>		<b>(1,550)</b>	<b>(106)</b>	<b>(1,656)</b>	<b>(2,253)</b>	<b>(8,531)</b>	<b>(10,784)</b>
<b>Health-Related Licensing Boards</b>							
Fee Increase-Dietetics and Nutrition Practice	Health Related Boards	8	8	16	8	8	16
Fee Increase-Marriage and Family Therapy	Health Related Boards	302	302	604	302	302	604
Transfer Health Professional Services Program-Medical Practice	Health Related Boards	(20)	(20)	(40)	(20)	(20)	(40)
Fee Increase-Pharmacy	Health Related Boards	1,472	1,472	2,944	1,472	1,472	2,944
Transfer Health Professional Services Program-Psychology	Health Related Boards	20	20	40	20	20	40
<b>Total Health-Related Licensing Boards</b>		<b>1,782</b>	<b>1,782</b>	<b>3,564</b>	<b>1,782</b>	<b>1,782</b>	<b>3,564</b>
<b>Total Revenue Changes for Budget Area</b>		<b>13,326</b>	<b>21,319</b>	<b>34,645</b>	<b>25,804</b>	<b>19,562</b>	<b>45,366</b>



**Table 6 - Health and Human Services**  
**Health Care Access Fund Balance and 2023 Enacted Changes**  
*(dollars in thousands)*

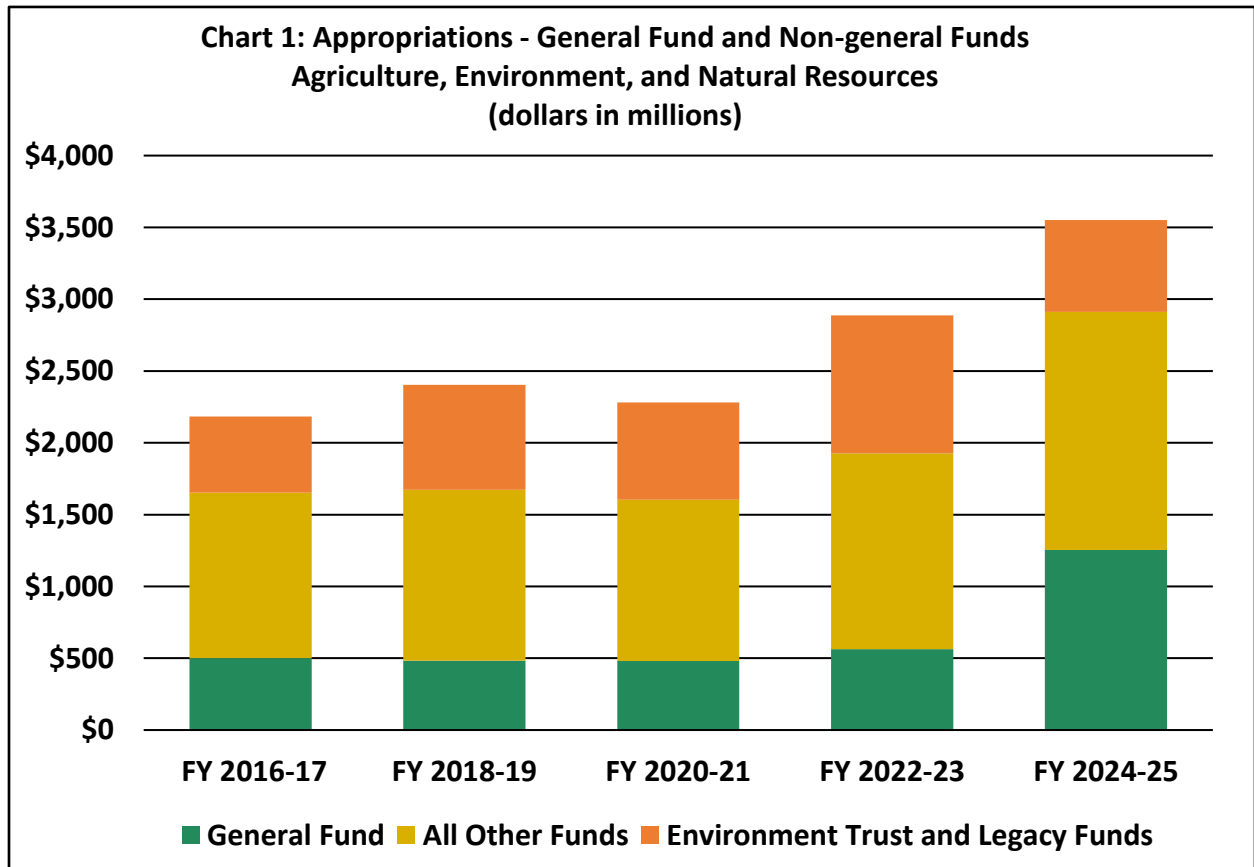
	<b>FY 2024</b>	<b>FY 2025</b>	<b>FY 2026</b>	<b>FY 2027</b>
<b>February 2023 Forecast Balance</b>	<b>748,104</b>	<b>1,010,905</b>	<b>1,313,229</b>	<b>1,615,046</b>
<u>Enacted Expenditure Changes</u>				
Comprehensive Adult Dental Coverage	2,796	6,387	7,087	7,425
DHS Operating Adjustment	1,286	2,576	2,576	2,576
Medical Assistance	(93,470)	582,005	391,881	254,209
Coverage for Individuals who are Undocumented	-	4,528	41,866	57,273
Transition for Federal PHE Termination	10,265	-	-	-
Public Option Analyses	2,500	-	-	-
Public Option Implementation (Contingent)	-	22,000	-	-
MDH Operating Adjustment	657	1,098	1,098	1,098
Grants to Expand Health Care Workforce	10,194	11,733	11,197	9,405
FY 2023 Adjustment	(1,936)	-	-	-
All Other Changes	1,732	1,334	205	16
<b>End of 2023 Session Balance</b>	<b>814,080</b>	<b>445,220</b>	<b>291,634</b>	<b>261,449</b>

**CHAPTER 7  
AGRICULTURE, ENVIRONMENT, AND  
NATURAL RESOURCES**

Chapters 40, 43, 52, 60, 62, and 63 enacted the Agriculture, Environment, and Natural Resources budget for FY 2024-25. [Chapter 40](#) made appropriations from the constitutionally dedicated Legacy funds (see Appendix C for more detail). [Chapter 43](#) contained appropriations for the Department of Agriculture (MDA), the Board of Animal Health, and the Agriculture Utilization Research Institute (AURI). [Chapter 60](#) made appropriations to the Pollution Control Agency (PCA), the Department of

Natural Resources (DNR), the Metropolitan Council, the Minnesota Conservation Corps, the Board of Water and Soil Resources (BWSR), the Minnesota Zoo, and the Science Museum.

Chapter 60 also appropriated money from the Environment and Natural Resources Trust Fund (see Appendix C for more detail). [Chapter 63](#) contained FY 2024-25 appropriations for the MDA, the DNR, and the PCA, related to the legalization of adult-use cannabis.



<b>Table 1 - Agriculture, Environment, and Natural Resources</b>					
<b>Appropriations - General Fund and Non-general Funds</b>					
<i>(dollars in thousands)</i>					
<b>Fund</b>	<b>FY 2016-17</b>	<b>FY 2018-19</b>	<b>FY 2020-21</b>	<b>FY 2022-23</b>	<b>FY 2024-25</b>
General Fund	501,306	482,377	479,932	563,990	1,252,826
Environment Trust and Legacy Funds	528,457	731,354	676,089	962,027	639,525
All Other Funds	1,152,435	1,189,381	1,124,711	1,362,064	1,659,811
<b>Total</b>	<b>2,182,198</b>	<b>2,403,113</b>	<b>2,280,732</b>	<b>2,888,082</b>	<b>3,552,162</b>
<b><u>Change vs Previous Biennium</u></b>					
General Fund	n/a	(18,929)	(2,445)	84,058	688,836
Percent Change	n/a	-3.8%	-0.5%	17.5%	122.1%
All Funds	n/a	220,915	(122,381)	607,350	664,080
Percent Change	n/a	10.1%	-5.1%	26.6%	23.0%

Chart 1 and Table 1 display Agriculture, Environment, and Natural Resources appropriations since FY 2016-17 and divide each biennium between the General Fund and non-general funds. As shown in Table 2b, the enacted all funds budget in FY 2024-25 increased \$1.5 billion, or 74.5 percent, more than the February 2023 forecast, and increased \$664 million, or 23 percent, more than FY 2022-23. General Fund appropriations in FY 2024-25 totaled \$1.3 billion, an increase of \$744.4 million, or 146.4 percent, more than the February 2023 forecast, and an increase of \$688.8 million, or 122.1 percent, above FY 2022-23 appropriations.

**Agriculture**

The majority of the FY 2024-25 Agriculture appropriations from the General Fund occurred in Chapter 43, including:

- \$10 million in FY 2024 for a one-time transfer to the grain indemnity account in the Agricultural Fund;
- \$4 million one-time in FY 2024 for dairy assistance, investment, relief initiative grants and other forms of financial assistance to Minnesota dairy farms;
- \$4 million for MDA to support urban youth agriculture; and
- \$1.5 million one-time in FY 2024 for AURI to replace analytical and processing equipment and make corresponding facility upgrades.

Other enacted budget highlights included:

- \$7 million in FY 2024 for grants to cooperatives to invest in green fertilizer production facilities (Chapter 60);
- \$3 million one-time in FY 2023 to MDA to establish the Office of Cannabis Management (Chapter 63); and
- \$822,000 in FY 2024-25 for food safety and pesticide enforcement lab testing (Chapter 63).

### **Environment and Natural Resources**

Chapter 60 contained the majority of the non-dedicated appropriations for Environment and Natural Resources. Enacted General Fund budget highlights in Chapter 60 for FY 2024-25 included:

- \$100 million one-time to the PCA for community water infrastructure grants to local governments for projects that increased stormwater capacity and other infrastructure improvements that help communities deal with weather-related issues;
- \$30 million one-time to the PCA to support and modernize agency programs and data systems related to permitting;
- \$25 million one-time to the PCA for grants to improve drinking water treatment systems that are contaminated with perfluoroalkyl and polyfluoroalkyl substances (PFAS);
- \$25.9 million one-time to the PCA for infrastructure grants and loans to help local governments in waste prevention and recycling programs;
- \$15.2 million one-time to the DNR for the Minnesota ReLeaf program that provides grants to local communities for disposal and replacement of trees that need to be harvested due to the emerald ash borer;
- \$110 million one-time to the DNR for the Get Out More program to modernize and improve state-managed outdoor recreation experiences. Of this amount, \$25 million was for enhancing access to public lands and outdoor recreation facilities, \$5 million was for modernizing camping infrastructure, \$35 million was for modernizing fish hatcheries, \$10 million was for restoring streams and other water related infrastructure, and \$35 million was for modernizing boating access sites;
- \$21.1 million one-time to BWSR for grants to local governments to improve soil health, improve water quality, or provide carbon sequestration benefits;
- \$21 million one-time to BWSR for conservation easements and to restore grasslands for the purposes of climate resiliency and carbon sequestration;
- \$9 million one-time to the Metropolitan Council for modernizing regional parks and trails in the metro area;
- \$7 million one-time to the Science Museum for debt reduction, rehiring and retaining employees, supporting employee contracts, and employee training; and
- \$11 million in FY 2024 for Explore Minnesota to create a business division and an additional \$11 million in FY 2024-

25 for Explore Minnesota to develop new initiatives for tourism.

FY 2024-25 budget highlights from non-general funds included:

- \$6.4 million to the PCA from the Environmental Fund for increased staffing related to the prohibition of PFAS in consumer products and other PFAS-related issues;
- \$13.2 million to the DNR from the Natural Resources Fund for increased operations for water and boating recreation, funded with an increase in watercraft recreation fees; and
- \$2 million one-time to the DNR from the Game and Fish Fund for grants to the Aquatic Invasive Species Research Center at the University of Minnesota.

**Table 2a – Agriculture, Environment, and Natural Resources**  
**All Funds Biennial Spending/Appropriations by Agency and Fund**  
*(dollars in thousands)*

Agency/Fund	FY 2022-23 Spending*	FY 2024-25 Forecast Base	FY 2024-25 Enacted Budget	Change: Enacted - FY 2022-23	Change: Enacted - Forecast. Base
<b>Department of Agriculture</b>					
General Fund	142,085	125,284	171,272	29,187	45,988
Agriculture Fund	86,146	92,926	102,157	16,011	9,231
Special Revenue Fund	16,199	17,576	17,576	1,377	-
Gift Fund	1,308	12	12	(1,296)	-
Remediation Fund	4,636	4,798	4,798	162	-
Expenses in Multiple Funds	(13,358)	(13,538)	(13,538)	(180)	-
State Fiscal Recovery Fund	6,000	-	-	(6,000)	-
<u>Federal Fund</u>	<u>32,121</u>	<u>42,687</u>	<u>42,837</u>	<u>10,716</u>	<u>150</u>
Subtotal for Department of Agriculture	275,136	269,745	325,114	49,978	55,369
<i>Environment Trust/Legacy Funds</i>					
Environment and Natural Resources Trust Fund	1,812	-	-	(1,812)	-
Arts and Cultural Heritage Fund	938	-	800	(138)	800
<u>Clean Water Fund</u>	<u>29,704</u>	<u>-</u>	<u>32,230</u>	<u>2,526</u>	<u>32,230</u>
<i>Subtotal Environment Trust/Legacy Funds</i>	<i>32,454</i>	<i>-</i>	<i>33,030</i>	<i>576</i>	<i>33,030</i>
<b>Total Department of Agriculture</b>	<b>307,590</b>	<b>269,745</b>	<b>358,144</b>	<b>50,554</b>	<b>88,399</b>

Agency/Fund	FY 2022-23 Spending*	FY 2024-25 Forecast Base	FY 2024-25 Enacted Budget	Change: Enacted - FY 2022-23	Change: Enacted - Forecast. Base
<b>Board of Animal Health</b>					
General Fund	12,097	12,162	12,642	545	480
Special Revenue Fund	421	292	292	(129)	-
Federal Fund	3,363	1,078	1,078	(2,285)	-
<b>Total Board of Animal Health</b>	<b>15,881</b>	<b>13,532</b>	<b>14,012</b>	<b>(1,869)</b>	<b>480</b>
<b>Agricultural Utilization Research Institute</b>					
General Fund	8,586	8,786	10,486	1,900	1,700
<i>Environment Trust/Legacy Funds</i>					
Environment and Natural Resources Trust Fund	200	-	-	(200)	-
<b>Total Agricultural Utilization Research Institute</b>	<b>8,786</b>	<b>8,786</b>	<b>10,486</b>	<b>1,700</b>	<b>1,700</b>
<b>Pollution Control Agency</b>					
General Fund	17,665	13,072	281,842	264,177	268,770
Environmental Fund	178,315	177,928	218,754	40,439	40,826
Gift Fund	21,384	16,000	16,000	(5,384)	-
Remediation Fund	161,675	257,926	268,932	107,257	11,006
Closed Landfill Investment Fund	6,456	9,000	9,000	2,544	-
Special Revenue Fund	80,205	74,259	81,369	1,164	7,110
State Government Special Revenue Fund	153	152	177	24	25
Expenses in Multiple Funds	(59,825)	(59,453)	(59,453)	372	-

<b>Agency/Fund</b>	<b>FY 2022-23 Spending*</b>	<b>FY 2024-25 Forecast Base</b>	<b>FY 2024-25 Enacted Budget</b>	<b>Change: Enacted - FY 2022-23</b>	<b>Change: Enacted - Forecast. Base</b>
<u>Federal Fund</u>	<u>52,087</u>	<u>53,410</u>	<u>53,410</u>	<u>1,323</u>	<u>-</u>
Subtotal for Pollution Control Agency	458,114	542,294	870,031	411,917	327,737
<i>Environment Trust/Legacy Funds</i>					
Environment and Natural Resources Trust Fund	6,204	-	1,562	(4,642)	1,562
<u>Clean Water Fund</u>	<u>51,941</u>	<u>-</u>	<u>48,375</u>	<u>(3,566)</u>	<u>48,375</u>
<i>Subtotal Environment Trust/Legacy Funds</i>	<i>58,145</i>	<i>-</i>	<i>49,937</i>	<i>(8,208)</i>	<i>49,937</i>
<b>Total Pollution Control Agency</b>	<b>516,259</b>	<b>542,294</b>	<b>919,968</b>	<b>403,709</b>	<b>377,674</b>
<b>Department of Natural Resources</b>					
General Fund	290,578	260,698	501,844	211,266	241,146
Game and Fish Fund	254,508	250,412	277,515	23,007	27,103
Natural Resources Fund	241,398	238,901	272,531	31,133	33,630
Remediation Fund	1,379	21,851	21,851	20,472	-
Special Revenue Fund	321,132	312,065	312,065	(9,067)	-
Endowment and Permanent School Fund	2,093	1,458	1,515	(578)	57
Endowment Fund	2	-	-	(2)	-
Gift Fund	4,735	5,413	5,413	678	-
Expenses in Multiple Funds	(228,339)	(210,950)	(210,950)	17,389	-
State Fiscal Recovery Fund	2,083	-	-	(2,083)	-
<u>Federal Fund</u>	<u>58,063</u>	<u>158,271</u>	<u>158,271</u>	<u>100,208</u>	<u>-</u>
Subtotal for Department of Natural Resources	947,631	1,038,119	1,340,055	392,424	301,936



Agency/Fund	FY 2022-23 Spending*	FY 2024-25 Forecast Base	FY 2024-25 Enacted Budget	Change: Enacted - FY 2022-23	Change: Enacted - Forecast. Base
<i>Environment Trust/Legacy Funds</i>					
Environment and Natural Resources Trust Fund	146,853	-	58,994	(87,859)	58,994
Clean Water Fund	21,109	-	25,560	4,451	25,560
Outdoor Heritage Fund	304,617	-	154,020	(150,597)	154,020
<u>Parks and Trails Fund</u>	<u>95,914</u>	<u>-</u>	<u>82,511</u>	<u>(13,403)</u>	<u>82,511</u>
<i>Subtotal Environment Trust/Legacy Funds</i>	<i>568,493</i>	<i>-</i>	<i>321,085</i>	<i>(247,408)</i>	<i>321,085</i>
<b>Total Department of Natural Resources</b>	<b>1,516,124</b>	<b>1,038,119</b>	<b>1,661,140</b>	<b>145,016</b>	<b>623,021</b>
<b>Board of Water and Soil Resources</b>					
General Fund	35,072	30,536	120,074	85,002	89,538
Special Revenue Fund	22,584	12,883	12,883	(9,701)	-
<u>Federal Fund</u>	<u>6,073</u>	<u>3,232</u>	<u>3,232</u>	<u>(2,841)</u>	<u>-</u>
Subtotal for Board of Water and Soil Resources	63,729	46,651	136,189	72,460	89,538
<i>Environment Trust/Legacy Funds</i>					
Environment and Natural Resources Trust Fund	9,631	-	-	(9,631)	-
Clean Water Fund	174,973	-	156,127	(18,846)	156,127
<u>Outdoor Heritage Fund</u>	<u>60,192</u>	<u>-</u>	<u>16,478</u>	<u>(43,714)</u>	<u>16,478</u>
<i>Subtotal Environment Trust/Legacy Funds</i>	<i>244,796</i>	<i>-</i>	<i>172,605</i>	<i>(72,191)</i>	<i>172,605</i>
<b>Total Board of Water and Soil Resources</b>	<b>308,526</b>	<b>46,651</b>	<b>308,794</b>	<b>268</b>	<b>262,143</b>

Agency/Fund	FY 2022-23 Spending*	FY 2024-25 Forecast Base	FY 2024-25 Enacted Budget	Change: Enacted - FY 2022-23	Change: Enacted - Forecast. Base
<b>Minnesota Conservation Corps</b>					
General Fund	910	910	1,160	250	250
Natural Resources Fund	980	980	980	-	-
<b>Total Minnesota Conservation Corps</b>	<b>1,890</b>	<b>1,890</b>	<b>2,140</b>	<b>250</b>	<b>250</b>
<b>Metropolitan Council – Regional Parks</b>					
General Fund	5,080	5,080	25,830	20,750	20,750
State Fiscal Recovery Fund	467	0	0	(467)	-
<u>Natural Resources Fund</u>	<u>14,900</u>	<u>14,900</u>	<u>17,900</u>	<u>3,000</u>	<u>3,000</u>
Subtotal for Metropolitan Council – Regional Parks	20,447	19,980	43,730	23,283	23,750
<i>Environment Trust/Legacy Funds</i>					
Environment and Natural Resources Trust Fund	3,250	0	0	(3,250)	-
Clean Water Fund	3,088	0	3,750	662	3,750
<u>Parks and Trails Fund</u>	<u>43,861</u>	<u>-</u>	<u>54,096</u>	<u>10,235</u>	<u>54,096</u>
<i>Subtotal Environment Trust/Legacy Funds</i>	<i>50,199</i>	<i>-</i>	<i>57,846</i>	<i>7,647</i>	<i>57,846</i>
<b>Total Metropolitan Council – Regional Parks</b>	<b>70,646</b>	<b>19,980</b>	<b>101,576</b>	<b>30,930</b>	<b>81,596</b>
<b>Minnesota Zoo</b>					
General Fund	19,618	20,534	27,546	7,928	7,012
Special Revenue Fund	42,931	38,027	38,027	(4,904)	-
Gift Fund	15,724	3,600	3,600	(12,124)	-

<b>Agency/Fund</b>	<b>FY 2022-23 Spending*</b>	<b>FY 2024-25 Forecast Base</b>	<b>FY 2024-25 Enacted Budget</b>	<b>Change: Enacted - FY 2022-23</b>	<b>Change: Enacted - Forecast. Base</b>
Natural Resources Fund	520	380	510	(10)	130
Expenses in Multiple Funds	(92)	0	0	92	-
State Fiscal Recovery Fund	11,495	0	0	(11,495)	-
<u>Federal Fund</u>	<u>7,480</u>	<u>125</u>	<u>125</u>	<u>(7,355)</u>	-
Subtotal for Minnesota Zoo	97,676	62,666	69,808	(27,868)	7,142
<i>Environment Trust/Legacy Funds</i>					
Environment and Natural Resources Trust Fund	1,453	0	0	(1,453)	-
<u>Arts and Cultural Heritage Fund</u>	<u>4,033</u>	-	<u>4,000</u>	<u>(33)</u>	<u>4,000</u>
<i>Subtotal Environment Trust/Legacy Funds</i>	<i>5,486</i>	-	<i>4,000</i>	<i>(1,486)</i>	<i>4,000</i>
<b>Total Minnesota Zoo</b>	<b>103,162</b>	<b>62,666</b>	<b>73,808</b>	<b>(29,354)</b>	<b>11,142</b>
<b>Science Museum</b>					
General Fund	2,158	2,158	10,210	8,052	8,052
<i>Environment Trust/Legacy Funds</i>					
Environment and Natural Resources Trust Fund	2,254	-	1,022	(1,232)	1,022
<b>Total Science Museum</b>	<b>4,412</b>	<b>2,158</b>	<b>11,232</b>	<b>6,820</b>	<b>9,074</b>

<b>Agency/Fund</b>	<b>FY 2022-23 Spending*</b>	<b>FY 2024-25 Forecast Base</b>	<b>FY 2024-25 Enacted Budget</b>	<b>Change: Enacted - FY 2022-23</b>	<b>Change: Enacted - Forecast. Base</b>
<b>Minnesota Board of Tourism</b>					
General Fund	29,941	29,046	62,323	32,382	33,277
Special Revenue Fund	600	942	942	342	-
Federal Fund	4,065	-	-	(4,065)	-
<b>Total Minnesota Board of Tourism</b>	<b>34,606</b>	<b>29,988</b>	<b>63,265</b>	<b>28,659</b>	<b>33,277</b>
<b>Transfer to Metropolitan Landfill Contingency Action Trust Account</b>					
General Fund	200	200	27,597	27,397	27,397
<b>Total Transfer to MLCAT</b>	<b>200</b>	<b>200</b>	<b>27,597</b>	<b>27,397</b>	<b>27,397</b>

*\*As adjusted by FY 2023 changes made by the 2023 Legislature, if any.*

**Table 2b - Agriculture, Environment, and Natural Resources**  
**All Funds Biennial Spending/Appropriations by Budget Area and Fund**  
*(dollars in thousands)*

Fund	FY 2022-23 Spending*	FY 2024-25 Forecast Base	FY 2024-25 Enacted Budget	Change: Enacted - FY 2022-23	Change: Enacted - Fcst. Base
<b>Agriculture, Environment, and Natural Resources - All Agencies</b>					
General Fund	563,990	508,466	1,252,826	688,836	744,360
Agriculture Fund	86,146	92,926	102,157	16,011	9,231
Special Revenue Fund	484,072	456,044	463,154	(20,918)	7,110
Gift Fund	43,151	25,025	25,025	(18,126)	-
Remediation Fund	167,690	284,575	295,581	127,891	11,006
Environmental Fund	178,315	177,928	218,754	40,439	40,826
Closed Landfill Investment Fund	6,456	9,000	9,000	2,544	-
State Government Special Revenue Fund	153	152	177	24	25
Game and Fish Fund	254,508	250,412	277,515	23,007	27,103
Natural Resources Fund	257,798	255,161	291,921	34,123	36,760
Endowment and Permanent School Fund	2,093	1,458	1,515	(578)	57
Endowment Fund	2	-	-	-	-
State Fiscal Recovery Fund	20,045	-	-	(20,045)	-
Expenses in Multiple Funds	(301,614)	(283,941)	(283,941)	17,673	-
<u>Federal Fund</u>	<u>163,252</u>	<u>258,803</u>	<u>258,953</u>	<u>95,701</u>	<u>150</u>
Subtotal for Non-Dedicated Funds	1,926,054	2,036,009	2,912,637	986,585	876,628

<b>Fund</b>	<b>FY 2022-23 Spending*</b>	<b>FY 2024-25 Forecast Base</b>	<b>FY 2024-25 Enacted Budget</b>	<b>Change: Enacted - FY 2022-23</b>	<b>Change: Enacted - Fcst. Base</b>
<i>Environment Trust/Legacy Funds</i>					
Environment and Natural Resources Trust Fund	171,657	-	61,578	(110,079)	61,578
Outdoor Heritage Fund	364,809	-	170,498	(194,311)	170,498
Clean Water Fund	280,815	-	266,042	(14,773)	266,042
Parks and Trails Fund	139,775	-	136,607	(3,168)	136,607
<u>Arts and Cultural Heritage Fund</u>	<u>4,970</u>	<u>-</u>	<u>4,800</u>	<u>(170)</u>	<u>4,800</u>
<i>Subtotal Environment Trust/Legacy Funds</i>	<i>962,027</i>	<i>-</i>	<i>639,525</i>	<i>(322,502)</i>	<i>639,525</i>
<b>Total for Budget Area</b>	<b>2,888,082</b>	<b>2,036,009</b>	<b>3,552,162</b>	<b>664,080</b>	<b>1,516,153</b>
<b>Percent Change</b>				<b>23.0%</b>	<b>74.5%</b>
<b>General Fund Percent of All Funds</b>	<b>19.5%</b>	<b>25.0%</b>	<b>35.3%</b>		

\*As adjusted by FY 2023 changes made by the 2023 Legislature, if any.

**Table 3 – Agriculture, Environment, and Natural Resources**

**General Fund Changes Compared to Forecast**

*(dollars in thousands)*

<b>Appropriation Changes by Agency</b>	<b>FY 2024</b>	<b>FY 2025</b>	<b>FY 2024-25</b>	<b>FY 2026</b>	<b>FY 2027</b>	<b>FY 2026-27</b>
<b>Department of Agriculture</b>						
Operating Increase	4,000	3,000	7,000	3,500	3,500	7,000
Meat Processing Liaison	75	75	150	75	75	150
Food Licensing Modernization	(3,827)	(3,827)	(7,654)	(3,827)	(3,827)	(7,654)
Transfer to Food Licensing Modernization Account	1,941	-	1,941	-	-	-
Grain Indemnity Fund Transfer	10,000	-	10,000	-	-	-
Soil Health Equipment Grants	625	625	1,250	639	639	1,278
Noxious Weed Grants	150	150	300	-	-	-
Pollinator Research Account	800	-	800	100	100	200
Forever Green Transition to AGREETT	(630)	(630)	(1,260)	(630)	(630)	(1,260)
Living Cover Crop Grants	250	250	500	-	-	-
PFAS Pesticide Report and Regulatory Outline	125	125	250	-	-	-
Wolf-Livestock Conflict Prevention Program	45	45	90	-	-	-
Grants to Farmers Market Hubs	100	100	200	-	-	-
International Trade Support	150	150	300	150	150	300
Farm Safety Health and Wellness	100	100	200	-	-	-
Cooperative Grants	200	200	400	-	-	-
AGRI: Sunset Extension	-	-	-	12,000	12,000	24,000
AGRI: Livestock Processing	1,000	1,000	2,000	-	-	-
AGRI: Biofuels Infrastructure	375	375	750	-	-	-

<b>Appropriation Changes by Agency</b>	<b>FY 2024</b>	<b>FY 2025</b>	<b>FY 2024-25</b>	<b>FY 2026</b>	<b>FY 2027</b>	<b>FY 2026-27</b>
AGRI: Urban and Youth Agriculture	2,000	2,000	4,000	2,000	2,000	4,000
AGRI: Good Food Access Program	1,000	1,000	2,000	1,000	1,000	2,000
AGRI: Farm to School Program	1,150	1,150	2,300	1,294	1,294	2,588
AGRI: DAIRI Program	4,000	-	4,000	-	-	-
AGREETT: Farm Business Management MAELC	250	250	500	250	250	500
AGREETT: Forever Green	802	802	1,604	802	802	1,604
AGREETT: Deep Winter Greenhouse Program	350	350	700	-	-	-
Rural Finance Authority Capacity Increase	150	150	300	150	150	300
Information Technology Modernization	500	500	1,000	-	-	-
Emerging Farmer Office Expansion	600	600	1,200	850	850	1,700
Agricultural Emergency Account Transfer	1,000	-	1,000	-	-	-
Second Harvest Heartland: Milk Allocation	250	250	500	-	-	-
Climate Implementation Coordinator	-	-	-	150	150	300
Good Acre LEAFF Program	300	300	600	-	-	-
Center for Rural Policy and Development	25	25	50	-	-	-
Northern Crop Institute	60	60	120	-	-	-
Greater Mankato Growth: Green Seam	100	100	200	-	-	-
Minnesota Turf Seed Council	75	75	150	-	-	-
Minnesota Poultry Association	2	-	2	-	-	-
Minnesota Livestock Breeders Association	18	18	36	-	-	-
Minnesota Horticultural Society	34	34	68	-	-	-
Heritage Oilseed Research	300	300	600	-	-	-
Meat Processing: Hiring and Retention Incentives	222	322	544	-	-	-
MN Ag Education Leadership Council	100	100	200	-	-	-
Community Development Financial Institution						
Technical Assistance Grants	275	-	275	-	-	-



<b>Appropriation Changes by Agency</b>	<b>FY 2024</b>	<b>FY 2025</b>	<b>FY 2024-25</b>	<b>FY 2026</b>	<b>FY 2027</b>	<b>FY 2026-27</b>
Farm Down Payment Assistance Grants	250	250	500	250	250	500
Repeal Statutory Appropriation Oriented Strand Board	-	(1,500)	(1,500)	(3,000)	(3,000)	(6,000)
Green Fertilizer Production Facilities	7,000	-	7,000	-	-	-
Food Safety and Pesticide Enforcement Lab Testing	411	411	822	338	338	676
Adult-use Cannabis (FY 2023)	3,000	-	3,000	-	-	-
<b>Total Department of Agriculture</b>	<b>39,703</b>	<b>9,285</b>	<b>48,988</b>	<b>16,091</b>	<b>16,091</b>	<b>32,182</b>
<b>Board of Animal Health</b>						
Operating Increase	160	320	480	320	320	640
<b>Total Board of Animal Health</b>	<b>160</b>	<b>320</b>	<b>480</b>	<b>320</b>	<b>320</b>	<b>640</b>
<b>Agricultural Utilization Research Institute</b>						
Operating Increase	100	100	200	100	100	200
Capital Equipment	1,500	-	1,500	-	-	-
<b>Total Agricultural Utilization Research Institute</b>	<b>1,600</b>	<b>100</b>	<b>1,700</b>	<b>100</b>	<b>100</b>	<b>200</b>
<b>Pollution Control Agency</b>						
Operating Increase	694	860	1,554	860	860	1,720
Greenhouse Gas Study	500	-	500	-	-	-
Community Water Infrastructure	50,000	50,000	100,000	-	-	-
Saint Louis County Landfill - PFAS Contamination	2,000	-	2,000	-	-	-
City of Fergus Falls - Lake Alice Water Project	75	-	75	-	-	-
Rice County - French Lake Water Project	150	-	150	-	-	-
Ramsey County - Round Lake Water Project	75	-	75	-	-	-
Water Program Increase	2,720	2,720	5,440	-	-	-

<b>Appropriation Changes by Agency</b>	<b>FY 2024</b>	<b>FY 2025</b>	<b>FY 2024-25</b>	<b>FY 2026</b>	<b>FY 2027</b>	<b>FY 2026-27</b>
Industrial Facility Air Emission Reduction Grants	400	400	800	-	-	-
Grants to Environmental Justice Areas	2,800	2,800	5,600	-	-	-
Air Compliance Equipment Maintenance	40	40	80	-	-	-
Taconite Industry Grants	17,000	300	17,300	-	-	-
Natural Resources Research Institute	2,100	-	2,100	-	-	-
Technical Assistance for Tribal Government	2,000	2,000	4,000	-	-	-
Agency IT Upgrades and Staff	15,750	14,250	30,000	-	-	-
Water Protection and PFAS Response	25,000	-	25,000	-	-	-
Climate Environmental Review Staff	180	140	320	-	-	-
Small Businesses Environmental Loan Fund	1,790	70	1,860	-	-	-
Solar Equipment End of Life Study	420	-	420	-	-	-
Update Capital Assistance Program	17	-	17	-	-	-
PFAS Source Reduction Grants and Staff	4,210	210	4,420	-	-	-
PFAS in Firefighter Gear Report	500	-	500	-	-	-
PFAS Water Quality Standards	63	92	155	-	-	-
Fish Kills Protocol	387	90	477	7	7	14
Microplastics Report	500	-	500	-	-	-
Community Air Monitoring	5,000	-	5,000	-	-	-
Air Permits Modified	280	140	420	-	-	-
Odor Management	250	250	500	250	250	500
Cumulative Impacts - Environmental Justice	2,457	2,457	4,914	-	-	-
Metro Air Toxins Reporting and Rulemaking	2,333	2,333	4,666	-	-	-
Saint Paul Cogeneration Facility	16,562	-	16,562	-	-	-
Waste Prevention and Reduction Grants and Loans	12,940	12,940	25,880	-	-	-

<b>Appropriation Changes by Agency</b>	<b>FY 2024</b>	<b>FY 2025</b>	<b>FY 2024-25</b>	<b>FY 2026</b>	<b>FY 2027</b>	<b>FY 2026-27</b>
Lead Tackle Reduction	1,000	-	1,000	-	-	-
Pesticide Treated Seed Requirements	175	-	175	-	-	-
Zero Waste Report	680	-	680	-	-	-
GreenStep Cities	190	190	380	-	-	-
County Feedlot Program Increase	1,000	1,000	2,000	-	-	-
Pig's Eye Task Force	140	140	280	-	-	-
EQB: Environmental Review and Staff	620	140	760	-	-	-
Local Climate Action Grants	2,000	-	2,000	-	-	-
Adult-use Cannabis	140	70	210	70	70	140
<b>Total Pollution Control Agency</b>	<b>175,138</b>	<b>93,632</b>	<b>268,770</b>	<b>1,187</b>	<b>1,187</b>	<b>2,374</b>
<b>Department of Natural Resources</b>						
Operating Increase	20,621	33,059	53,680	33,059	33,059	66,118
Increase Mining Regulatory Capacity	600	600	1,200	-	-	-
Broadband Utility Licensing	1,830	1,020	2,850	-	-	-
Upper Sioux Agency State Park	5,000	-	5,000	-	-	-
Protecting Water Resources	400	400	800	-	-	-
Carbon Storage in Peatlands	998	568	1,566	-	-	-
Red River Mediation Agreement	36	36	72	-	-	-
50-year Clean Water Plan	200	-	200	-	-	-
Invasive Carp Removal and Surveys	1,720	-	1,720	-	-	-
Extend Grant Stearns Lake Coalition	40	-	40	-	-	-
Starry Stonewort Prevention	250	-	250	-	-	-
Reforestation on State-Managed Lands	1,500	1,500	3,000	-	-	-

<b>Appropriation Changes by Agency</b>	<b>FY 2024</b>	<b>FY 2025</b>	<b>FY 2024-25</b>	<b>FY 2026</b>	<b>FY 2027</b>	<b>FY 2026-27</b>
Private Forest Technical Assistance	2,086	2,086	4,172	-	-	-
Accelerated Tree Seed Collection	400	400	800	-	-	-
MN ReLeaf Program - Tree Replacement	7,598	7,598	15,196	-	-	-
State Trail Maintenance Shortfall	1,000	1,000	2,000	-	-	-
Chronic Wasting Disease Management	700	700	1,400	-	-	-
Transfer Deer Farm Oversight from AHB	2,900	1,000	3,900	1,000	1,000	2,000
CWD Contingency Plan	1,633	-	1,633	-	-	-
Grasslands and Wetlands Carbon Capture	10,000	-	10,000	-	-	-
No Child Left Inside	500	500	1,000	-	-	-
Elk Reintroduction to Tribal Lands	2,300	-	2,300	-	-	-
Rough Fish Report	82	-	82	-	-	-
Feral Pig and Mink Report	65	-	65	-	-	-
Agency Aviation Modernization	3,050	-	3,050	-	-	-
Customer Payment and IT Upgrades	1,684	1,408	3,092	-	-	-
Swing Bridge Trailhead	458	-	458	-	-	-
Mississippi River Boat Launch	1,200	-	1,200	-	-	-
Silver Bay Trailhead	400	-	400	-	-	-
Redhead Mountain Bike Park	500	-	500	-	-	-
Crane Lake Campground and Boat Access	1,900	-	1,900	-	-	-
Community Outreach Expansion	900	-	900	-	-	-
Payments to 1854 Treaty Recipients	3,000	3,000	6,000	-	-	-
Legal Costs Re-appropriation	300	-	300	-	-	-
Get Out More:			-	-	-	-
- Public Lands and Outdoor Facilities	25,000	-	25,000	-	-	-

<b>Appropriation Changes by Agency</b>	<b>FY 2024</b>	<b>FY 2025</b>	<b>FY 2024-25</b>	<b>FY 2026</b>	<b>FY 2027</b>	<b>FY 2026-27</b>
- Modernize Camping and Infrastructure	5,000	-	5,000	-	-	-
- Modernize Boating Access	35,000	-	35,000	-	-	-
- Modernize Fish Hatcheries	35,000	-	35,000	-	-	-
- Restore Streams and Water Infrastructure	10,000	-	10,000	-	-	-
Adult-use Cannabis	338	-	338	-	-	-
Fentanyl-Narcan Officer Training	73	9	82	9	9	18
Drill Core Library (FY 2023)	1,000	-	1,000	-	-	-
FY 2023 Cancellations	(3,240)	-	(3,240)	-	-	-
<b>Total Department of Natural Resources</b>	<b>184,022</b>	<b>54,884</b>	<b>238,906</b>	<b>34,068</b>	<b>34,068</b>	<b>68,136</b>
<b>Board of Water and Soil Resources</b>						
Operating Increase	189	370	559	370	370	740
Accelerated Soil Health Practices	10,557	10,557	21,114	-	-	-
Water Storage and Treatment	8,500	8,500	17,000	-	-	-
Lawns to Legumes	2,000	2,000	4,000	-	-	-
Habitat Friendly Utilities	500	500	1,000	-	-	-
Habitat Enhancement Landscape	2,000	2,000	4,000	-	-	-
Private Grasslands/Working Land Easements	10,500	10,500	21,000	-	-	-
Private Peatland Restoration	4,000	5,000	9,000	-	-	-
Mitigation and Resiliency Easements	2,000	2,000	4,000	-	-	-
Support for Tribal Liaison	129	136	265	144	144	288
Area II MN River Basin Project	50	50	100	-	-	-
CRP State Incentives	3,000	-	3,000	-	-	-
Reinvest in MN Reserve Program	2,000	-	2,000	-	-	-

<b>Appropriation Changes by Agency</b>	<b>FY 2024</b>	<b>FY 2025</b>	<b>FY 2024-25</b>	<b>FY 2026</b>	<b>FY 2027</b>	<b>FY 2026-27</b>
Natural Resources Block Grants Increase	1,250	1,250	2,500	-	-	-
<b>Total Board of Water and Soil Resources</b>	<b>46,675</b>	<b>42,863</b>	<b>89,538</b>	<b>514</b>	<b>514</b>	<b>1,028</b>
<b>Metropolitan Council – Regional Parks</b>						
Park Maintenance Increase	6,000	-	6,000	-	-	-
Modernizing Regional Parks and Trails	9,000	-	9,000	-	-	-
Inflow and Infiltration Reduction Grants	2,750	-	2,750	-	-	-
White Bear Lake Group	2,000	-	2,000	-	-	-
Ash Tree Removal	1,000	-	1,000	-	-	-
<b>Total Metropolitan Council – Regional Parks</b>	<b>20,750</b>	<b>-</b>	<b>20,750</b>	<b>-</b>	<b>-</b>	<b>-</b>
<b>Minnesota Zoo</b>						
Operating Increase	2,872	3,290	6,162	3,290	3,290	6,580
Public Safety and Security Systems	850	-	850	-	-	-
<b>Total Minnesota Zoo</b>	<b>3,722</b>	<b>3,290</b>	<b>7,012</b>	<b>3,290</b>	<b>3,290</b>	<b>6,580</b>
<b>Science Museum</b>						
Operating Increase	121	181	302	181	181	362
Public Safety and Security Systems	7,000	-	7,000	-	-	-
Revenue Recovery	750	-	750	-	-	-
<b>Total Science Museum</b>	<b>7,871</b>	<b>181</b>	<b>8,052</b>	<b>181</b>	<b>181</b>	<b>362</b>

<b>Appropriation Changes by Agency</b>	<b>FY 2024</b>	<b>FY 2025</b>	<b>FY 2024-25</b>	<b>FY 2026</b>	<b>FY 2027</b>	<b>FY 2026-27</b>
<b>Minnesota Conservation Corps</b>						
Operating Increase	125	125	250	125	125	250
<b>Total Minnesota Conservation Corps</b>	<b>125</b>	<b>125</b>	<b>250</b>	<b>125</b>	<b>125</b>	<b>250</b>
<b>Explore Minnesota</b>						
Office of Economic Promotion	11,000	-	11,000	-	-	-
Operating Increase	3,884	746	4,630	746	746	1,492
Making MN a Top-10 Destination	5,500	5,500	11,000	-	-	-
Build Administrative Capacity	-	-	-	1,754	1,754	3,508
Taste of Minnesota	1,847	-	1,847	-	-	-
Stairstep Foundation - Cultural Festivals	1,200	-	1,200	-	-	-
Ka Joog - Cultural Festivals	400	-	400	-	-	-
Somali Museum - Cultural Festivals	400	-	400	-	-	-
Eshara - Cultural Festivals	400	-	400	-	-	-
Westside Booster - Cultural Festivals	1,200	-	1,200	-	-	-
Hmong Freedom Festival	600	600	1,200	-	-	-
<b>Total Explore Minnesota</b>	<b>26,431</b>	<b>6,846</b>	<b>33,277</b>	<b>2,500</b>	<b>2,500</b>	<b>5,000</b>
<b>Metropolitan Landfill Contingency Account Transfer</b>						
Transfer	27,397	-	27,397	-	-	-
<b>Total MLCAT</b>	<b>27,397</b>	<b>-</b>	<b>27,397</b>	<b>-</b>	<b>-</b>	<b>-</b>
<b>Total General Fund Changes</b>	<b>533,594</b>	<b>211,526</b>	<b>745,120</b>	<b>58,376</b>	<b>58,376</b>	<b>116,752</b>

**Table 4 - Agriculture, Environment, and Natural Resources**

**Non-general Fund Changes Compared to Forecast**

*(dollars in thousands)*

<b>Appropriation Changes by Agency</b>	<b>Fund</b>	<b>FY 2024</b>	<b>FY 2025</b>	<b>FY 2024-25</b>	<b>FY 2026</b>	<b>FY 2027</b>	<b>FY 2026-27</b>
<b>Department of Agriculture</b>							
Food Licensing Modernization	Agriculture	598	4,425	5,023	4,425	4,425	8,850
Noxious Weed Grants	Agriculture	150	150	300	-	-	-
Food Retail Plan Review Fee Modernization	Agriculture	89	89	178	89	89	178
Grain Indemnity Fund	Agriculture	-	1,500	1,500	1,500	-	1,500
Agriculture Emergency Account	Agriculture	1,000	-	1,000	-	-	-
Information Technology Modernization	Agriculture	615	615	1,230	615	615	1,230
Meat Processing Liaison Match	Federal	75	75	150	75	75	150
<b>Total Department of Agriculture</b>		<b>2,527</b>	<b>6,854</b>	<b>9,381</b>	<b>6,704</b>	<b>5,204</b>	<b>11,908</b>
<b>Pollution Control Agency</b>							
Operating Increase	Environmental	4,972	7,432	12,404	7,432	7,432	14,864
Air Monitoring Increase	Environmental	499	998	1,497	998	998	1,996
Cumulative Impacts Environmental Justice Areas	Environmental	-	-	-	-	2,500	2,500
Technical Staff PFAS Blueprint	Environmental	2,070	2,070	4,140	2,070	2,070	4,140
PFAS Product Prohibition	Environmental	851	647	1,498	647	647	1,294
Air Toxins Reporting and Rulemaking	Environmental	-	-	-	-	1,400	1,400
Air Permits Modified	Environmental	-	-	-	-	140	140



<b>Appropriation Changes by Agency</b>	<b>Fund</b>	<b>FY 2024</b>	<b>FY 2025</b>	<b>FY 2024-25</b>	<b>FY 2026</b>	<b>FY 2027</b>	<b>FY 2026-27</b>
Increasing Data Staffing	Environmental	1,820	1,820	3,640	1,820	1,820	3,640
Industrial Stormwater Staffing	Environmental	700	700	1,400	700	700	1,400
Hazardous and Solid Waste Staffing	Environmental	420	420	840	420	420	840
Subsurface Sewage Treatment System Increase	Environmental	221	221	442	221	221	442
Emergency Readiness Response Staffing	Environmental	420	420	840	420	420	840
Environmental Career Pathways	Environmental	270	270	540	270	270	540
Biodegradable and Compostable Labeling	Environmental	-	35	35	68	68	136
Permitting and Environmental Review Staffing	Environmental	700	700	1,400	700	700	1,400
Financial Planning and Analysis Staffing	Environmental	360	360	720	360	360	720
Solid Waste Permitting Staffing	Environmental	1,120	1,120	2,240	1,120	1,120	2,240
Above Ground Storage Tank Program	Environmental	420	420	840	420	420	840
MN GreenCorps Investment	Environmental	650	650	1,300	650	650	1,300
Lead and Cadmium in Children's Products	Environmental	-	150	150	150	150	300
SCORE Grants	Environmental	3,400	3,500	6,900	3,600	3,700	7,300
Operating Increase	Remediation	3,599	4,481	8,080	4,481	4,481	8,962
PFAS Manufacturer Fee Task Force	Remediation	50	-	50	-	-	-
Contaminated Site Management	Remediation	1,400	1,400	2,800	1,400	1,400	2,800
Petroleum Tank Release Cleanup Report	Remediation	76	-	76	-	-	-
	State Gov						
Operating Increase	Special Revenue	10	15	25	15	15	30
Railroad Discharge Preparedness	Special Revenue	560	560	1,120	560	560	1,120
Local Climate Action Grants	Special Revenue	4,000	1,000	5,000	-	-	-
Uniform Tools for Brownfields Program	Special Revenue	95	95	190	95	95	190
Chloride Training Authority and Fee	Special Revenue	400	400	800	400	400	800

Appropriation Changes by Agency	Fund	FY 2024	FY 2025	FY 2024-25	FY 2026	FY 2027	FY 2026-27
<b>Total Pollution Control Agency</b>		<b>29,083</b>	<b>29,884</b>	<b>58,967</b>	<b>29,017</b>	<b>33,157</b>	<b>62,174</b>
<b>Department of Natural Resources</b>							
Operating Increase	Natural Resources	6,355	7,125	13,480	7,125	7,125	14,250
Water Recreation Increase	Natural Resources	6,600	6,600	13,200	6,600	6,600	13,200
Utility License Operations	Natural Resources	730	790	1,520	850	920	1,770
Water Resources Operations	Natural Resources	450	450	900	450	450	900
Voyageur Country ATV Trail	Natural Resources	750	-	750	-	-	-
Prospector ATV Trail	Natural Resources	700	-	700	-	-	-
Northwoods Regional ATV Trails	Natural Resources	250	250	500	-	-	-
Greater MN Parks and Trails Grants	Natural Resources	400	600	1,000	600	600	1,200
Outdoor for Underserved Grants	Natural Resources	400	600	1,000	600	600	1,200
Local Trails Grants	Natural Resources	160	160	320	160	160	320
Small Zoo Grants	Natural Resources	130	130	260	130	130	260
Operating Increase	Game and Fish	10,479	11,914	22,393	11,914	11,914	23,828

<b>Appropriation Changes by Agency</b>	<b>Fund</b>	<b>FY 2024</b>	<b>FY 2025</b>	<b>FY 2024-25</b>	<b>FY 2026</b>	<b>FY 2027</b>	<b>FY 2026-27</b>
No Child Left Inside	Game and Fish	500	500	1,000	500	500	1,000
Neonicotinoid Study	Game and Fish	767	-	767	-	-	-
Shooting Sports Facility Grants	Game and Fish	300	300	600	-	-	-
Native Fish Conservation	Game and Fish	134	134	268	134	134	268
Aquatic Invasive Species Research Center	Game and Fish	2,000	-	2,000	-	-	-
Metro Fish Stocking	Game and Fish	75	-	75	-	-	-
	Permanent						
Operating Increase	School	23	34	57	34	34	68
<b>Total Department of Natural Resources</b>		<b>31,203</b>	<b>29,587</b>	<b>60,790</b>	<b>29,097</b>	<b>29,167</b>	<b>58,264</b>
<b>Metropolitan Council – Regional Parks</b>							
	Natural						
Metro Parks Operations	Resources	1,500	1,500	3,000	1,500	1,500	3,000
<b>Total Metropolitan Council – Regional Parks</b>		<b>1,500</b>	<b>1,500</b>	<b>3,000</b>	<b>1,500</b>	<b>1,500</b>	<b>3,000</b>
<b>Minnesota Zoo</b>							
	Natural						
Operating Increase	Resources	65	65	130	65	65	130
<b>Total Minnesota Zoo</b>		<b>65</b>	<b>65</b>	<b>130</b>	<b>65</b>	<b>65</b>	<b>130</b>
<b>Total Non-general Fund Changes</b>		<b>64,378</b>	<b>67,890</b>	<b>132,268</b>	<b>66,383</b>	<b>69,093</b>	<b>135,476</b>

**Table 5 - Agriculture, Environment, and Natural Resources**  
**Revenue Changes Compared to Forecast**  
*(dollars in thousands)*

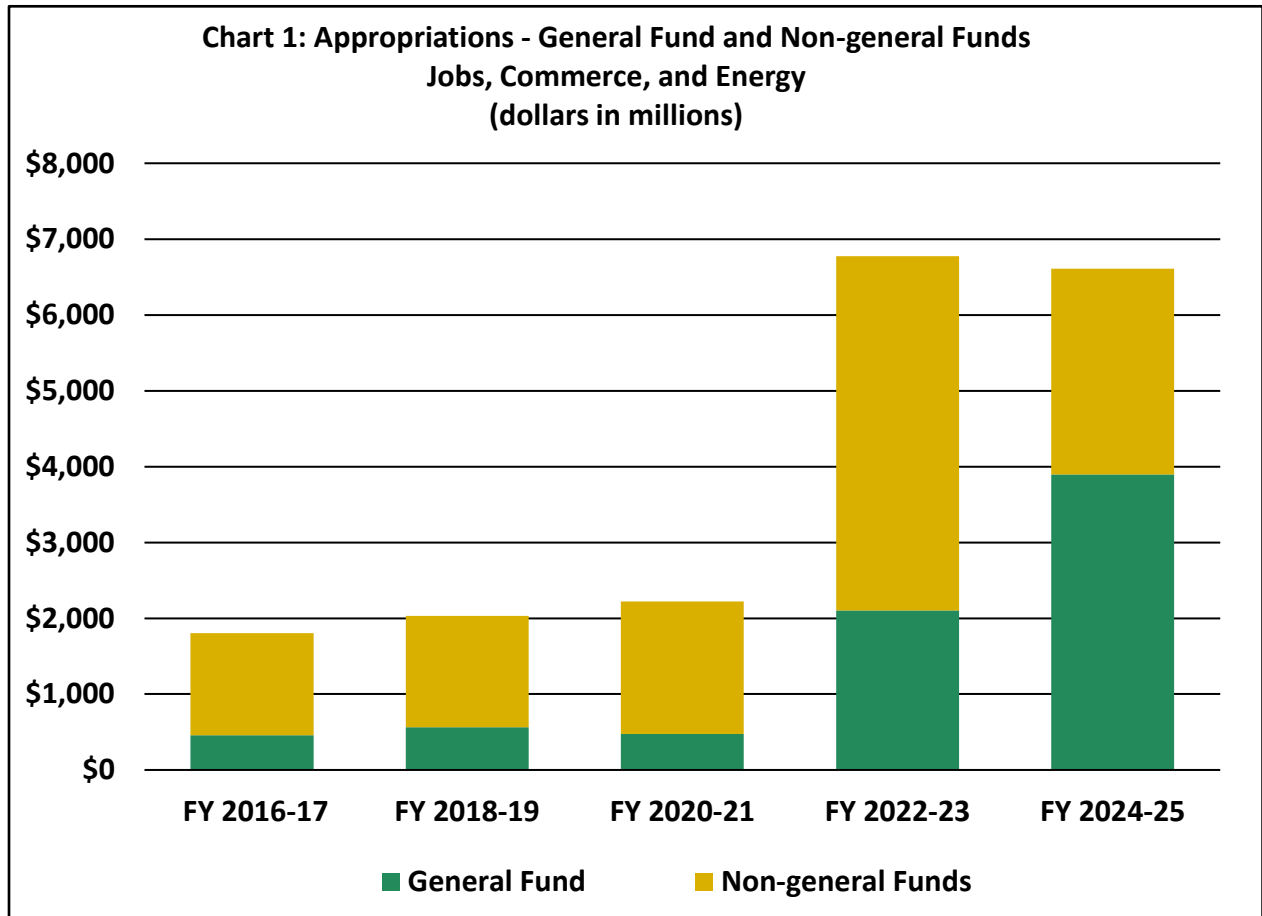
Revenue Changes by Agency	Fund	FY 2024	FY 2025	FY 2024-25	FY 2026	FY 2027	FY 2026-27
<b>Department of Agriculture</b>							
Food Licensing Modernization	Agriculture	3,827	3,827	7,654	3,827	3,827	7,654
Food Licensing Modernization (Transfer)	Agriculture	1,941	-	1,941	-	-	-
Food Retail Plan Review Fee Modernization	Agriculture	89	89	178	89	89	178
Grain Indemnity Fund	Agriculture	-	100	100	86	7,814	7,900
Grain Indemnity Fund (Transfer)	Agriculture	10,000	-	10,000	-	-	-
Agriculture Emergency Account (Transfer)	Agriculture	1,000	-	1,000	-	-	-
Noxious Weed Grants (Transfer)	Agriculture	150	150	300	-	-	-
Information Technology Modernization	Agriculture	615	615	1,230	615	615	1,230
Meat Processing Federal Match	Federal	75	75	150	75	75	150
Food Licensing Modernization	General	(3,827)	(3,827)	(7,654)	(3,827)	(3,827)	(7,654)
<b>Total Department of Agriculture</b>		<b>13,870</b>	<b>1,029</b>	<b>14,899</b>	<b>865</b>	<b>8,593</b>	<b>9,458</b>
<b>Pollution Control Agency</b>							
Air Monitoring Increase	Environmental	499	998	1,497	998	998	1,996
Air Emissions Permits Modified	Environmental	-	-	-	-	140	140
Cumulative Impacts	Environmental	-	-	-	-	2,500	2,500
Air Toxins Emissions Reporting	Environmental	-	-	-	-	1,400	1,400
Local Climate Action Grants	Renewable Development	(2,000)	(1,000)	(3,000)	-	-	-
Local Climate Action Grants	Special Revenue	2,000	1,000	3,000	-	-	-

Revenue Changes by Agency	Fund	FY 2024	FY 2025	FY 2024-25	FY 2026	FY 2027	FY 2026-27
Chloride Training Fee	Special Revenue	400	400	800	400	400	800
<b>Total Pollution Control Agency</b>		<b>899</b>	<b>1,398</b>	<b>2,297</b>	<b>1,398</b>	<b>5,438</b>	<b>6,836</b>
<b>Department of Natural Resources</b>							
Updating Utility License Fees	Natural Resources	730	790	1,520	850	920	1,770
Water Permit Fee Increase	Natural Resources	1,700	1,700	3,400	1,700	1,700	3,400
Watercraft Registration Increase	Natural Resources	6,000	8,800	14,800	8,800	8,800	17,600
State Lands Sales	Natural Resources	572	-	572	-	-	-
Military Non-Resident Spouse Fishing License	Game and Fish	(36)	(31)	(67)	(31)	(31)	(62)
Turtle License Changes	Game and Fish	(5)	(5)	(10)	(5)	(5)	(10)
<b>Total Department of Natural Resources</b>		<b>8,961</b>	<b>11,254</b>	<b>20,215</b>	<b>11,314</b>	<b>11,384</b>	<b>22,698</b>
<b>Total Revenue Changes for Budget Area</b>		<b>23,730</b>	<b>13,681</b>	<b>37,411</b>	<b>13,577</b>	<b>25,415</b>	<b>38,992</b>

**CHAPTER 8**  
**JOBS, COMMERCE, AND ENERGY**

Chapters 37, 53, 57, and 60 enacted the majority of FY 2024-25 appropriations for the Jobs, Commerce, and Energy budget area. [Chapter 37](#) appropriated funds for the Housing Finance Agency (HFA). [Chapter 53](#), the Omnibus Jobs, Economic Development, Labor, and Industry Act, contained FY 2024-25 appropriations for the Department of Labor and Industry (DLI), the Department of Employment and Economic Development (DEED), and several other state agencies. [Chapter 57](#), the Omnibus Commerce and

Consumer Protection Act, contained FY 2024-25 appropriations for several state agencies, but primarily for the Department of Commerce. [Chapter 60](#) contained appropriations for the Department of Commerce’s Division of Energy Resources and for the Public Utilities Commission (PUC). Additional chapters of law that enacted significant FY 2024-25 appropriations under this jurisdiction are noted in the sections below.



<b>Table 1 - Jobs, Commerce, and Energy</b>					
<b>Appropriations - General Fund and Non-general Funds</b>					
<i>(dollars in thousands)</i>					
<b>Fund</b>	<b>FY 2016-17</b>	<b>FY 2018-19</b>	<b>FY 2020-21</b>	<b>FY 2022-23</b>	<b>FY 2024-25</b>
General Fund	459,040	561,789	473,404	2,103,425	3,898,188
Non-general Funds	1,346,586	1,469,476	1,747,786	4,670,621	2,709,880
<b>Total</b>	<b>1,805,626</b>	<b>2,031,265</b>	<b>2,221,190</b>	<b>6,774,046</b>	<b>6,608,068</b>
<b><u>Change vs Previous Biennium</u></b>					
General Fund	n/a	102,749	(88,385)	1,630,021	1,794,763
Percent Change	n/a	22.4%	-15.7%	344.3%	85.3%
All Funds	n/a	225,639	189,925	4,552,856	(165,978)
Percent Change	n/a	12.5%	9.4%	205.0%	-2.5%

Chart 1 and Table 1 display Jobs, Commerce, and Energy appropriations since FY 2016-17 and divide each biennium between the General Fund and non-general funds. As shown in Table 2b, the enacted all funds budget in FY 2024-25 increased \$3.5 billion, or 112 percent, more than the February 2023 forecast, and decreased \$166 million, or 2.5 percent, less than FY 2022-23. General Fund appropriations in FY 2024-25 totaled \$3.9 billion, an increase of \$3.2 billion, or 439 percent, more than the February 2023 forecast, and an increase of \$1.8 billion, or 85.3 percent, above FY 2022-23 appropriations.

**Jobs and Economic Development**

Chapter 53 largely contained appropriations establishing the Jobs and Economic Development FY 2024-25 budget, providing funding for DEED, the Iron Range Resources and Rehabilitation Board, and the Public Facilities Authority (PFA). General Fund budget highlights enacted in Chapter 53 included:

- a one-time transfer of \$400 million in FY 2024 to the Minnesota forward fund account to match funds for federal programs;
- one-time appropriations of \$95 million for grants and \$30.3 million for loans in FY 2024-25 for the Providing Resources and Opportunity and Maximizing Investments in Striving Entrepreneurs (PROMISE) Act; and

- appropriations totaling \$50 million in FY 2024-25 for grants under the targeted populations workforce program.

Other enacted budget highlights for FY 2024-25 included:

- additional unemployment benefits to workers in the iron ore mining industry, which affected the Unemployment Insurance Fund but did not make any direct appropriations (Chapter 2);
- a one-time appropriation of \$240 million from the General Fund to the PFA to provide grants to replace lead service lines (Chapter 39);
- a one-time transfer of \$125 million from the General Fund to the border-to-border broadband fund account in the Special Revenue Fund, a \$100 million increase compared to the February 2023 forecast (Chapter 43); and
- appropriations of \$12 million from the General Fund to DEED for CanNavigate grants, CanStartup loans, and CanTrain grants related to legalizing adult-use cannabis (Chapter 63).

In addition, Chapter 59 established the paid family and medical leave (PFML) program within DEED, including a FY 2024 transfer of \$668.3 million from the General Fund to the family and medical benefit insurance (FMBI) account in the Special Revenue Fund, from which appropriations were made to DEED and other state agencies in FY 2024 for program startup and operation costs. The PFML program will provide employees with up to 12 weeks paid leave for a qualifying

event related to family leave or a serious health condition.

Beginning in FY 2026, the PFML program will require all employers in the state to pay a 0.7 percent annual premium on employee taxable wages, of which employers must pay a minimum of 50 percent and may deduct the remainder from employee wages. Premiums will be deposited into the FMBI account and then appropriated to DEED for benefit payments and administration of the program. In FY 2026-27, the program will collect an estimated \$2.1 billion in premium revenue and provide an estimated \$1.8 billion in benefits.

### **Labor and Industry**

The majority of the DLI appropriations were enacted in Chapter 53. The appropriation highlights included:

- \$6.1 million from the Workers' Compensation Fund, as part of DLI's operating budget increase, to reorganize its technology services for the Workers' Compensation Division;
- \$3.2 million from the Workforce Development Fund for prevailing wage enforcement;
- \$3 million from the Workforce Development Fund for apprenticeship programs in clean economy occupations; and
- \$3.7 million from the General Fund for earned sick and safe time enforcement.



## Commerce and Consumer Protection

Chapter 57 enacted a large portion of the Department of Commerce's FY 2024-25 budget. The General Fund budget highlights enacted in Chapter 57 included:

- \$3.4 million appropriated from the General Fund for staffing and operations of the Department of Commerce's Insurance Division;
- \$1.1 million appropriated from the General Fund to prohibit excessive price increases on prescription drugs; and
- a \$275.8 million one-time transfer in FY 2026 from the premium security plan account in the Special Revenue Fund to the General Fund. Operation of the Minnesota Premium Security Plan, also known as the reinsurance program, no longer requires the previously estimated amount of state resources, due to diminished program demand estimates and greater than anticipated federal funds. The transfer reduced the account balance but a sufficient amount remained to operate the program through FY 2026.

Chapter 63 created the Office of Cannabis Management (OCM), the primary regulatory body for legalized adult-use cannabis. FY 2024-25 appropriations to OCM include \$36.6 million to implement a regulatory framework for cannabis, \$2 million for the CanGrow revolving loan program, and \$1 million for CanRenew community renewal grants.

## Housing Finance Agency

Chapter 37 appropriated \$1.1 billion in FY 2024-25 from the General Fund to the Housing Finance Authority. Budget highlights enacted in Chapter 37 included:

- \$95 million for a one-time increase in the economic development and housing challenge program;
- \$200 million one-time for housing infrastructure grants;
- \$150 million one-time for two new programs that would provide down payment assistance for first-generation homebuyers;
- \$90 million one-time for grants to local governments to make improvements to naturally occurring affordable housing (NOAH);
- \$46 million for a statewide rent assistance program for low-income renters that do not receive federal rent assistance;
- \$50 million one-time for grants to non-profit organizations that have experienced significant detrimental financial effects due to recent economic and social conditions; and
- establishment of a 0.25 percent sales tax for counties in the metropolitan area, generating \$353.2 million in FY 2024-25 and \$391.4 million in FY 2026-27 and allocated as follows: 25 percent to the Housing Finance Agency for the rent assistance program, 25 percent to metropolitan cities for their housing programs, and 50 percent to

metropolitan counties for their housing programs.

Other enacted budget highlights for the Housing Finance Agency included:

- \$40 million one-time in FY 2024 from the General Fund for grants and loans under the workforce and affordable homeownership development program (Chapter 64) and
- \$50 million one-time in FY 2023 from the General Fund for the family homeless prevention and assistance program (Chapter 20).

### **Energy and Utilities**

Chapter 60 contained appropriations for the PUC and the Department of Commerce's Division of Energy Resources, chiefly from the General Fund and the renewable development account in the Special Revenue Fund.

The highlights of the FY 2024-25 appropriations enacted in Chapter 60 included:

- \$15 million from the General Fund and \$14.3 million from the renewable development account for grants to public schools to install solar energy systems;
- \$38.7 million from the General Fund for grants to install weatherization measures in residential buildings;

- \$15 million one-time for a grant to increase the capacity and improve the reliability of an existing high-voltage transmission line that runs between Minnesota and North Dakota;
- \$6 million one-time from the General Fund and \$7 million one-time from the renewable development account in FY 2024 for rebates to install residential heat pumps;
- \$3 million one-time from the General Fund and \$3.5 million one-time from the renewable development account for rebates to upgrade residential electric panels;
- \$5 million one-time from the General Fund and \$10.7 million one-time from the renewable development account for the electric vehicle rebate program; and
- \$20 million one-time from the General Fund to the Climate Innovation Finance Authority to provide low-interest loans for renewable energy projects.

[Chapter 24](#) appropriated \$115 million in FY 2023 from the General Fund to provide matching funds for federal renewable energy grants. Chapter 53 transferred an additional \$75 million in FY 2024-25 from the General Fund to the state competitiveness fund account in the Special Revenue Fund for this purpose.

**Table 2a - Jobs, Commerce, and Energy**  
**All Funds Biennial Spending/Appropriations by Agency and Fund**  
*(dollars in thousands)*

Agency/Fund	FY 2022-23 Spending*	FY 2024-25 Forecast Base	FY 2024-25 Enacted Budget	Change: Enacted - FY 2022-23	Change: Enacted - Fcst. Base
<b>Department of Employment and Economic Development</b>					
General Fund	882,453	281,506	855,109	(27,344)	573,603
Renewable Development Account	8,353	-	-	(8,353)	-
Petroleum Tank Release Cleanup Fund	12,782	18,400	18,400	5,618	-
Workforce Development Fund	81,082	46,474	60,554	(20,528)	14,080
Gift Fund	729	899	899	170	-
Remediation Fund	2,597	1,400	1,400	(1,197)	-
Special Revenue Fund	160,617	114,878	215,578	54,961	100,700
State Fiscal Recovery Fund	2,328,223	750	750	(2,327,473)	-
Climate and Economic Development Fund	-	-	8,000	8,000	8,000
Coronavirus Relief Fund	12,822	-	-	(12,822)	-
Expenses in Multiple Funds	(41,147)	(50,133)	(50,133)	(8,986)	-
Federal Fund	797,507	911,710	911,710	114,203	-
<b>Total DEED</b>	<b>4,246,018</b>	<b>1,325,884</b>	<b>2,022,267</b>	<b>(2,223,751)</b>	<b>696,383</b>
<b>Department of Labor and Industry</b>					
General Fund	22,487	6,958	16,654	(5,833)	9,696

<b>Agency/Fund</b>	<b>FY 2022-23 Spending*</b>	<b>FY 2024-25 Forecast Base</b>	<b>FY 2024-25 Enacted Budget</b>	<b>Change: Enacted - FY 2022-23</b>	<b>Change: Enacted - Fcst. Base</b>
Construction Code Fund	68,595	70,931	72,269	3,674	1,338
Special Revenue Fund	17,726	18,416	18,446	720	30
Workers' Compensation Fund	99,266	103,098	120,105	20,839	17,007
Workforce Development Fund	6,796	6,244	16,676	9,880	10,432
State Fiscal Recovery Fund	100	-	-	(100)	-
Expenses in Multiple Funds	(11,736)	(12,840)	(12,840)	(1,104)	-
Federal Fund	12,999	11,438	11,438	(1,561)	-
<b>Total Department of Labor and Industry</b>	<b>216,233</b>	<b>204,245</b>	<b>242,748</b>	<b>26,515</b>	<b>38,503</b>
<b>Bureau of Mediation Services</b>					
General Fund	4,782	4,580	7,496	2,714	2,916
<b>Total Bureau of Mediation Services</b>	<b>4,782</b>	<b>4,580</b>	<b>7,496</b>	<b>2,714</b>	<b>2,916</b>
<b>Workers' Compensation Court of Appeals</b>					
Workers' Compensation Fund	4,566	4,566	5,146	580	580
<b>Total Workers' Compensation Court of Appeals</b>	<b>4,566</b>	<b>4,566</b>	<b>5,146</b>	<b>580</b>	<b>580</b>
<b>Public Facilities Authority</b>					
<u>Special Revenue Fund</u>	<u>1,052</u>	<u>549</u>	<u>549</u>	<u>(503)</u>	-
Subtotal for Public Facilities Authority	1,052	549	549	(503)	-
<i>Environment Trust/Legacy Funds</i>					

Agency/Fund	FY 2022-23 Spending*	FY 2024-25 Forecast Base	FY 2024-25 Enacted Budget	Change: Enacted - FY 2022-23	Change: Enacted - Fcst. Base
<u>Clean Water Fund</u>	<u>24,899</u>	-	<u>16,700</u>	<u>(8,199)</u>	<u>16,700</u>
<i>Subtotal Environment Trust/Legacy Funds</i>	<i>24,899</i>	-	<i>16,700</i>	<i>(8,199)</i>	<i>16,700</i>
<b>Total Public Facilities Authority</b>	<b>25,951</b>	<b>549</b>	<b>17,249</b>	<b>(8,702)</b>	<b>16,700</b>
<b>Board of Iron Range Resources and Rehabilitation</b>					
General Fund	5,169	5,067	5,067	(102)	-
Iron Range Resources Fund	94,704	91,914	105,544	10,840	13,630
Douglas J Johnson Economic Protection Trust Fund	27,500	20,256	20,256	(7,244)	-
<b>Total Board of Iron Range Resources and Rehabilitation</b>	<b>127,373</b>	<b>117,237</b>	<b>130,867</b>	<b>3,494</b>	<b>13,630</b>
<b>Department of Commerce</b>					
General Fund	187,763	63,560	187,965	202	124,405
Renewable Development Account	39,493	33,785	102,773	63,280	68,988
Petroleum Tank Release Cleanup Fund	14,578	19,682	19,743	5,165	61
Workers' Compensation Special Fund	1,522	1,522	1,603	81	81
Special Revenue Fund	189,511	318,680	358,937	169,426	40,257
Climate and Economic Development Fund	-	-	11,250	11,250	11,250
Expenses in Multiple Funds	(2,738)	(3,150)	(3,150)	(412)	-
Federal Fund	647,712	601,527	601,527	(46,185)	-
<b>Total Department of Commerce</b>	<b>1,077,841</b>	<b>1,035,606</b>	<b>1,280,648</b>	<b>202,807</b>	<b>245,042</b>

Agency/Fund	FY 2022-23 Spending*	FY 2024-25 Forecast Base	FY 2024-25 Enacted Budget	Change: Enacted - FY 2022-23	Change: Enacted - Fcst. Base
<b>Public Utilities Commission</b>					
General Fund	16,499	16,628	21,854	5,355	5,226
Special Revenue Fund	3,403	4,250	4,250	847	-
<b>Total Public Utilities Commission</b>	<b>19,902</b>	<b>20,878</b>	<b>26,104</b>	<b>6,202</b>	<b>5,226</b>
<b>Climate Innovation Finance Authority</b>					
General Fund	-	-	20,000	20,000	20,000
Climate and Economic Development Fund	-	-	500	500	500
<b>Total Climate Innovation Finance Authority</b>	<b>-</b>	<b>-</b>	<b>20,500</b>	<b>20,500</b>	<b>20,500</b>
<b>Office of Cannabis Management</b>					
General Fund	-	-	39,567	39,567	39,567
Special Revenue Fund	-	-	11,000	11,000	11,000
<b>Total Office of Cannabis Management</b>	<b>-</b>	<b>-</b>	<b>50,567</b>	<b>50,567</b>	<b>50,567</b>
<b>Housing Finance Agency</b>					
General Fund	175,596	115,596	1,105,396	929,800	989,800
State Fiscal Recovery Fund	12,000	-	-	(12,000)	-
<b>Total Housing Finance Agency</b>	<b>187,596</b>	<b>115,596</b>	<b>1,105,396</b>	<b>917,800</b>	<b>989,800</b>
<b>MMB Non-Operating</b>					
General Fund	8,584	-	1,409,615	1,401,031	1,409,615
<b>Total MMB Non-Operating</b>	<b>8,584</b>	<b>-</b>	<b>1,409,615</b>	<b>1,401,031</b>	<b>1,409,615</b>
<b>Transfer to Premium Security Account</b>					
General Fund	300,092	229,465	229,465	(70,627)	-
<b>Total Transfer to Premium Security Account</b>	<b>300,092</b>	<b>229,465</b>	<b>229,465</b>	<b>(70,627)</b>	<b>-</b>

Agency/Fund	FY 2022-23 Spending*	FY 2024-25 Forecast Base	FY 2024-25 Enacted Budget	Change: Enacted - FY 2022-23	Change: Enacted - Fcst. Base
<b>Dislocated Worker Program</b>					
Workforce Development Fund	55,108	60,000	60,000	4,892	-
<b>Total Dislocated Worker Program</b>	<b>55,108</b>	<b>60,000</b>	<b>60,000</b>	<b>4,892</b>	-
<b>Frontline Worker Aid</b>					
General Fund	500,000	-	-	(500,000)	-
<b>Total Frontline Worker Aid</b>	<b>500,000</b>	-	-	<b>(500,000)</b>	-

*\*As adjusted by FY 2023 changes made by the 2023 Legislature, if any.*

**Table 2b - Jobs, Commerce, and Energy**  
**All Funds Biennial Spending/Appropriations by Budget Area and Fund**  
*(dollars in thousands)*

Fund	FY 2022-23 Spending*	FY 2024-25 Forecast Base	FY 2024-25 Enacted Budget	Change: Enacted - FY 2022-23	Change: Enacted - Fcst. Base
<b>Jobs, Commerce, and Energy - All Agencies</b>					
General Fund	2,103,425	723,360	3,898,188	1,794,763	3,174,828
Renewable Development Account	47,846	33,785	102,773	54,927	68,988
Petroleum Tank Release Cleanup Fund	27,360	38,082	38,143	10,783	61
Workforce Development Fund	142,985	112,718	137,230	(5,755)	24,512
Gift Fund	729	899	899	170	-
Construction Code Fund	68,595	70,931	72,269	3,674	1,338
Remediation Fund	2,597	1,400	1,400	(1,197)	-
Special Revenue Fund	372,310	456,773	608,760	236,450	151,987
Workers' Compensation Special Fund	105,354	109,186	126,854	21,500	17,668
State Fiscal Recovery Fund	2,340,323	750	750	(2,339,573)	-
Climate and Economic Development Fund	-	-	19,750	19,750	19,750
Coronavirus Relief Fund	12,822	-	-	(12,822)	-
Iron Range Resources Fund	94,704	91,914	105,544	10,840	13,630
Douglas J Johnson Economic Protection Trust Fund	27,500	20,256	20,256	(7,244)	-
Expenses in Multiple Funds	(55,621)	(66,123)	(66,123)	(10,502)	-
<u>Federal Fund</u>	<u>1,458,218</u>	<u>1,524,675</u>	<u>1,524,675</u>	<u>66,457</u>	<u>-</u>



<b>Fund</b>	<b>FY 2022-23 Spending*</b>	<b>FY 2024-25 Forecast Base</b>	<b>FY 2024-25 Enacted Budget</b>	<b>Change: Enacted - FY 2022-23</b>	<b>Change: Enacted - Fcst. Base</b>
Subtotal for Non-Dedicated Funds	6,749,147	3,118,606	6,591,368	(157,779)	3,472,762
<i>Environment Trust/Legacy Funds</i>					
<u>Clean Water Fund</u>	<u>24,899</u>	<u>-</u>	<u>16,700</u>	<u>(8,199)</u>	<u>16,700</u>
<i>Subtotal Environment Trust/Legacy Funds</i>	<i>24,899</i>	<i>-</i>	<i>16,700</i>	<i>(8,199)</i>	<i>16,700</i>
<b>Total for Budget Area</b>	<b>6,774,046</b>	<b>3,118,606</b>	<b>6,608,068</b>	<b>(165,978)</b>	<b>3,489,462</b>
<b>Percent Change</b>				<b>-2.5%</b>	<b>111.9%</b>
<b>General Fund Percent of All Funds</b>	<b>31.1%</b>	<b>23.2%</b>	<b>59.0%</b>		

*\*As adjusted by FY 2023 changes made by the 2023 Legislature, if any.*

**Table 3 - Jobs, Commerce, and Energy**  
**General Fund Changes Compared to Forecast**  
*(dollars in thousands)*

<b>Appropriation Changes by Agency</b>	<b>FY 2024</b>	<b>FY 2025</b>	<b>FY 2024-25</b>	<b>FY 2026</b>	<b>FY 2027</b>	<b>FY 2026-27</b>
<b>Department of Employment and Economic Development</b>						
Greater MN BDPI	500	500	1,000	500	500	1,000
Small Business Development Center Support	500	500	1,000	500	500	1,000
MNSBIR Inc.	500	500	1,000	-	-	-
Expanding Opportunity Fund	10,000	-	10,000	-	-	-
Small Business Partnership	5,000	5,000	10,000	1,300	1,300	2,600
Community Energy Transition Grant	5,000	5,000	10,000	-	-	-
Rural Policy and Development Center	250	250	500	-	-	-
Local Community Child Care	5,000	5,000	10,000	-	-	-
Office of Child Care Community Partnerships	500	500	1,000	500	500	1,000
Childcare MN Initiative Foundations	2,500	2,500	5,000	-	-	-
Redevelopment Grant Program	2,000	2,000	4,000	-	-	-
PROMISE Act Grants	47,475	47,475	94,950	-	-	-
PROMISE Act Loans	15,150	15,150	30,300	-	-	-
Community Wealth Building Grants	1,500	1,500	3,000	-	-	-
Airport Infrastructure Renewal	(500)	(500)	(1,000)	(500)	(500)	(1,000)
Expo 2027 Support	5,000	-	5,000	-	-	-
Neighborhood Development Center	4,000	1,000	5,000	-	-	-
Emerging Developer Fund Program	5,000	-	5,000	-	-	-
Canadian Border Counties Relief	5,000	-	5,000	-	-	-

<b>Appropriation Changes by Agency</b>	<b>FY 2024</b>	<b>FY 2025</b>	<b>FY 2024-25</b>	<b>FY 2026</b>	<b>FY 2027</b>	<b>FY 2026-27</b>
African Economic Development Solutions	1,000	1,000	2,000	-	-	-
Latino Economic Development Center	1,500	1,500	3,000	-	-	-
Community and Economic Development Associates	627	-	627	-	-	-
Women Venture	2,000	-	2,000	-	-	-
African Career Education and Resources	2,000	-	2,000	-	-	-
African Development Center	5,000	-	5,000	-	-	-
Initiative Foundations	7,000	-	7,000	-	-	-
Enterprise MN: Small Business Growth	500	500	1,000	-	-	-
PFund Foundation	375	375	750	-	-	-
Quorum	125	125	250	-	-	-
Metropolitan Economic Development Association	5,000	-	5,000	-	-	-
MN-Based Auto. Component Manufacturer	2,500	2,500	5,000	-	-	-
Latino Chamber of Commerce	125	125	250	-	-	-
South Saint Paul American Legion Site	175	-	175	-	-	-
LatinoLEAD	250	-	250	-	-	-
Neighborhood Development Center: Small Business Grants	80	-	80	-	-	-
Center for Economic Inclusion	3,000	-	3,000	-	-	-
Asian Economic Development Association	500	500	1,000	-	-	-
Isuroon	500	500	1,000	-	-	-
Targeted Population Workforce Program	25,000	25,000	50,000	1,275	1,275	2,550
Drive for 5 Workforce Fund	10,000	10,000	20,000	-	-	-
Youthbuild	1,093	1,093	2,186	-	-	-
MN Youth Program	4,511	4,511	9,022	-	-	-

<b>Appropriation Changes by Agency</b>	<b>FY 2024</b>	<b>FY 2025</b>	<b>FY 2024-25</b>	<b>FY 2026</b>	<b>FY 2027</b>	<b>FY 2026-27</b>
Office of New Americans	750	750	1,500	750	750	1,500
Teen Teamworks	750	750	1,500	-	-	-
Avivo	900	900	1,800	-	-	-
Getting to Work	1,000	1,000	2,000	-	-	-
30,000 Feet	400	400	800	-	-	-
Boys and Girls Club of Central Minnesota	463	-	463	-	-	-
Alliance of Boys and Girls Clubs	1,000	1,000	2,000	-	-	-
Owatonna Learn to Earn	1,000	-	1,000	-	-	-
MN Family Resiliency	250	250	500	-	-	-
East Side Neighborhood	600	600	1,200	-	-	-
COPAL	500	500	1,000	-	-	-
Propel Nonprofits	2,000	2,000	4,000	-	-	-
FATHER Project	1,000	1,000	2,000	-	-	-
ProStart	250	-	250	-	-	-
MN Diversified Industries (MDI)	450	450	900	-	-	-
MDI Career Skills	1,000	-	1,000	-	-	-
Summit Academy OIC	1,264	1,264	2,528	-	-	-
MICC	500	500	1,000	-	-	-
Clean Economy Equitable Workforce	1,000	2,000	3,000	-	-	-
Online Hospitality Training Program	350	25	375	25	25	50
Robotics Team and STEM Internships	3,000	-	3,000	-	-	-
Sanneh Foundation	750	750	1,500	-	-	-
Hmong American Partnerships	1,000	1,000	2,000	-	-	-
CLUES	1,000	1,000	2,000	-	-	-

<b>Appropriation Changes by Agency</b>	<b>FY 2024</b>	<b>FY 2025</b>	<b>FY 2024-25</b>	<b>FY 2026</b>	<b>FY 2027</b>	<b>FY 2026-27</b>
All Square	300	300	600	-	-	-
Redemption Project	1,000	1,000	2,000	-	-	-
Greater Twin Cities United Way	500	500	1,000	-	-	-
CAP of Hennepin County	3,000	3,000	6,000	-	-	-
Mind the G.A.P.P.	750	750	1,500	-	-	-
International Institute	550	550	1,100	-	-	-
American Indian OIC	500	500	1,000	-	-	-
Owatonna and Steele County Workforce	275	275	550	-	-	-
Black Women's Wealth Alliance	589	588	1,177	-	-	-
Abijahs on the Backside	250	250	500	-	-	-
Ramsey County Milestone Program	500	500	1,000	-	-	-
Ramsey County Pathway Program	500	500	1,000	-	-	-
Social Kitchen	200	200	400	-	-	-
MN Grocers Association Foundation	100	100	200	-	-	-
Twin Cities Rise	1,200	1,200	2,400	-	-	-
Bridges to Healthcare	750	750	1,500	-	-	-
Big Brothers Big Sisters	500	500	1,000	-	-	-
Youthprise	3,000	3,000	6,000	-	-	-
MN YWCA Minneapolis	350	350	700	-	-	-
Emerge	500	500	1,000	-	-	-
Better Futures	425	425	850	-	-	-
Pillsbury United Communities	500	500	1,000	-	-	-
Project for Pride in Living	500	500	1,000	-	-	-
YMCA of the North	300	300	600	-	-	-

Appropriation Changes by Agency	FY 2024	FY 2025	FY 2024-25	FY 2026	FY 2027	FY 2026-27
Al Maa'uun	500	500	1,000	-	-	-
CAIRO	500	500	1,000	-	-	-
CMCEO	500	500	1,000	-	-	-
Stairstep Foundation	270	270	540	-	-	-
Building Strong Communities	400	400	800	-	-	-
Prevailing Wage Staff	150	150	300	150	150	300
MNCAPD, Roots Connect, FRAYEO	250	250	500	-	-	-
Southeast Simulation Center (GRAUC)	250	250	500	-	-	-
MN Association of Black Lawyers	350	350	700	-	-	-
POPLI	2,000	-	2,000	-	-	-
Task Force on Youth Interventions	500	-	500	-	-	-
Operating Increase; General Support Services	4,000	4,000	8,000	2,000	2,000	4,000
Workforce Digital Transformation	10,000	-	10,000	-	-	-
Extended Employment Services Provider Rate	2,500	2,500	5,000	2,500	2,500	5,000
Employee Support Persons with Mental Illness	2,500	2,500	5,000	-	-	-
Centers for Independent Living	4,000	4,000	8,000	-	-	-
State Services for the Blind	2,000	2,000	4,000	2,000	2,000	4,000
Employer Reasonable Accommodation Program	2,000	2,000	4,000	-	-	-
Destination Medical Center Statutory Increase	3,000	3,000	6,000	3,000	3,000	6,000
Staffing for Freight Network Tool	30	-	30	-	-	-
Minneapolis Acquisition of 28th Street East and Longfellow	2,000	-	2,000	-	-	-
Minneapolis Lake Street Corridor	8,000	-	8,000	-	-	-
Adult-use Cannabis - Business Development	1,000	1,000	2,000	1,000	1,000	2,000
Adult-use Cannabis - Revolving Loan	3,000	3,000	6,000	3,000	3,000	6,000

<b>Appropriation Changes by Agency</b>	<b>FY 2024</b>	<b>FY 2025</b>	<b>FY 2024-25</b>	<b>FY 2026</b>	<b>FY 2027</b>	<b>FY 2026-27</b>
Adult-use Cannabis - Training Programs	2,000	2,000	4,000	2,000	2,000	4,000
Border-to-Border Broadband Grants	50,000	50,000	100,000	-	-	-
Staffing for Freight Network Tool (FY 2023 Cancellation)	(30)	-	(30)	-	-	-
Windom Disaster Relief (FY 2023)	13,000	-	13,000	-	-	-
<b>Total DEED</b>	<b>340,122</b>	<b>246,451</b>	<b>586,573</b>	<b>20,000</b>	<b>20,000</b>	<b>40,000</b>
<b>Department of Labor and Industry</b>						
Nursing and Lactating Mothers Outreach and Enforcement	100	100	200	100	100	200
Operating Increase	465	530	995	530	599	1,129
Nursing Home Workforce Standards Board Creation and Rulemaking	661	357	1,018	404	357	761
Veterans' Benefits Workplace Poster	27	-	27	-	-	-
Safe Workplaces for Meat and Poultry Processing Workers	225	169	394	169	169	338
MN OSHA - Ergonomic Injury Safety Grants	2,000	-	2,000	-	-	-
Combative Sports Health and Safety Improvements	243	254	497	254	254	508
Earned Sick and Safe Time Enforcement	1,445	2,209	3,654	1,899	1,899	3,798
Earned Sick and Safe Time - Community Organization Grants	300	300	600	-	-	-
Dual-Training Programs for Cannabis	116	123	239	123	123	246
Keeping Nurses at the Bedside	-	72	72	72	72	144
<b>Total Department of Labor and Industry</b>	<b>5,582</b>	<b>4,114</b>	<b>9,696</b>	<b>3,551</b>	<b>3,573</b>	<b>7,124</b>

<b>Appropriation Changes by Agency</b>	<b>FY 2024</b>	<b>FY 2025</b>	<b>FY 2024-25</b>	<b>FY 2026</b>	<b>FY 2027</b>	<b>FY 2026-27</b>
<b>Bureau of Mediation Services</b>						
Public Employee Relations Board	750	750	1,500	750	750	1,500
Operating Increase	667	749	1,416	749	749	1,498
<b>Total Bureau of Mediation Services</b>	<b>1,417</b>	<b>1,499</b>	<b>2,916</b>	<b>1,499</b>	<b>1,499</b>	<b>2,998</b>
<b>Department of Commerce</b>						
Operating Increase	862	1,698	2,560	1,708	1,708	3,416
Operating Costs - Administrative Services	-	-	-	115	115	230
Senior Safe; Fraud Prevention Program Staffing	249	249	498	249	249	498
Prescription Drug Affordability Act	568	537	1,105	500	500	1,000
Exodus Lending Grants	350	150	500	-	-	-
Intermediate Blends of Gasoline and Biofuel Report	12	12	24	12	12	24
CFB Body Worn Cameras	41	21	62	21	21	42
Mental Health Parity and Substance Abuse Office	-	100	100	225	225	450
Student Loan Advocate	197	197	394	197	197	394
NCOIL Membership	20	20	40	-	-	-
Standardized Plans	136	136	272	136	136	272
Free Primary Care for Minnesota Study	318	318	636	-	-	-
Insurance Division Staffing and Operations	1,603	1,790	3,393	1,800	1,800	3,600
Psychiatric Collaborative Care Model	42	42	84	42	42	84
Existing Statutory Health Mandates Report	25	25	50	25	25	50
Adult-use Cannabis - Energy Standards	82	82	164	82	82	164
Adult-use Cannabis - Staffing for Inspections	445	1,011	1,456	1,259	1,438	2,697
Operating Increase - Energy Resources	1,444	1,621	3,065	1,621	1,621	3,242



<b>Appropriation Changes by Agency</b>	<b>FY 2024</b>	<b>FY 2025</b>	<b>FY 2024-25</b>	<b>FY 2026</b>	<b>FY 2027</b>	<b>FY 2026-27</b>
Dispute Resolution with Utilities	77	77	154	77	77	154
Community Solar Garden Modifications	961	961	1,922	961	961	1,922
Transportation Electrification Plan	-	164	164	164	164	328
Solar for Schools	15,000	-	15,000	-	-	-
Pre-Weatherization and Workforce Training	20,000	18,737	38,737	3,199	3,199	6,398
Strengthen MN Homes - Home Improvement Grants	500	500	1,000	-	-	-
Clean Energy Resource Teams	500	500	1,000	500	500	1,000
High Voltage Transmission Line to North Dakota	15,000	-	15,000	-	-	-
MN Energy Alley	3,000	-	3,000	-	-	-
Anoka Rum River Dam Feasibility Study	500	-	500	-	-	-
Residential Electric Panel Grants	3,000	-	3,000	-	-	-
Benchmarking Energy Use Data	1,807	301	2,108	301	301	602
Heat Pump Rebate Program	6,000	-	6,000	-	-	-
Electric Vehicle Rebates	5,000	-	5,000	-	-	-
Electric Vehicle Dealer Certification	1,000	-	1,000	-	-	-
On-Site Energy Storage Systems	3,000	-	3,000	-	-	-
Feasibility Study Battery Storage MN Iron Ore	500	-	500	-	-	-
Electric Grid Resiliency Grants	5,300	-	5,300	-	-	-
Electric School Bus Grants	6,000	-	6,000	-	-	-
Tribal Advocacy Council on Energy Administration	300	-	300	-	-	-
Community Solar Garden Study	300	-	300	-	-	-
Air Ventilation Program Grants	1,000	-	1,000	-	-	-
Biomarker Testing Mandated Benefit	-	17	17	2,611	2,611	5,222
Competitiveness Energy Fund (FY 2023)	115,000	-	115,000	-	-	-

<b>Appropriation Changes by Agency</b>	<b>FY 2024</b>	<b>FY 2025</b>	<b>FY 2024-25</b>	<b>FY 2026</b>	<b>FY 2027</b>	<b>FY 2026-27</b>
<b>Total Department of Commerce</b>	<b>210,139</b>	<b>29,266</b>	<b>239,405</b>	<b>15,805</b>	<b>15,984</b>	<b>31,789</b>
<b>Public Utilities Commission</b>						
Operating Increase	1,522	1,791	3,313	1,791	1,791	3,582
Community Solar Garden Modifications	512	512	1,024	512	512	1,024
Dispute Resolution with Utilities	236	229	465	229	229	458
Electric Vehicles Rebates Administration	64	64	128	64	64	128
Transportation Electrification Plan	-	96	96	96	96	192
Energy Storage Proposals	68	68	136	112	68	180
Compensation for Proceedings	32	32	64	32	32	64
<b>Total Public Utilities Commission</b>	<b>2,434</b>	<b>2,792</b>	<b>5,226</b>	<b>2,836</b>	<b>2,792</b>	<b>5,628</b>
<b>Climate Innovation Finance Authority</b>						
Revolving Loan Account	20,000	-	20,000	-	-	-
<b>Total Climate Innovation Finance Authority</b>	<b>20,000</b>	<b>-</b>	<b>20,000</b>	<b>-</b>	<b>-</b>	<b>-</b>
<b>Office of Cannabis Management</b>						
Community Renewal Grants - CanRenew	-	1,000	1,000	15,000	15,000	30,000
CanGrow Revolving Loan Program	1,000	1,000	2,000	1,000	1,000	2,000
Transfer from Expungement Board	(200)	(200)	(400)	(200)	(200)	(400)
Implementation of Regulatory Framework	20,814	16,153	36,967	19,787	22,344	42,131
<b>Total Office of Cannabis Management</b>	<b>21,614</b>	<b>17,953</b>	<b>39,567</b>	<b>35,587</b>	<b>38,144</b>	<b>73,731</b>

<b>Appropriation Changes by Agency</b>	<b>FY 2024</b>	<b>FY 2025</b>	<b>FY 2024-25</b>	<b>FY 2026</b>	<b>FY 2027</b>	<b>FY 2026-27</b>
<b>Housing Finance Agency</b>						
Economic Development and Housing Challenge	47,500	47,500	95,000	-	-	-
Workforce Housing Development	17,500	17,500	35,000	-	-	-
Manufactured Home Park Grants	15,000	-	15,000	-	-	-
Workforce Homeownership	20,000	-	20,000	-	-	-
Workforce Homeownership Account	40,000	-	40,000	-	-	-
Homework Starts with Home	1,000	1,000	2,000	1,000	1,000	2,000
Bridges - Rental Assistance	1,000	1,000	2,000	1,000	1,000	2,000
Family Homeless Prevention Program	45,000	-	45,000	-	-	-
Home Ownership Assistance Fund	50,000	-	50,000	-	-	-
Home Ownership Education	1,000	1,000	2,000	-	-	-
Capacity Building Grants	2,500	2,500	5,000	-	-	-
Family Stabilization Plan	5,000	-	5,000	-	-	-
Housing Infrastructure	100,000	100,000	200,000	-	-	-
Strengthen Supportive Housing	25,000	-	25,000	-	-	-
First Generation Homebuyer	150,000	-	150,000	-	-	-
Local Housing Trust Fund Grants	5,800	-	5,800	-	-	-
Greater MN Housing Infrastructure Grants	5,000	-	5,000	-	-	-
Housing Mediation Program	3,000	-	3,000	-	-	-
Manufactured Home Park Cooperatives	10,000	-	10,000	-	-	-
Manufactured Home Lending Grants	10,000	-	10,000	-	-	-
Lead Safe Homes	4,000	-	4,000	-	-	-
High-Rise Sprinkler System Grants	10,000	-	10,000	-	-	-
Fee-Based Home Purchasing Program	10,000	-	10,000	-	-	-

<b>Appropriation Changes by Agency</b>	<b>FY 2024</b>	<b>FY 2025</b>	<b>FY 2024-25</b>	<b>FY 2026</b>	<b>FY 2027</b>	<b>FY 2026-27</b>
Community Stabilization-NOAH	45,000	45,000	90,000	-	-	-
Rent Assistance Program	46,000	-	46,000	23,000	23,000	46,000
Homeownership Investment Grants	40,000	-	40,000	-	-	-
Stable Housing Organization Relief Fund	50,000	-	50,000	-	-	-
Public Housing Rehabilitation	15,000	-	15,000	-	-	-
Family Homeless Prevention Rent Assistance (FY 2023)	50,000	-	50,000	-	-	-
<b>Total Housing Finance Agency</b>	<b>824,300</b>	<b>215,500</b>	<b>1,039,800</b>	<b>25,000</b>	<b>25,000</b>	<b>50,000</b>
<b>MMB Non-Operating</b>						
Minnesota Forward Fund Transfer Out	400,000	-	400,000	-	-	-
MN Climate Innovation Finance Authority Transfer Out	25,000	-	25,000	-	-	-
State Competitiveness Fund Transfer Out	75,000	-	75,000	-	-	-
PFML Family and Medical Benefit Fund Transfer Out	668,321	-	668,321	-	-	-
PFML Notices	-	-	-	35	35	70
PFML Costs Incurred by State Agencies	-	-	-	3,014	3,014	6,028
Lead Service Line Replacement Grants	240,000	-	240,000	-	-	-
Crane Lake Water and Sanitary District Service Relief	1,294	-	1,294	-	-	-
<b>Total MMB Non-Operating</b>	<b>1,409,615</b>	<b>-</b>	<b>1,409,615</b>	<b>3,049</b>	<b>3,049</b>	<b>6,098</b>
<b>Total General Fund Changes</b>	<b>2,835,223</b>	<b>517,575</b>	<b>3,352,798</b>	<b>107,327</b>	<b>110,041</b>	<b>217,368</b>

**Table 4 - Jobs, Commerce, and Energy**  
**Non-general Fund Changes Compared to Forecast**  
*(dollars in thousands)*

Appropriation Changes by Agency	Fund	FY 2024	FY 2025	FY 2024-25	FY 2026	FY 2027	FY 2026-27
<b>Department of Employment and Economic Development</b>							
Youth-at-Work Grant Program	Workforce Development	3,350	3,350	6,700	-	-	-
MN Tech. Association SciTech	Workforce Development	1,000	1,000	2,000	-	-	-
Ujamaa Place	Workforce Development	1,500	1,500	3,000	-	-	-
Hired	Workforce Development	400	400	800	-	-	-
White Bear Center for the Arts	Workforce Development	250	250	500	-	-	-
Hmong Chamber of Commerce	Workforce Development	500	500	1,000	-	-	-
Operating Increase	Workforce Development	40	40	80	54	54	108
Expenditures from Transferred Appropriations	Special Revenue	50,350	50,350	100,700	350	350	700
Grant Awards and Administration	Climate and Economic Development	8,000	-	8,000	-	-	-
<b>Total DEED</b>		<b>65,390</b>	<b>57,390</b>	<b>122,780</b>	<b>404</b>	<b>404</b>	<b>808</b>

Appropriation Changes by Agency	Fund	FY 2024	FY 2025	FY 2024-25	FY 2026	FY 2027	FY 2026-27
<b>Department of Labor and Industry</b>							
Youth Skills Training Program	Workforce Development	759	771	1,530	771	771	1,542
Prevailing Wage Enforcement	Workforce Development	1,412	1,484	2,896	1,484	1,484	2,968
Operating Increase	Workforce Development	193	263	456	263	263	526
Growing Clean Economy Apprenticeships	Workforce Development	3,000	-	3,000	-	-	-
Labor Education Advancement Program Grant	Workforce Development	900	900	1,800	900	900	1,800
Career Pathways Program	Workforce Development	300	-	300	-	-	-
Helmets to Hardhats	Workforce Development	225	225	450	225	225	450
Operating Increase	Workers' Compensation	7,608	9,399	17,007	9,758	9,467	19,225
Climate Subcabinet: Commercial Energy Code Improvements	Construction Codes	100	-	100	-	100	100
Electric Vehicle Charging Infrastructure	Construction Codes	163	-	163	-	-	-
Existing Buildings Energy Efficiency	Construction Codes	406	-	406	-	-	-
Safe Housing for Elderly and Vulnerable Adults	Construction Codes	165	264	429	514	514	1,028
Window Cleaning Safety	Construction Codes	193	-	193	-	-	-
Adult-Size Changing Facilities Rulemaking	Construction Codes	47	-	47	-	-	-

<b>Appropriation Changes by Agency</b>	<b>Fund</b>	<b>FY 2024</b>	<b>FY 2025</b>	<b>FY 2024-25</b>	<b>FY 2026</b>	<b>FY 2027</b>	<b>FY 2026-27</b>
Combative Sports Health and Safety Improvements	Special Revenue	15	15	30	15	15	30
<b>Total Department of Labor and Industry</b>		<b>15,486</b>	<b>13,321</b>	<b>28,807</b>	<b>13,930</b>	<b>13,739</b>	<b>27,669</b>
<b>Department of Commerce</b>							
Money Transmission Modernization Act	Special Revenue	12	-	12	-	-	-
Premium Security Account Transfer Out	Special Revenue	-	-	-	-	(193,015)	(193,015)
Utility Grid Reliability Extension Expenditures from Transferred Appropriations	Special Revenue	1,000	1,000	2,000	1,000	1,000	2,000
Operating Increase	Workers' Compensation	27	54	81	54	54	108
	Climate and Economic						
Grant Awards and Administration	Development	11,250	-	11,250	-	-	-
	Renewable						
University of Saint Thomas Microgrid	Development	6,100	-	6,100	-	-	-
	Renewable						
Granite Falls Hydroelectric Facility	Development	2,000	-	2,000	-	-	-
	Renewable						
Electric Vehicle Rebates	Development	5,567	5,149	10,716	-	-	-
	Renewable						
Electric Vehicle-Auto Dealer Certification	Development	1,000	-	1,000	-	-	-
	Renewable						
Electric School Bus Grants	Development	7,000	-	7,000	-	-	-

<b>Appropriation Changes by Agency</b>	<b>Fund</b>	<b>FY 2024</b>	<b>FY 2025</b>	<b>FY 2024-25</b>	<b>FY 2026</b>	<b>FY 2027</b>	<b>FY 2026-27</b>
Solar on Public Buildings	Renewable Development	5,000		5,000	-	-	-
Residential Electric Panel Grants	Renewable Development	3,500	-	3,500	-	-	-
Energy Storage Incentive Grants	Renewable Development	4,000		4,000	-	-	-
Distributed Energy Upgrade Grants	Renewable Development	10,250		10,250	-	-	-
Heat Pump Grants	Renewable Development	7,000		7,000	-	-	-
Solar for Schools	Renewable Development	14,310		14,310	-	-	-
Storage Deployment Study	Renewable Development	250		250	-	-	-
Solar on Community Colleges	Renewable Development	(1,138)	-	(1,138)	-	-	-
Third Party Evaluator	Renewable Development	(500)	(500)	(1,000)	(500)	(500)	(1,000)
<b>Total Department of Commerce</b>		<b>111,587</b>	<b>8,989</b>	<b>120,576</b>	<b>12,092</b>	<b>(180,923)</b>	<b>(168,831)</b>
<b>Department of Commerce - Petroleum Tank Release Board</b>							
Operating Increase	Petro Tank Release	20	41	61	41	41	82
<b>Total Department of Commerce - Petroleum Tank Release Board</b>		<b>20</b>	<b>41</b>	<b>61</b>	<b>41</b>	<b>41</b>	<b>82</b>



<b>Appropriation Changes by Agency</b>	<b>Fund</b>	<b>FY 2024</b>	<b>FY 2025</b>	<b>FY 2024-25</b>	<b>FY 2026</b>	<b>FY 2027</b>	<b>FY 2026-27</b>
<b>Climate Innovation Finance Authority</b>							
New Agency Start-Up Costs	Climate and Economic Development	500	-	500	-	-	-
<b>Total Climate Innovation Finance Authority</b>		<b>500</b>	<b>-</b>	<b>500</b>	<b>-</b>	<b>-</b>	<b>-</b>
<b>Office of Cannabis Management</b>							
Substance Use and Prevention Grants	Special Revenue	5,500	5,500	11,000	5,500	5,500	11,000
<b>Total Office of Cannabis Management</b>		<b>5,500</b>	<b>5,500</b>	<b>11,000</b>	<b>5,500</b>	<b>5,500</b>	<b>11,000</b>
<b>Board of Iron Range Resources and Rehabilitation</b>							
Iron Range School Consolidation	Iron Range Resources	3,510	10,120	13,630	10,120	10,880	21,000
<b>Total Board of Iron Range Resources and Rehabilitation</b>		<b>3,510</b>	<b>10,120</b>	<b>13,630</b>	<b>10,120</b>	<b>10,880</b>	<b>21,000</b>
<b>Workers' Compensation Court of Appeals</b>							
Operating Increase	Workers' Compensation	300	280	580	280	280	560
<b>Total Workers' Compensation Court of Appeals</b>		<b>300</b>	<b>280</b>	<b>580</b>	<b>280</b>	<b>280</b>	<b>560</b>
<b>Total Non-general Fund Changes</b>		<b>198,783</b>	<b>85,521</b>	<b>284,304</b>	<b>32,247</b>	<b>(160,959)</b>	<b>(128,712)</b>

**Table 5 - Jobs, Commerce, and Energy**  
**Revenue Changes Compared to Forecast**  
*(dollars in thousands)*

Revenue Changes by Agency	Fund	FY 2024	FY 2025	FY 2024-25	FY 2026	FY 2027	FY 2026-27
<b>Department of Labor and Industry</b>							
Safe Housing for Elderly and Vulnerable Adults	Construction Codes	165	264	429	514	514	1,028
License Fee Reimbursements and Reductions	Construction Codes	(2)	(2)	(4)	(2)	(2)	(4)
Prevailing Wage Education and Compliance	General	16	20	36	25	25	50
Safe and Skilled Workers at Petroleum Refineries	General	5	5	10	5	5	10
Earned Sick and Safe Time Enforcement	General	104	207	311	207	207	414
MN OSHA Federal Maximum Penalty Conformity	Workers' Compensation	124	127	251	(33)	(33)	(66)
Warehouse Distribution Worker Safety	Workers' Compensation	13	13	26	13	13	26
Combative Sports Health and Safety Improvements	Special Revenue	15	15	30	15	15	30
Paid Family Medical Leave Penalty Revenue	General	-	-	-	2	2	4
<b>Total Department of Labor and Industry</b>		<b>440</b>	<b>649</b>	<b>1,089</b>	<b>746</b>	<b>746</b>	<b>1,492</b>
<b>Board of Iron Range Resources and Rehabilitation</b>							

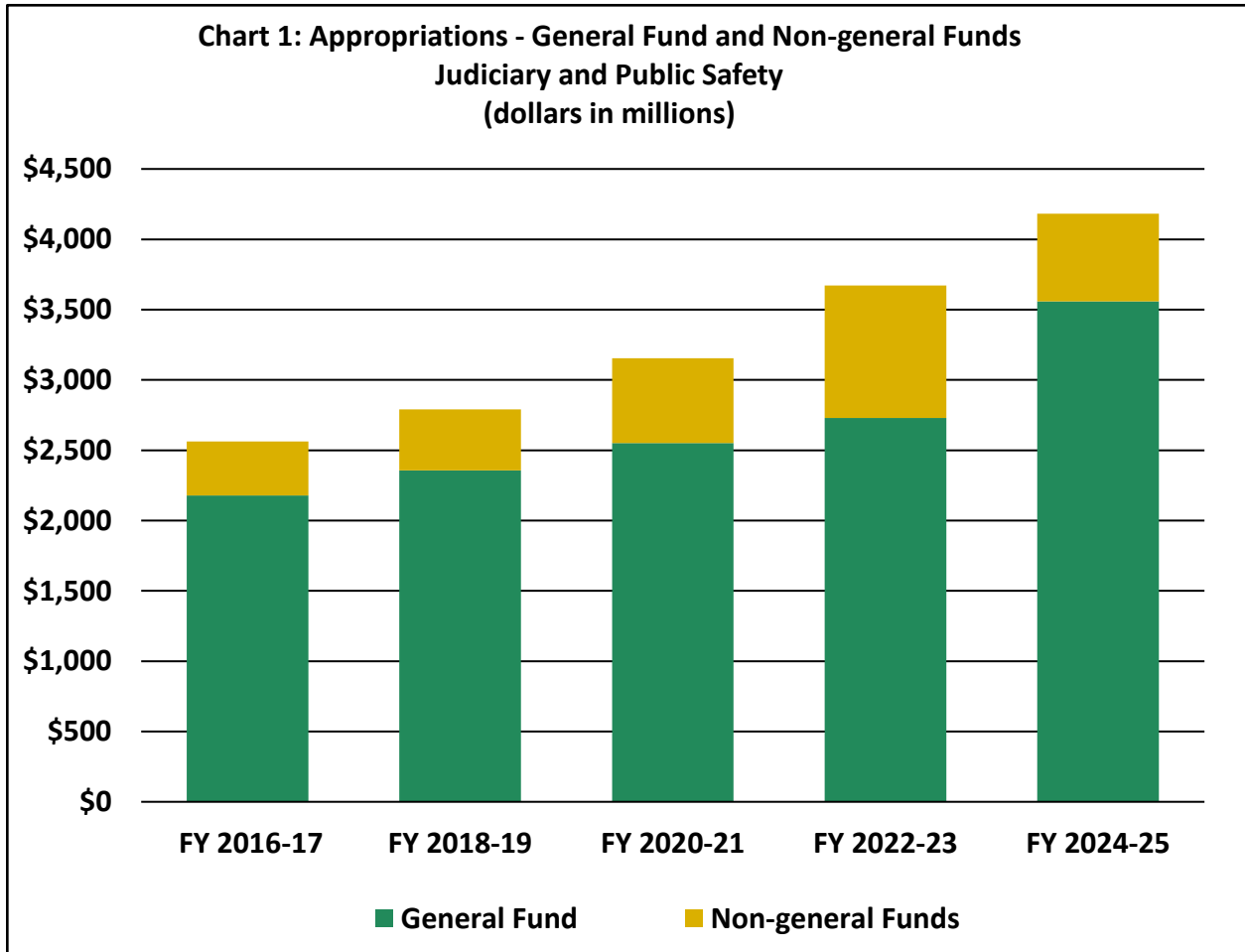
Revenue Changes by Agency	Fund	FY 2024	FY 2025	FY 2024-25	FY 2026	FY 2027	FY 2026-27
Douglas J Johnson Econ Protection Transfer in	Iron Range Resources and Rehab	3,500	10,100	13,600	10,100	10,100	20,200
<b>Total IRRRB</b>		<b>3,500</b>	<b>10,100</b>	<b>13,600</b>	<b>10,100</b>	<b>10,100</b>	<b>20,200</b>
<b>Department of Commerce</b>							
Telecommunications Assessment	General	38	78	116	78	78	156
Fee Modernization	General	484	484	968	484	484	968
Premium Security Account Transfer In	General	-	-	-	275,775	-	275,775
Money Transmission Modernization Act	Special Revenue	12	-	12	-	-	-
Increased Assessment for New Costs	General	2,482	2,823	5,305	2,823	2,823	5,646
Utility Grid Reliability Extension	Special Revenue	1,000	1,000	2,000	1,000	1,000	2,000
<b>Total Department of Commerce</b>		<b>4,016</b>	<b>4,385</b>	<b>8,401</b>	<b>280,160</b>	<b>4,385</b>	<b>284,545</b>
<b>Public Utilities Commission</b>							
Increased Assessment for New Costs	General	2,434	2,792	5,226	2,836	2,792	5,628
<b>Total Public Utilities Commission</b>		<b>2,434</b>	<b>2,792</b>	<b>5,226</b>	<b>2,836</b>	<b>2,792</b>	<b>5,628</b>
<b>Office of Cannabis Management</b>							
Office of Cannabis Management Revenue	General	3,330	5,376	8,706	6,717	10,560	17,277
<b>Total Office of Cannabis Management</b>		<b>3,330</b>	<b>5,376</b>	<b>8,706</b>	<b>6,717</b>	<b>10,560</b>	<b>17,277</b>

Revenue Changes by Agency	Fund			FY			FY
		FY 2024	FY 2025	2024-25	FY 2026	FY 2027	2026-27
<b>MMB Non-Operating</b>							
Family and Medical Benefit Fund Transfer	Special Revenue	668,321	-	668,321	-	-	-
<b>Total MMB Non-Operating</b>		<b>668,321</b>	<b>-</b>	<b>668,321</b>	<b>-</b>	<b>-</b>	<b>-</b>
<b>Total Revenue Changes for Budget Area</b>		<b>682,041</b>	<b>23,302</b>	<b>705,343</b>	<b>300,559</b>	<b>28,583</b>	<b>329,142</b>

**CHAPTER 9  
JUDICIARY AND PUBLIC SAFETY**

[Chapter 52](#), the Omnibus Judiciary and Public Safety Act, enacted FY 2024-25 appropriations for the Judiciary, the Department of Corrections (DOC), and the Department of Public Safety (DPS), and was the primary act that established the FY 2024-25 budget in this jurisdiction. The enacted all funds biennial budget appropriated \$4.2 billion, of which \$3.6 billion, or 84.9 percent, was from the General Fund.

Chart 1 and Table 1 display Judiciary and Public Safety appropriations since FY 2016-17 and divide each biennium between the General Fund and non-general funds. As shown in Table 2b, the enacted all funds budget in FY 2024-25 increased \$922.2 million, or 28.4 percent, more than the February 2023 forecast, and increased \$499.5 million, or 13.6 percent, more than FY 2022-23.



<b>Table 1 - Judiciary and Public Safety</b>					
<b>Appropriations - General Fund and Non-general Funds</b>					
<i>(dollars in thousands)</i>					
<b>Fund</b>	<b>FY 2016-17</b>	<b>FY 2018-19</b>	<b>FY 2020-21</b>	<b>FY 2022-23</b>	<b>FY 2024-25</b>
General Fund	2,179,140	2,357,372	2,550,656	2,730,604	3,542,726
Non-general Funds	382,526	432,027	603,295	940,559	627,959
<b>Total</b>	<b>2,561,667</b>	<b>2,789,399</b>	<b>3,153,951</b>	<b>3,671,163</b>	<b>4,170,685</b>
<b><u>Change vs Previous Biennium</u></b>					
General Fund	n/a	178,232	193,284	179,948	812,122
Percent Change	n/a	8.2%	8.2%	7.1%	29.7%
All Funds	n/a	227,733	364,552	517,212	499,522
Percent Change	n/a	8.9%	13.1%	16.4%	13.6%

General Fund appropriations in FY 2024-25 totaled \$3.5 billion, an increase of \$866.2 million, or 32.4 percent, more than the February 2023 forecast, and an increase of \$812.1 million, or 29.7 percent, above FY 2022-23 appropriations.

**Public Defense and Civil Legal Services**

Chapter 52 increased funding for criminal and legal services for low-income individuals. General Fund appropriations for the Board of Public Defense, which provides criminal legal representation for indigent defendants, increased by \$96.4 million, or 43.4 percent, in FY 2024-25, compared to the forecast. Civil Legal Services, which provides legal advice and representation for the indigent in civil legal matters, received a General Fund increase of \$30.7 million, or 84.5 percent, compared to forecast.

**Department of Corrections - County Probation and Supervised Release Funding Reform**

Chapter 52 increased General Fund appropriations for probation and supervised release in FY 2024-25 by \$87.2 million, or 43.8 percent, compared to the forecast. Approximately 80,000 people are on probation or supervised release statewide. To supervise these offenders, the state has three offender supervision delivery systems: Community Corrections Act (CCA) counties, County Probation Officer (CPO) counties, and Department of Corrections (DOC) counties. CCA counties receive a state subsidy and provide all supervision services. CPO counties receive partial salary reimbursement to provide juvenile and misdemeanor services, with the DOC providing felony supervision. DOC counties

contract with the DOC to provide all supervision services. Chapter 52 created a community supervision advisory committee to develop statewide standards for offender supervision and consolidated the funding of these delivery systems by creating one statewide funding formula for all 87 counties. The appropriation increase will fund compliance with the new supervision standards and maintain current funding.

#### **DPS – Bureau of Criminal Apprehension**

Chapter 52 increased the FY 2024-25 Bureau of Criminal Apprehension appropriation from the General Fund by \$83.8 million, or 59.4 percent, compared to the forecast, of which \$67.3 million was ongoing. Major increases in FY 2024-25 included \$20.8 million for the use of force investigations unit, \$18.7 million to expand forensic and analytical services, \$8 million to decrease the turnaround time for forensic services, and a one-time appropriation of \$6 million for investigative partnerships among local, state, and federal agencies.

#### **DPS – Office of Justice Programs**

Chapter 52 increased the FY 2024-25 Office of Justice Programs appropriation from the General Fund by \$90.5 million, an increase of 100.7 percent compared to forecast, of which \$40 million was ongoing. Significant crime prevention funding increases included \$22 million for federal Victims of Crime (VOCA) grants, \$7.7 million for youth intervention programs, \$8 million for youth restorative practices programs, \$5 million for violence prevention and wellness grants, and

\$10 million for crime victim services funding. Other noteworthy initiatives included \$7.7 million to pay for all sexual assault medical examination costs statewide, \$5 million for juvenile placement homes in Ramsey County, and \$5 million for intensive peace officer training and education.

#### **DPS – Community Crime and Violence Prevention Grants**

Chapter 52 transferred \$70 million in FY 2024 from the General Fund to the community crime and violence prevention account in the Special Revenue Fund and appropriated the money in \$14 million increments in each of fiscal years 2024 to 2028. DPS may use the money for grants to organizations that operate crime prevention and intervention programs for juvenile offenders or at-risk youth, programs that intervene in volatile situations to mediate disputes, and programs that provide services to individuals and families harmed by gun violence.

#### **DPS – Crisis Response**

Chapter 52 transferred \$10 million in FY 2024 from the General Fund to the crisis response account in the Special Revenue Fund and appropriated the money in \$2 million increments in each of fiscal years 2024 to 2028. The money may be awarded to law enforcement agencies and local governments to maintain or expand crisis response teams in which social workers or mental health providers are sent as first responders when calls for service indicate that an individual is having a mental health crisis.

**Table 2a – Judiciary and Public Safety**  
**All Funds Biennial Spending/Appropriations by Agency and Fund**  
*(dollars in thousands)*

Agency/Fund	FY 2022-23 Spending*	FY 2024-25 Forecast Base	FY 2024-25 Enacted Budget	Change: Enacted - FY 2022-23	Change: Enacted - Fcst. Base
<b>Supreme Court</b>					
General Fund	122,099	123,164	163,855	41,756	40,691
Special Revenue Fund	7,335	8,157	8,157	822	-
Gift Fund	307	-	-	(307)	-
Federal Fund	13,326	13,291	13,291	(35)	-
<b>Total Supreme Court</b>	<b>143,067</b>	<b>144,612</b>	<b>185,303</b>	<b>42,236</b>	<b>40,691</b>
<b>Court of Appeals</b>					
General Fund	27,064	27,148	29,818	2,754	2,670
<b>Total Court of Appeals</b>	<b>27,064</b>	<b>27,148</b>	<b>29,818</b>	<b>2,754</b>	<b>2,670</b>
<b>District Courts</b>					
General Fund	655,518	667,976	755,500	99,982	87,524
Special Revenue Fund	5,754	3,576	3,576	(2,178)	-
Gift Fund	428	40	40	(388)	-
State Fiscal Recovery Fund	9,961	-	-	(9,961)	-
Federal Fund	30,945	22,142	22,142	(8,803)	-
<b>Total District Courts</b>	<b>702,606</b>	<b>693,734</b>	<b>781,258</b>	<b>78,652</b>	<b>87,524</b>



<b>Agency/Fund</b>	<b>FY 2022-23 Spending*</b>	<b>FY 2024-25 Forecast Base</b>	<b>FY 2024-25 Enacted Budget</b>	<b>Change: Enacted - FY 2022-23</b>	<b>Change: Enacted - Fcst. Base</b>
<b>Guardian ad Litem Board</b>					
General Fund	45,391	45,630	49,978	4,587	4,348
Special Revenue Fund	3,971	1,900	1,900	(2,071)	-
<b>Total Guardian ad Litem Board</b>	<b>49,362</b>	<b>47,530</b>	<b>51,878</b>	<b>2,516</b>	<b>4,348</b>
<b>Tax Court</b>					
General Fund	3,668	3,682	4,401	733	719
<b>Total Tax Court</b>	<b>3,668</b>	<b>3,682</b>	<b>4,401</b>	<b>733</b>	<b>719</b>
<b>Uniform Laws Commission</b>					
General Fund	200	200	230	30	30
<b>Total Uniform Laws Commission</b>	<b>200</b>	<b>200</b>	<b>230</b>	<b>30</b>	<b>30</b>
<b>Board on Judicial Standards</b>					
General Fund	1,415	1,172	1,300	(115)	128
<b>Total Board on Judicial Standards</b>	<b>1,415</b>	<b>1,172</b>	<b>1,300</b>	<b>(115)</b>	<b>128</b>
<b>Legal Professions Board</b>					
Special Revenue Fund	16,207	17,108	17,108	901	-
<b>Total Legal Professions Board</b>	<b>16,207</b>	<b>17,108</b>	<b>17,108</b>	<b>901</b>	<b>-</b>
<b>Public Defense Board</b>					
General Fund	218,591	222,818	319,244	100,653	96,426
Special Revenue Fund	1,132	700	700	(432)	-

<b>Agency/Fund</b>	<b>FY 2022-23 Spending*</b>	<b>FY 2024-25 Forecast Base</b>	<b>FY 2024-25 Enacted Budget</b>	<b>Change: Enacted - FY 2022-23</b>	<b>Change: Enacted - Fcst. Base</b>
Gift Fund	838	200	200	(638)	-
State Fiscal Recovery Fund	3,945	-	-	(3,945)	-
<b>Total Public Defense Board</b>	<b>224,506</b>	<b>223,718</b>	<b>320,144</b>	<b>95,638</b>	<b>96,426</b>
<b>State Competency Attainment Board</b>					
General Fund	250	22,250	14,415	14,165	(7,835)
<b>Total State Competency Attainment Board</b>	<b>250</b>	<b>22,250</b>	<b>14,415</b>	<b>14,165</b>	<b>(7,835)</b>
<b>Statewide Appellate Counsel and Training Office</b>					
General Fund	-	-	2,219	2,219	2,219
<b>Total Statewide Appellate Counsel and Training Office</b>		<b>-</b>	<b>2,219</b>	<b>2,219</b>	<b>2,219</b>
<b>Cannabis Expungement Board</b>					
General Fund	-	-	11,227	11,227	11,227
<b>Total Cannabis Expungement Board</b>	<b>-</b>	<b>-</b>	<b>11,227</b>	<b>11,227</b>	<b>11,227</b>
<b>Peace Officer Standards and Training Board</b>					
General Fund	23,117	23,108	25,580	2,463	2,472
<b>Total Peace Officer Standards and Training Board</b>	<b>23,117</b>	<b>23,108</b>	<b>25,580</b>	<b>2,463</b>	<b>2,472</b>
<b>Private Detective Board</b>					
General Fund	570	576	1,446	876	870
<b>Total Private Detective Board</b>	<b>570</b>	<b>576</b>	<b>1,446</b>	<b>876</b>	<b>870</b>

<b>Agency/Fund</b>	<b>FY 2022-23 Spending*</b>	<b>FY 2024-25 Forecast Base</b>	<b>FY 2024-25 Enacted Budget</b>	<b>Change: Enacted - FY 2022-23</b>	<b>Change: Enacted - Fcst. Base</b>
<b>Department of Human Rights</b>					
General Fund	10,963	11,068	16,477	5,514	5,409
Special Revenue Fund	1,224	958	958	(266)	-
State Fiscal Recovery Fund	500	-	-	(500)	-
<b>Total Department of Human Rights</b>	<b>12,687</b>	<b>12,026</b>	<b>17,435</b>	<b>4,748</b>	<b>5,409</b>
<b>Department of Public Safety</b>					
General Fund	267,000	246,072	436,309	169,309	190,237
State Government Special Revenue Fund	206	206	206	-	-
Special Revenue Fund	106,176	93,811	141,988	35,812	48,177
Environmental Fund	146	146	246	100	100
Trunk Highway Fund	4,858	4,858	4,858	-	-
911 Emergency Fund	111,574	112,248	119,248	7,674	7,000
Gift Fund	403	352	352	(51)	-
Opiate Epidemic Response Fund	1,362	1,344	1,344	(18)	-
State Fiscal Recovery Fund	19,013	-	-	(19,013)	-
Federal Fund	541,039	245,357	245,357	(295,682)	-
<b>Total Department of Public Safety</b>	<b>1,051,777</b>	<b>704,394</b>	<b>949,908</b>	<b>(101,869)</b>	<b>245,514</b>
<b>MMB Non-Operating - Public Safety</b>					
General Fund	70,922	922	81,172	10,250	80,250
<b>Total MMB Non-Operating - Public Safety</b>	<b>70,922</b>	<b>922</b>	<b>81,172</b>	<b>10,250</b>	<b>80,250</b>
<b>Sentencing Guidelines Commission</b>					
General Fund	1,505	1,530	3,037	1,532	1,507

Agency/Fund	FY 2022-23 Spending*	FY 2024-25 Forecast Base	FY 2024-25 Enacted Budget	Change: Enacted - FY 2022-23	Change: Enacted - Fcst. Base
<b>Total Sentencing Guidelines Commission</b>	<b>1,505</b>	<b>1,530</b>	<b>3,037</b>	<b>1,532</b>	<b>1,507</b>
<b>Ombudsman for Corrections</b>					
General Fund	1,322	1,326	2,204	882	878
<b>Total Ombudsman for Corrections</b>	<b>1,322</b>	<b>1,326</b>	<b>2,204</b>	<b>882</b>	<b>878</b>
<b>Department of Corrections</b>					
General Fund	1,281,009	1,277,862	1,624,314	343,305	346,452
Special Revenue Fund	40,973	44,663	45,397	4,424	734
Gift Fund	26	22	22	(4)	-
State Fiscal Recovery Fund	6,000	-	-	(6,000)	-
Expenses in Multiple Funds	(8,584)	(8,254)	(8,254)	330	-
Federal Fund	21,494	9,123	9,123	(12,371)	-
<b>Total Department of Corrections</b>	<b>1,340,918</b>	<b>1,323,416</b>	<b>1,670,602</b>	<b>329,684</b>	<b>347,186</b>

*\*As adjusted by FY 2023 changes made by the 2023 Legislature, if any.*

**Table 2b – Judiciary and Public Safety**  
**All Funds Biennial Spending/Appropriations by Budget Area and Fund**  
*(dollars in thousands)*

Fund	FY 2022-23 Spending*	FY 2024-25 Forecast Base	FY 2024-25 Enacted Budget	Change: Enacted - FY 2022-23	Change: Enacted - Fcst. Base
<b>Judiciary and Public Safety - All Agencies</b>					
General Fund	2,730,604	2,676,504	3,542,726	812,122	866,222
State Government Special Revenue Fund	206	206	206	-	-
Special Revenue Fund	182,772	170,873	219,784	37,012	48,911
Environmental Fund	146	146	246	100	100
Trunk Highway Fund	4,858	4,858	4,858	-	-
911 Emergency Fund	111,574	112,248	119,248	7,674	7,000
Opiate Epidemic Response Fund	1,362	1,344	1,344	(18)	-
Gift Fund	2,002	614	614	(1,388)	-
State Fiscal Recovery Fund	39,419	-	-	(39,419)	-
Expenses in Multiple Funds	(8,584)	(8,254)	(8,254)	330	-
Federal Fund	606,804	289,913	289,913	(316,891)	-
<b>Total for Budget Area</b>	<b>3,671,163</b>	<b>3,248,452</b>	<b>4,170,685</b>	<b>499,522</b>	<b>922,233</b>
<b>Percent Change</b>				<b>13.6%</b>	<b>28.4%</b>
<b>General Fund Percent of All Funds</b>	<b>74.4%</b>	<b>82.4%</b>	<b>84.9%</b>		

\*As adjusted by FY 2023 changes made by the 2023 Legislature, if any.

**Table 3 - Judiciary and Public Safety**  
**General Fund Changes Compared to Forecast**  
*(dollars in thousands)*

<b>Appropriation Changes by Agency</b>	<b>FY 2024</b>	<b>FY 2025</b>	<b>FY 2024-25</b>	<b>FY 2026</b>	<b>FY 2027</b>	<b>FY 2026-27</b>
<b>Supreme Court</b>						
Judge Compensation	137	212	349	212	212	424
Employee Compensation	2,827	4,882	7,709	4,882	4,882	9,764
Judge and Employee Health Insurance	233	586	819	586	586	1,172
Civil Legal Services	15,362	15,362	30,724	15,969	15,969	31,938
Cannabis Legalization; Expungement	545	545	1,090	-	-	-
<b>Total Supreme Court</b>	<b>19,104</b>	<b>21,587</b>	<b>40,691</b>	<b>21,649</b>	<b>21,649</b>	<b>43,298</b>
<b>Court of Appeals</b>						
Judge Compensation	383	593	976	593	593	1,186
Employee Compensation	536	925	1,461	925	925	1,850
Judge and Employee Health Insurance	66	167	233	167	167	334
<b>Total Court of Appeals</b>	<b>985</b>	<b>1,685</b>	<b>2,670</b>	<b>1,685</b>	<b>1,685</b>	<b>3,370</b>
<b>District Courts</b>						
Judge Compensation	5,369	8,314	13,683	8,314	8,314	16,628
Employee Compensation	17,083	29,500	46,583	29,500	29,500	59,000
Judge and Employee Health Insurance	2,166	5,451	7,617	5,451	5,451	10,902
Court Case Backlog	4,200	-	4,200	-	-	-
Mandated Psychological Services	1,500	1,500	3,000	-	-	-
New Treatment Courts	422	422	844	422	422	844

<b>Appropriation Changes by Agency</b>	<b>FY 2024</b>	<b>FY 2025</b>	<b>FY 2024-25</b>	<b>FY 2026</b>	<b>FY 2027</b>	<b>FY 2026-27</b>
Courtroom Technology Enhancements	7,400	-	7,400	-	-	-
Law Clerk Base Pay Increase	2,033	2,033	4,066	2,033	2,033	4,066
Competency Attainment Board Delay	(3,542)	-	(3,542)	-	-	-
Extreme Risk Protection Orders	91	182	273	182	182	364
Contract Interpreters	200	200	400	200	200	400
Cannabis Legalization; Treatment Courts	1,500	1,500	3,000	2,500	2,500	5,000
<b>Total District Courts</b>	<b>38,422</b>	<b>49,102</b>	<b>87,524</b>	<b>48,602</b>	<b>48,602</b>	<b>97,204</b>
<b>Guardian ad Litem</b>						
Operating Increase	1,543	2,805	4,348	2,805	2,805	5,610
<b>Total Guardian ad Litem</b>	<b>1,543</b>	<b>2,805</b>	<b>4,348</b>	<b>2,805</b>	<b>2,805</b>	<b>5,610</b>
<b>Tax Court</b>						
Operating Increase	217	352	569	352	352	704
Tax Court E-Filing	75	75	150	75	75	150
<b>Total Tax Court</b>	<b>292</b>	<b>427</b>	<b>719</b>	<b>427</b>	<b>427</b>	<b>854</b>
<b>Uniform Laws Commission</b>						
Operating Increase	15	15	30	15	15	30
<b>Total Uniform Laws Commission</b>	<b>15</b>	<b>15</b>	<b>30</b>	<b>15</b>	<b>15</b>	<b>30</b>
<b>Board of Judicial Standards</b>						
Operating Increase	69	59	128	59	59	118
<b>Total Board of Judicial Standards</b>	<b>69</b>	<b>59</b>	<b>128</b>	<b>59</b>	<b>59</b>	<b>118</b>

<b>Appropriation Changes by Agency</b>	<b>FY 2024</b>	<b>FY 2025</b>	<b>FY 2024-25</b>	<b>FY 2026</b>	<b>FY 2027</b>	<b>FY 2026-27</b>
<b>Public Defense Board</b>						
Operating Increase	42,725	52,951	95,676	52,951	52,951	105,902
Aiding and Abetting Increase	750	-	750	-	-	-
<b>Total Public Defense Board</b>	<b>43,475</b>	<b>52,951</b>	<b>96,426</b>	<b>52,951</b>	<b>52,951</b>	<b>105,902</b>
<b>Department of Human Rights</b>						
Operating Increase	599	1,125	1,724	1,125	1,125	2,250
Civil Rights Enforcement Investment	1,500	1,500	3,000	2,000	2,000	4,000
Civil Rights Mediator Stipends	20	20	40	-	-	-
Discrimination and Hate Data Reporting	395	250	645	250	250	500
<b>Total Department of Human Rights</b>	<b>2,514</b>	<b>2,895</b>	<b>5,409</b>	<b>3,375</b>	<b>3,375</b>	<b>6,750</b>
<b>State Competency Attainment Board</b>						
Board Establishment and Delay	(7,835)	-	(7,835)	-	-	-
Change from Restoration Board (FY 2023)	250	-	250	-	-	-
<b>Total State Competency Attainment Board</b>	<b>(7,585)</b>	<b>-</b>	<b>(7,585)</b>	<b>-</b>	<b>-</b>	<b>-</b>
<b>Cannabis Expungement Board</b>						
Board Establishment	5,871	5,356	11,227	5,356	5,356	10,712
<b>Total Cannabis Expungement Board</b>	<b>5,871</b>	<b>5,356</b>	<b>11,227</b>	<b>5,356</b>	<b>5,356</b>	<b>10,712</b>
<b>Office of Appellate Counsel and Training</b>						
Board Establishment	659	1,560	2,219	1,560	1,560	3,120
<b>Total Office of Appellate Counsel and Training</b>	<b>659</b>	<b>1,560</b>	<b>2,219</b>	<b>1,560</b>	<b>1,560</b>	<b>3,120</b>



<b>Appropriation Changes by Agency</b>	<b>FY 2024</b>	<b>FY 2025</b>	<b>FY 2024-25</b>	<b>FY 2026</b>	<b>FY 2027</b>	<b>FY 2026-27</b>
<b>Sentencing Guidelines</b>						
Operating Increase	26	54	80	54	54	108
Expansion of Data Analysis Capability	125	124	249	124	124	248
SmART Accounting and Budgeting	50	50	100	50	50	100
Full Integration With Court System	340	348	688	78	78	156
Comprehension Review of Guidelines	243	147	390	-	-	-
<b>Total Sentencing Guidelines</b>	<b>784</b>	<b>723</b>	<b>1,507</b>	<b>306</b>	<b>306</b>	<b>612</b>
<b>Department of Public Safety</b>						
Operating Increase	10,426	13,152	23,578	13,152	13,152	26,304
Additional Emergency Preparedness Staff	550	550	1,100	550	550	1,100
Supplemental Nonprofit Security Grants	250	250	500	-	-	-
Grand Portage Emergency Management Coordinator	145	145	290	145	145	290
Grand Portage Coast Guard Equipment	3,000	-	3,000	-	-	-
Use of Force Investigations Unit	4,419	4,419	8,838	4,419	4,419	8,838
Violent Crime Reduction Strategy	9,325	9,325	18,650	9,325	9,325	18,650
Investigative Partnerships	6,000	-	6,000	-	-	-
Gun Purchase Background Checks	70	-	70	-	-	-
Human Trafficking Task Force	1,800	1,800	3,600	1,800	1,800	3,600
FBI Compliance, IT and Cybersecurity	10,550	2,737	13,287	2,737	2,737	5,474
Decrease Forensic Turnaround	4,500	3,500	8,000	3,500	3,500	7,000
CALEA Accreditation	228	228	456	212	212	424
Clean Slate - Expungement	3,737	190	3,927	190	190	380
Fusion Center Activities Report	115	115	230	-	-	-
Enforcement Division IT Improvement	600	100	700	100	100	200
Office of Justice Additional Staff	667	1,334	2,001	1,334	1,334	2,668

<b>Appropriation Changes by Agency</b>	<b>FY 2024</b>	<b>FY 2025</b>	<b>FY 2024-25</b>	<b>FY 2026</b>	<b>FY 2027</b>	<b>FY 2026-27</b>
Federal Victims of Crimes Act	11,000	11,000	22,000	-	-	-
Domestic and Sexual Violence Housing	1,500	1,500	3,000	1,000	1,000	2,000
Missing and Murdered Black Women	1,248	1,248	2,496	1,248	1,248	2,496
Missing and Murdered Indigenous Relatives	274	274	548	274	274	548
Youth Services Offices and Grants	250	250	500	250	250	500
Community Crime Prevention Grants	750	750	1,500	-	-	-
Resources for Crime Victims	1,000	1,000	2,000	-	-	-
Minnesota Heals Trauma Services	500	500	1,000	-	-	-
Youth Intervention Grants	3,525	3,526	7,051	3,526	3,525	7,051
First Responder Mental Health Grants	75	75	150	-	-	-
Violence Prevention Research Center	500	500	1,000	-	-	-
Prosecutor Training Grants	100	100	200	-	-	-
State Assumption of Sexual Assault Exam Costs	3,967	3,767	7,734	3,771	3,776	7,547
Juvenile Restorative Justice Office	500	500	1,000	500	500	1,000
Dual Status Youth Programs	1,000	1,000	2,000	-	-	-
Youth Restorative Practice Programs	4,000	4,000	8,000	2,500	2,500	5,000
Ramsey County Juvenile Placement Homes	5,000	-	5,000	-	-	-
Ramsey County Violence Prevention Grants	5,000	-	5,000	-	-	-
Substance Abuse Study	118	118	236	-	-	-
Children Legal Defense Fund	150	150	300	-	-	-
Pre-Trial Release Study	250	250	500	-	-	-
Crime Victim Services Funding	5,000	5,000	10,000	5,000	5,000	10,000
Youth Shelter Grants	250	250	500	-	-	-
Pathways to Policing	400	400	800	-	-	-
Intensive Peace Officer Education and Training	5,000	-	5,000	-	-	-
Public Safety Radio System Equipment Grants	2,000	2,000	4,000	-	-	-
Catalytic Converter Regulation	298	298	596	298	298	596

<b>Appropriation Changes by Agency</b>	<b>FY 2024</b>	<b>FY 2025</b>	<b>FY 2024-25</b>	<b>FY 2026</b>	<b>FY 2027</b>	<b>FY 2026-27</b>
Firearms Storage Grants	250	-	250	-	-	-
Adult-use Cannabis Regulations	20	3,629	3,649	3,629	3,629	7,258
Expungement Cannabis Crimes (FY 2023)	6,656	-	6,656	-	-	-
<b>Total Department of Public Safety</b>	<b>116,963</b>	<b>79,930</b>	<b>196,893</b>	<b>59,460</b>	<b>59,464</b>	<b>118,924</b>
<b>Peace Officer Standards and Training Board</b>						
Operating Increase	54	105	159	105	105	210
Additional Staff	1,027	1,028	2,055	1,011	1,011	2,022
Additional Office Space	228	30	258	30	30	60
<b>Total Peace Officer Standards and Training Board</b>	<b>1,309</b>	<b>1,163</b>	<b>2,472</b>	<b>1,146</b>	<b>1,146</b>	<b>2,292</b>
<b>Private Detective Board</b>						
Operating Increase	10	20	30	20	20	40
Additional Equipment and Staff	460	380	840	380	380	760
<b>Total Private Detective Board</b>	<b>470</b>	<b>400</b>	<b>870</b>	<b>400</b>	<b>400</b>	<b>800</b>
<b>Department of Corrections</b>						
Operating Increase	57,182	88,338	145,520	88,338	88,338	176,676
Prison Population Increase	4,070	5,977	10,047	-	-	-
Body Worn Cameras	1,000	1,000	2,000	-	-	-
Prison Rape Elimination Act	500	500	1,000	500	500	1,000
ARMER Radio System Upgrades	1,500	1,500	3,000	-	-	-
State Corrections Safety and Security	1,932	1,932	3,864	2,625	2,625	5,250
Health Services	2,750	2,750	5,500	3,400	3,400	6,800
Virtual Court Coordination and Modernization	500	500	1,000	500	500	1,000
Education Services	5,600	4,000	9,600	2,000	2,000	4,000

<b>Appropriation Changes by Agency</b>	<b>FY 2024</b>	<b>FY 2025</b>	<b>FY 2024-25</b>	<b>FY 2026</b>	<b>FY 2027</b>	<b>FY 2026-27</b>
Successful Re-entry for Public Safety	375	875	1,250	875	875	1,750
Evidence Based Practices Unit	750	750	1,500	750	750	1,500
Family Support Unit	480	480	960	480	480	960
Inmate Phone Calls	3,100	3,100	6,200	3,100	3,100	6,200
Interstate Compact Transport Reimbursement	250	250	500	-	-	-
Bed Costs - Organized Theft	29	75	104	92	92	184
Bed Costs - Burglary Following Trespass	10	40	50	55	55	110
Bed Costs - Converted Machine Guns	10	18	28	18	18	36
Bed Costs - Fentanyl Penalty Increases	19	58	77	97	134	231
Bed Costs - Qualified Domestic Orders	19	47	66	79	92	171
Bed Savings - Felony Murder Limitation	(140)	(277)	(417)	(277)	(277)	(554)
Bed Savings - Juvenile Release Board	(15)	(242)	(257)	(383)	(465)	(848)
Aiding and Abetting Task Force	25	-	25	-	-	-
Supportive Art in Prison	425	-	425	-	-	-
Probation Reform Formula Increase	43,617	43,617	87,234	43,617	43,617	87,234
Tribal Supervision	2,750	2,750	5,500	2,750	2,750	5,500
Supervision Advisory Committee	75	-	75	-	-	-
Community Based Sex Offender Treatment	1,915	1,915	3,830	1,915	1,915	3,830
Public Safety Through Stable Housing	2,130	2,130	4,260	1,685	1,685	3,370
Regional and County Jail Study	150	-	150	-	-	-
Juvenile Detention Alternatives to MNSCU	(500)	(500)	(1,000)	(500)	(500)	(1,000)
Expand Work Release	500	500	1,000	500	500	1,000
Model Discharge Plans	80	80	160	-	-	-
Fentanyl - Narcan	2	2	4	2	2	4
Sunset Alternative to Incarceration	-	-	-	(480)	(480)	(960)
Public Safety Data Infrastructure	22,914	22,915	45,829	4,097	4,097	8,194
Recruitment and Retention	3,200	400	3,600	400	400	800

<b>Appropriation Changes by Agency</b>	<b>FY 2024</b>	<b>FY 2025</b>	<b>FY 2024-25</b>	<b>FY 2026</b>	<b>FY 2027</b>	<b>FY 2026-27</b>
Accountability and Transparency	1,000	1,000	2,000	1,480	1,480	2,960
Indeterminate Sentence Release Board	40	40	80	40	40	80
Clemency Review Commission	986	986	1,972	986	986	1,972
Claims Against the State	51	-	51	-	-	-
Restoration of Right to Vote Report	165	33	198	33	33	66
Cannabis Legalization; Base Adjustment	(165)	(368)	(533)	(460)	(503)	(963)
Operating Deficiency (FY 2023)	12,643	-	12,643	-	-	-
<b>Total Department of Corrections</b>	<b>171,924</b>	<b>187,171</b>	<b>359,095</b>	<b>158,314</b>	<b>158,239</b>	<b>316,553</b>
<b>Ombudsman for Corrections</b>						
Operating Increase	225	199	424	199	199	398
Additional Staff	217	237	454	237	237	474
<b>Total Ombudsman for Corrections</b>	<b>442</b>	<b>436</b>	<b>878</b>	<b>436</b>	<b>436</b>	<b>872</b>
<b>MMB Non-Operating - Public Safety</b>						
Transfer to Community Crime Violence Prevention Account	70,000	-	70,000	-	-	-
Transfer to Crisis Response and Investigation Account	10,000	-	10,000	-	-	-
Transfer to Indigenous Relatives Reward Fund	250	-	250	-	-	-
Transfer to Disaster Contingency Account (FY 2023)	40,000	-	40,000	-	-	-
<b>Total MMB Non-Operating - Public Safety</b>	<b>120,250</b>	<b>-</b>	<b>120,250</b>	<b>-</b>	<b>-</b>	<b>-</b>
<b>Total General Fund Changes</b>	<b>517,506</b>	<b>408,265</b>	<b>925,771</b>	<b>358,546</b>	<b>363,475</b>	<b>717,021</b>

**Table 4 - Judiciary and Public Safety**  
**Non-general Fund Changes Compared to Forecast**  
*(dollars in thousands)*

Appropriation Changes by Agency	Fund	FY 2024	FY 2025	FY 2024-25	FY 2026	FY 2027	FY 2026-27
<b>Department of Public Safety</b>							
Homeland Security Operating Increase	Environmental	46	54	100	54	54	108
Fire Marshal Operating Increase	Special Revenue	484	837	1,321	837	837	1,674
Hazardous Material Assessment Team	Special Revenue	70	70	140	70	70	140
Hazardous Material Response/Bomb Squad	Special Revenue	1,000	1,000	2,000	1,000	1,000	2,000
Fire Marshal Additional Staff	Special Revenue	2,535	2,535	5,070	2,535	2,535	5,070
Firefighter Training and Education Board	Special Revenue	1,383	1,383	2,766	1,383	1,383	2,766
Community Crime Prevention Grants	Special Revenue	14,000	14,000	28,000	14,000	14,000	28,000
Crisis Response Grants	Special Revenue	2,000	2,000	4,000	2,000	2,000	4,000
Indigenous Reward Fund	Special Revenue	250	-	250	-	-	-
Railroad and Pipeline Response	Special Revenue	2,590	1,840	4,430	1,840	1,840	3,680
Derailment Emergency Response Teams	Special Revenue	100	100	200	100	100	200
Next Gen 911 - Funding to Local Governments	911 Emergency	7,000	-	7,000	-	-	-
<b>Total Department of Public Safety</b>		<b>31,458</b>	<b>23,819</b>	<b>55,277</b>	<b>23,819</b>	<b>23,819</b>	<b>47,638</b>
<b>Total Non-general Fund Changes</b>		<b>31,458</b>	<b>23,819</b>	<b>55,277</b>	<b>23,819</b>	<b>23,819</b>	<b>47,638</b>

**Table 5 – Judiciary and Public Safety**  
**Revenue Changes Compared to Forecast**  
*(dollars in thousands)*

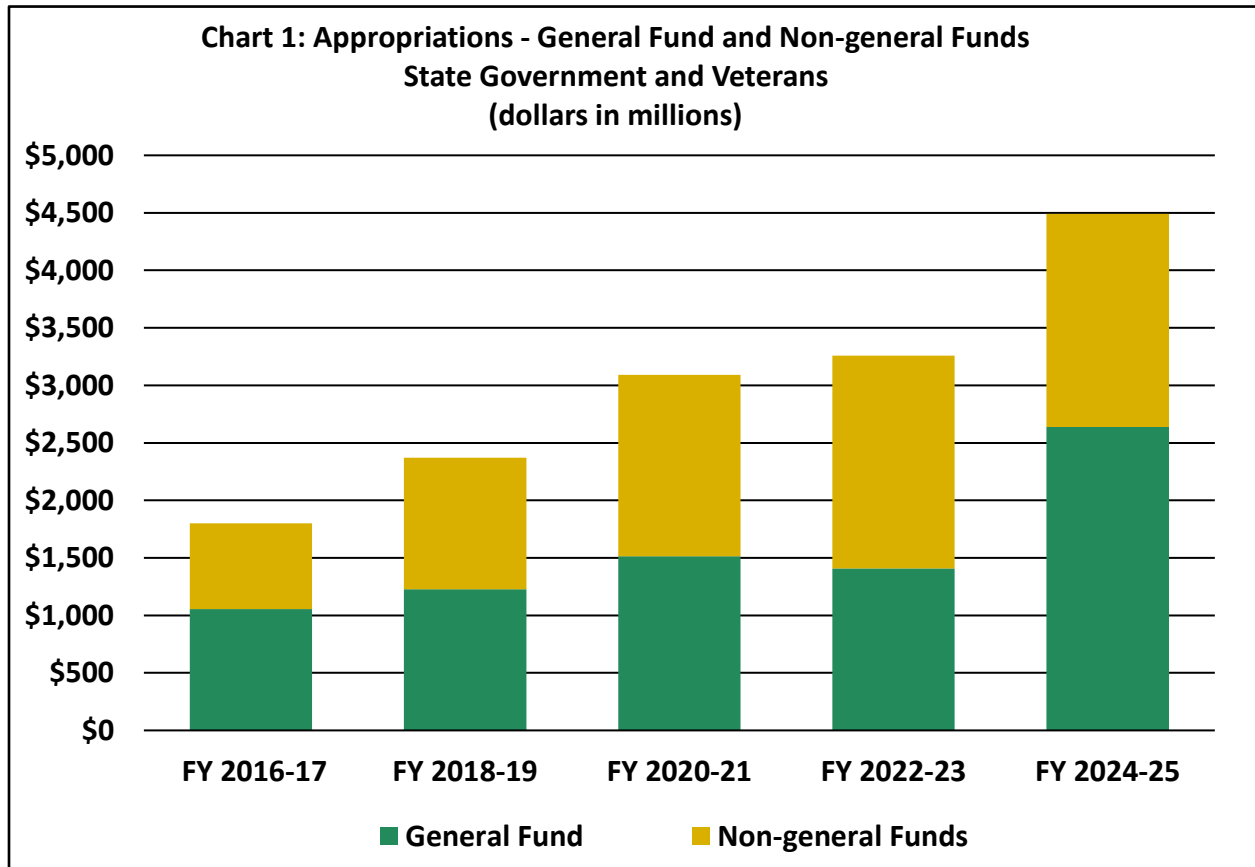
Revenue Changes by Agency	Fund	FY 2024	FY 2025	FY 2024-25	FY 2026	FY 2027	FY 2026-27
<b>Department of Corrections</b>							
County Probation Officers Chargeback	General	(5,910)	(5,910)	(11,820)	(5,910)	(5,910)	(11,820)
<b>Total Department of Corrections</b>		<b>(5,910)</b>	<b>(5,910)</b>	<b>(11,820)</b>	<b>(5,910)</b>	<b>(5,910)</b>	<b>(11,820)</b>
<b>Supreme Court</b>							
Eliminate Uncertified Document Fee	General	(265)	(284)	(549)	(284)	(584)	(868)
Ramsey County Fine Distribution Change	General	(91)	(121)	(212)	(121)	(121)	(242)
<b>Total Supreme Court</b>		<b>(91)</b>	<b>(121)</b>	<b>(212)</b>	<b>(121)</b>	<b>(121)</b>	<b>(242)</b>
<b>Department of Public Safety</b>							
Railroad and Pipeline Assessments	Special Revenue	4,000	4,000	8,000	4,000	4,000	8,000
Fire Premium Surcharge Increase to 0.065	Special Revenue	5,100	5,100	10,200	5,100	5,100	10,200
<b>Total Department of Public Safety</b>		<b>9,100</b>	<b>9,100</b>	<b>18,200</b>	<b>9,100</b>	<b>9,100</b>	<b>18,200</b>
<b>Total Revenue Changes for Budget Area</b>		<b>(3,099)</b>	<b>(3,069)</b>	<b>(6,168)</b>	<b>(3,069)</b>	<b>(3,069)</b>	<b>(6,138)</b>

**CHAPTER 10**  
**STATE GOVERNMENT AND VETERANS**

[Chapter 38](#) (the Omnibus Veterans and Military Affairs Act), [Chapter 45](#) (the Omnibus Pensions Finance Act), and [Chapter 62](#) (the Omnibus State Government and Elections Act) enacted the majority of appropriations for the State Government and Veterans budget for FY 2024-25. This budget area includes appropriations for the Legislature, constitutional officers, administrative state agencies, pension aids, and several small boards and agencies. Budget highlights for this area are discussed

below with detailed change items in the accompanying tables.

Chart 1 and Table 1 display State Government and Veterans appropriations since FY 2016-17 and divide each biennium between the General Fund and non-general funds. The total all funds budget for this area in FY 2024-25 was \$4.5 billion, of which \$2.6 billion, or 58.7 percent, was from the General Fund. As shown in Table 2b, the enacted all funds budget in FY 2024-25 increased by \$1.5 billion, or 51.6 percent, more than the February 2023 forecast, and





**Table 1 - State Government and Veterans  
Appropriations - General Fund and Non-general Funds**  
*(dollars in thousands)*

<b>Fund</b>	<b>FY 2016-17</b>	<b>FY 2018-19</b>	<b>FY 2020-21</b>	<b>FY 2022-23</b>	<b>FY 2024-25</b>
General Fund	1,053,888	1,226,956	1,513,327	1,408,375	2,637,873
Non-general Funds	747,321	1,142,742	1,577,610	1,849,108	1,853,365
<b>Total</b>	<b>1,801,209</b>	<b>2,369,698</b>	<b>3,090,937</b>	<b>3,257,483</b>	<b>4,491,238</b>
<b><u>Change vs Previous Biennium</u></b>					
General Fund	n/a	173,068	286,371	(104,952)	1,229,498
Percent Change	n/a	16.4%	23.3%	-6.9%	87.3%
All Funds	n/a	568,489	721,239	166,546	1,233,755
Percent Change	n/a	31.6%	30.4%	5.4%	37.9%

\$1.2 billion, or 37.9 percent, more than FY 2022-23.

The State Government and Veterans General Fund budget in FY 2024-25 totaled \$2.6 billion, an increase of \$1.3 billion, or 92.1 percent, more than the February 2023 forecast, and \$1.2 billion, or 87.3 percent, more than FY 2022-23.

### **Legislature**

Chapter 62 enacted a statutory open appropriation to the Legislature for member expenses beginning in FY 2026. The House Committee on Rules and Legislative Administration and the Senate Committee on Rules and Administration must certify to the Department of Management and Budget (MMB) by July 1 of each year the amounts to be appropriated to their respective bodies for this purpose. The remainder of the Legislature’s budget remains a direct

appropriation. However, under changes made in Chapter 62, in the case of a gubernatorial veto affecting either house of the Legislature, the Legislative Coordinating Commission (LCC), or another joint legislative entity, funding for the affected body or bodies is appropriated at the General Fund forecasted level plus three percent.

Chapter 62 also modified the duties of the Compensation Council so that the council is responsible for prescribing the salaries of agency heads. Previously, the council provided only recommendations for agency head salaries, which were ultimately set by the Governor and submitted to LCC’s Subcommittee on Employee Relations for review. Salaries set in this manner previously conformed to salary maximums established in law and adjusted annually for inflation. In addition to modifying the council’s duties,

Chapter 62 increased agency head salaries so that across-the-board increases for employees not previously applied to agency heads would be incorporated into their salaries beginning in FY 2024. The costs of these raises will be absorbed by each agency.

### **Governor**

The Governor's Office performs some centralized work on behalf of the entire executive branch and for which the Governor has authority to bill other agencies. In FY 2022-23, these billings totaled \$7.6 million out of the office's \$16 million in total expenditures, or 47.6 percent. Chapter 62 decreased the Governor's Office reliance on this funding model by increasing direct appropriations to the office. Moreover, of the additional \$11.2 million over forecast that was appropriated to the Governor's Office for FY 2024-25 from the General Fund, \$8.7 million was offset by a requirement that MMB reduce executive branch agency General Fund appropriations to capture the savings from reduced billings by the Governor's Office. These reductions must also be reflected in agency base budgets for FY 2026-27.

Chapter 62 also codified carryforward authority for the Governor's Office similar to that already granted to the Legislature. This authority is effective beginning with appropriations made in FY 2024.

### **Secretary of State**

Chapter 62 transferred \$2.5 million from the General Fund to a new voting operations, technology, and elections resources (VOTER)

account in the Special Revenue Fund. The Secretary of State (OSS) must distribute money in the account annually to local units of government for the administration of elections, according to a formula set in statute.

Chapter 62 also made changes to money deposited in the Help America Vote Act (HAVA) account. While most federal funds received by the state are appropriated by statute to agencies and available for spending after a review process by the Legislative Advisory Commission, federal funds received for HAVA are deposited in a separate account and are only available after the Legislature directly appropriates them. Chapter 62 established a statutory appropriation of money in the HAVA account to the OSS, allowing expenditure of money in the account without further action or review by the Legislature.

### **Department of Administration**

Chapter 62 appropriated \$20 million one-time for space consolidation, relocation, and rent loss as the department works with other state agencies to determine what the state government's physical footprint will look like with increased hybrid and remote work options.

Chapter 62 provided General Fund support for the state parking account, an internal service fund facing reduced revenues due to decreased parking usage on the Capitol complex. Without this support, parking fees charged by the Department of Administration would be expected to

increase significantly to maintain the account's solvency. Instead, Chapter 62 transferred \$4.3 million one-time from the General Fund into the account to replace lost revenues. Additionally, Chapter 62 repealed an annual \$1 million transfer from the state parking account to the General Fund. The purpose of this transfer was to use revenue from user fees for the Minnesota Senate Building's parking garage to offset General Fund appropriations for debt service payments on the structure. The total effect of these changes was a net reduction to the General Fund of \$6.3 million in FY 2024-25.

Funding from the General Fund for public broadcasting, for which the Department of Administration acts as fiscal agent, increased by \$6.8 million over forecast. Appropriations made in Chapter 62 for FY 2024-25 include:

- \$1 million for public television block grants, an existing program that had not been funded in recent years;
- \$3.5 million in additional grant funding for the Association of Minnesota Public Educational Radio Stations (AMPERS);
- \$1.3 million one-time for AMPERS to launch a diverse community radio news service; and
- \$1 million in additional funding for Minnesota Public Radio equipment grants to upgrade the state's Emergency Alert and AMBER Alert systems.

The Department of Administration also acts as the fiscal agent for \$31.1 million appropriated in FY 2024-25 from the constitutionally dedicated Legacy funds for

activities such as public broadcasting, zoos, and museums. (See Appendix C for details.)

### **Department of Management and Budget**

Chapter 62 appropriated \$28 million in FY 2024-25 to MMB to support and maintain enterprise resource planning systems used by all agencies for accounting, procurement, human resources, payroll, benefits, data reporting, and enterprise learning. Chapter 62 also eliminated a \$10 million annual statutory cap on MMB's authority to bill agencies for support of these systems.

Non-operational appropriation changes for MMB in Chapter 62 included an increase to the contingent account appropriation from \$500,000 to \$3 million, a one-time transfer of \$9.4 million from the General Fund to the asset preservation account, and a cancellation to the General Fund of the \$58.3 million balance from a 2022 appropriation for COVID-19 management.

In addition, [Chapter 70](#) appropriated \$14 million to MMB to establish the new Department of Children, Youth, and Families. (See chapter 6 of this report for discussion of this agency.)

### **Department of Veterans Affairs**

The Department of Veterans Affairs had previously received federal and state funds for the construction and furnishing of new veterans homes in Bemidji, Montevideo, and Preston. Those homes are scheduled to open in FY 2024, and Chapter 38 appropriated \$20.1 million in FY 2024-25 for their operation.

Chapter 38 appropriated an additional \$15 million one-time for the post-9/11 veterans and Gold Star families service bonus program first enacted in 2022. The funds will support higher than expected utilization of the program as well as expanded eligibility for the program. Those newly eligible for bonuses include veterans who received the Inherent Resolve Campaign Medal as well as veterans who currently live in Minnesota even if they first enlisted while living outside the state.

Additionally, Chapter 38 expanded eligibility for Minnesota's G.I. Bill by lifting the annual and lifetime caps for the program and by eliminating the distinction between part-time and full-time students in determining award maximums. The G.I. Bill is funded under an existing statutory open appropriation, subject to a \$6 million annual maximum. The eligibility expansion is expected to cost an additional \$2.9 million per biennium but to remain below the program cap.

### **Pensions**

Three pensions bills with fiscal implications were enacted in the 2023 session, totaling \$600 million of one-time General Fund appropriations in FY 2024. The largest of these, Chapter 45, reduced the rate of return assumption for each of the public employee pension plans from 7.5 to seven percent; provided for one-time, non-compounding cost-of-living adjustments for beneficiaries; enacted a modified Rule of 92 for participants in the Saint Paul Teachers Retirement Fund Association plan; and

appropriated \$485.9 million in direct aid to public employee pension plans.

Other enacted pensions appropriations included:

- \$100 million for transfer to the public safety officer's benefit account to administer and pay reimbursements for peace officer and firefighter duty disability claims ([Chapter 48](#));
- \$5 million for MMB to provide incentive payments to fire department retirement plan accounts for joining the statewide volunteer firefighter plan (Chapter 45);
- \$5 million in administrative startup funds for the secure choice retirement program, a retirement savings program for non-public employees. The program will eventually become self-sustaining through fees assessed on accounts managed by the Secure Choice Retirement Program Board ([Chapter 46](#)); and
- \$3 million for the Public Employees Retirement Association and \$1 million for the Minnesota State Retirement System for a psychological condition treatment process established for certain duty disability applicants (Chapter 48).

### **Other Agencies**

Other enacted General Fund budget highlights included:

- \$2.1 million in FY 2025 and \$1.4 million in each odd-numbered fiscal year thereafter for the campaign public subsidy program operated by the

Campaign Finance and Public Disclosure Board (Chapter 62);

- \$1 million to create the Council on LGBTQIA2S+ Minnesotans (Chapter 62);
- \$9.4 million one-time in FY 2024 to the Minnesota Historical Society for asset preservation (Chapter 62); and

- one-time appropriations to the Department of Military Affairs of \$17.6 million for an army combat fitness test field house, \$14.1 million for construction of a new military and veterans museum, and \$3 million for expanded enlistment incentives (Chapter 38).

**Table 2a - State Government and Veterans**  
**All Funds Biennial Spending/Appropriations by Agency and Fund**  
*(dollars in thousands)*

Agency/Fund	FY 2022-23 Spending*	FY 2024-25 Forecast Base	FY 2024-25 Enacted Budget	Change: Enacted - FY 2022-23	Change: Enacted - Fcst. Base
<b>Legislature</b>					
General Fund	213,571	200,811	276,473	62,902	75,662
<u>Special Revenue Fund</u>	<u>421</u>	<u>376</u>	<u>898</u>	<u>477</u>	<u>522</u>
Subtotal for Legislature	213,992	201,187	277,371	63,379	76,184
<i>Environment Trust/Legacy Funds</i>					
Arts and Cultural Heritage Fund	10	-	4	(6)	4
Clean Water Fund	18	-	6	(12)	6
Outdoor Heritage Fund	2,100	-	1,292	(808)	1,292
Parks and Trails Fund	8	-	3	(5)	3
<u>Environment and Natural Resources Trust Fund</u>	<u>4,312</u>	<u>-</u>	<u>2,902</u>	<u>(1,410)</u>	<u>2,902</u>
<i>Subtotal Environment Trust/Legacy Funds</i>	<i>6,448</i>	<i>-</i>	<i>4,207</i>	<i>(2,241)</i>	<i>4,207</i>
<b>Total Legislature</b>	<b>220,440</b>	<b>201,187</b>	<b>281,578</b>	<b>61,138</b>	<b>80,391</b>
<b>Governor</b>					
General Fund	7,469	7,244	18,474	11,005	11,230
State Fiscal Recovery Fund	900	-	-	(900)	-

<b>Agency/Fund</b>	<b>FY 2022-23 Spending*</b>	<b>FY 2024-25 Forecast Base</b>	<b>FY 2024-25 Enacted Budget</b>	<b>Change: Enacted - FY 2022-23</b>	<b>Change: Enacted - Fcst. Base</b>
Special Revenue Fund	7,589	7,544	(1,128)	(8,717)	(8,672)
<b>Total Governor</b>	<b>15,958</b>	<b>14,788</b>	<b>17,346</b>	<b>1,388</b>	<b>2,558</b>
<b>State Auditor</b>					
General Fund	24,104	24,192	29,219	5,115	5,027
Special Revenue Fund	1,739	1,943	1,943	204	-
<b>Total State Auditor</b>	<b>25,843</b>	<b>26,135</b>	<b>31,162</b>	<b>5,319</b>	<b>5,027</b>
<b>Attorney General</b>					
General Fund	55,155	56,466	96,587	41,432	40,121
State Fiscal Recovery Fund	3,570	-	-	(3,570)	-
Environmental Fund	290	290	290	-	-
Expenses in Multiple Funds	(829)	(878)	(878)	(49)	-
Health Related Boards Fund	5,042	5,042	5,042	-	-
Remediation Fund	500	500	500	-	-
Special Revenue Fund	25,626	27,361	27,361	1,735	-
Federal Fund	6,805	8,296	8,296	1,491	-
<b>Total Attorney General</b>	<b>96,159</b>	<b>97,077</b>	<b>137,198</b>	<b>41,039</b>	<b>40,121</b>
<b>Secretary of State</b>					
General Fund	19,363	28,000	34,229	14,866	6,229
Special Revenue Fund	21,048	29,120	31,620	10,572	2,500

<b>Agency/Fund</b>	<b>FY 2022-23 Spending*</b>	<b>FY 2024-25 Forecast Base</b>	<b>FY 2024-25 Enacted Budget</b>	<b>Change: Enacted - FY 2022-23</b>	<b>Change: Enacted - Fcst. Base</b>
Gift Fund	310	-	-	(310)	-
<b>Total Secretary of State</b>	<b>40,721</b>	<b>57,120</b>	<b>65,849</b>	<b>25,128</b>	<b>8,729</b>
<b>Campaign Finance and Public Disclosure Board</b>					
General Fund	4,872	4,912	6,552	1,680	1,640
Special Revenue Fund	2,700	1,427	3,530	830	2,103
<b>Total Campaign Finance and Public Disclosure Board</b>	<b>7,572</b>	<b>6,339</b>	<b>10,082</b>	<b>2,510</b>	<b>3,743</b>
<b>Board of Investment</b>					
General Fund	278	278	278	-	-
Special Revenue Fund	16,994	25,043	25,043	8,049	-
<b>Total Board of Investment</b>	<b>17,272</b>	<b>25,321</b>	<b>25,321</b>	<b>8,049</b>	<b>-</b>
<b>Office of Administrative Hearings</b>					
General Fund	1,135	818	3,454	2,319	2,636
Environmental Fund	100	100	100	-	-
Workers' Compensation Fund	15,662	15,662	19,584	3,922	3,922
<b>Total Office of Administrative Hearings</b>	<b>16,897</b>	<b>16,580</b>	<b>23,138</b>	<b>6,241</b>	<b>6,558</b>
<b>Department of Information Technology Services</b>					
General Fund	19,737	18,464	146,355	126,618	127,891
Special Revenue Fund	774,643	778,581	778,581	3,938	-



Agency/Fund	FY 2022-23 Spending*	FY 2024-25 Forecast Base	FY 2024-25 Enacted Budget	Change: Enacted - FY 2022-23	Change: Enacted - Fcst. Base
<b>Total Department of Information Technology Services</b>	<b>794,380</b>	<b>797,045</b>	<b>924,936</b>	<b>130,556</b>	<b>127,891</b>
<b>Department of Administration</b>					
General Fund	70,663	155,143	228,110	157,447	72,967
State Fiscal Recovery Fund	15,845	-	-	(15,845)	-
Expenses in Multiple Funds	(3,514)	(7,306)	(7,306)	(3,792)	-
Renewable Development Account	432	182	872	440	690
Special Revenue Fund	96,861	106,792	118,269	21,408	11,477
Gift Fund	9,999	1,792	1,792	(8,207)	-
<u>Federal Fund</u>	<u>7,394</u>	<u>7,454</u>	<u>7,454</u>	<u>60</u>	<u>-</u>
Subtotal for Department of Administration	197,680	264,057	349,191	151,511	85,134
<i>Environment Trust/Legacy Funds</i>					
Environmental and Natural Resources Trust Fund	200	-	-	(200)	-
<u>Arts and Cultural Heritage Fund</u>	<u>23,654</u>	<u>-</u>	<u>31,145</u>	<u>7,491</u>	<u>31,145</u>
<i>Subtotal Environment Trust/Legacy Funds</i>	<i>23,854</i>	<i>-</i>	<i>31,145</i>	<i>7,291</i>	<i>31,145</i>
<b>Total Department of Administration</b>	<b>221,534</b>	<b>264,057</b>	<b>380,336</b>	<b>158,802</b>	<b>116,279</b>
<b>Capitol Area Architectural and Planning Board</b>					
General Fund	1,751	730	1,730	(21)	1,000
<b>Total Capitol Area Architectural and Planning Board</b>	<b>1,751</b>	<b>730</b>	<b>1,730</b>	<b>(21)</b>	<b>1,000</b>

<b>Agency/Fund</b>	<b>FY 2022-23 Spending*</b>	<b>FY 2024-25 Forecast Base</b>	<b>FY 2024-25 Enacted Budget</b>	<b>Change: Enacted - FY 2022-23</b>	<b>Change: Enacted - Fcst. Base</b>
<b>Department of Management and Budget</b>					
General Fund	59,530	60,280	133,288	73,758	73,008
State Fiscal Recovery Fund	7,378	-	-	(7,378)	-
Coronavirus Relief Fund	62	-	-	(62)	-
Opiate Epidemic Response Fund	600	600	600	-	-
Special Revenue Fund	33,861	37,030	37,030	3,169	-
Gift Fund	101	150	150	49	-
<b>Total Department of Management and Budget</b>	<b>101,532</b>	<b>98,060</b>	<b>171,068</b>	<b>69,536</b>	<b>73,008</b>
<b>MMB - Non-Operating</b>					
General Fund	192,031	106,664	715,592	523,561	608,928
State Fiscal Recovery Fund	1,529	-	-	(1,529)	-
Debt Service Fund	200	400	400	200	-
Health Related Boards Fund	800	800	800	-	-
Special Revenue Fund	456	460	5,460	5,004	5,000
Workers' Compensation Fund	100	200	200	100	-
Federal Fund	17,747	19,530	19,530	1,783	-
<b>Total MMB Non-Operating</b>	<b>212,863</b>	<b>128,054</b>	<b>741,982</b>	<b>529,119</b>	<b>613,928</b>
<b>Department of Revenue</b>					
General Fund	349,797	350,286	431,883	82,086	81,597
Environmental Fund	610	610	610	-	-
Health Care Access Fund	3,520	3,520	3,520	-	-

<b>Agency/Fund</b>	<b>FY 2022-23 Spending*</b>	<b>FY 2024-25 Forecast Base</b>	<b>FY 2024-25 Enacted Budget</b>	<b>Change: Enacted - FY 2022-23</b>	<b>Change: Enacted - Fcst. Base</b>
Highway User Tax Distribution Fund	4,390	4,390	4,390	-	-
Special Revenue Fund	16,459	16,543	16,543	84	-
<b>Total Department of Revenue</b>	<b>374,776</b>	<b>375,349</b>	<b>456,946</b>	<b>82,170</b>	<b>81,597</b>
<b>Gambling Control Board</b>					
Special Revenue Fund	10,851	10,022	12,699	1,848	2,677
<b>Total Gambling Control Board</b>	<b>10,851</b>	<b>10,022</b>	<b>12,699</b>	<b>1,848</b>	<b>2,677</b>
<b>Racing Commission</b>					
General Fund	-	-	1,000	1,000	1,000
Special Revenue Fund	10,744	10,242	10,303	(441)	61
<b>Total Racing Commission</b>	<b>10,744</b>	<b>10,242</b>	<b>11,303</b>	<b>559</b>	<b>1,061</b>
<b>Amateur Sports Commission</b>					
General Fund	628	634	1,620	992	986
Renewable Development Account	-	-	4,200	4,200	4,200
Special Revenue Fund	593	156	156	(437)	-
<b>Total Amateur Sports Commission</b>	<b>1,221</b>	<b>790</b>	<b>5,976</b>	<b>4,755</b>	<b>5,186</b>
<b>Council for Minnesotans of African Heritage</b>					
General Fund	1,096	1,104	1,611	515	507
Special Revenue Fund	10	-	-	(10)	-

Agency/Fund	FY 2022-23 Spending*	FY 2024-25 Forecast Base	FY 2024-25 Enacted Budget	Change: Enacted - FY 2022-23	Change: Enacted - Fcst. Base
<b>Total Council for Minnesotans of African Heritage</b>	<b>1,106</b>	<b>1,104</b>	<b>1,611</b>	<b>505</b>	<b>507</b>
<b>Council on Latino Affairs</b>					
General Fund	1,078	1,088	1,344	266	256
<b>Total Council on Latino Affairs</b>	<b>1,078</b>	<b>1,088</b>	<b>1,344</b>	<b>266</b>	<b>256</b>
<b>Council on Asian-Pacific Minnesotans</b>					
General Fund	1,059	1,068	1,268	209	200
Special Revenue Fund	39	18	18	(21)	-
Gift Fund	5	-	-	(5)	-
<b>Total Council on Asian-Pacific Minnesotans</b>	<b>1,103</b>	<b>1,086</b>	<b>1,286</b>	<b>183</b>	<b>200</b>
<b>Council on LGBTQIA2S+ Minnesotans</b>					
General Fund	-	-	999	999	999
<b>Total Council on LGBTQIA2S+ Minnesotans</b>	<b>-</b>	<b>-</b>	<b>999</b>	<b>999</b>	<b>999</b>
<b>Indian Affairs Council</b>					
General Fund	1,719	1,728	2,697	978	969
<u>Special Revenue Fund</u>	<u>469</u>	<u>125</u>	<u>125</u>	<u>(344)</u>	<u>-</u>
Subtotal for Indian Affairs Council	2,188	1,853	2,822	634	969
<i>Environment Trust/Legacy Funds</i>					

<b>Agency/Fund</b>	<b>FY 2022-23 Spending*</b>	<b>FY 2024-25 Forecast Base</b>	<b>FY 2024-25 Enacted Budget</b>	<b>Change: Enacted - FY 2022-23</b>	<b>Change: Enacted - Fcst. Base</b>
<u>Arts and Cultural Heritage Fund</u>	<u>4,767</u>	-	<u>4,600</u>	<u>(167)</u>	<u>4,600</u>
<i>Subtotal Environment Trust/Legacy Funds</i>	<i>4,767</i>	-	<i>4,600</i>	<i>(167)</i>	<i>4,600</i>
<b>Total Indian Affairs Council</b>	<b>6,955</b>	<b>1,853</b>	<b>7,422</b>	<b>467</b>	<b>5,569</b>
<b>Minnesota Historical Society</b>					
<u>General Fund</u>	<u>47,886</u>	<u>47,836</u>	<u>62,288</u>	<u>14,402</u>	<u>14,452</u>
Subtotal for Minnesota Historical Society	47,886	47,836	62,288	14,402	14,452
<i>Environment Trust/Legacy Funds</i>					
<u>Arts and Cultural Heritage Fund</u>	<u>49,445</u>	-	<u>36,981</u>	<u>(12,464)</u>	<u>36,981</u>
<i>Subtotal Environment Trust/Legacy Funds</i>	<i>49,445</i>	-	<i>36,981</i>	<i>(12,464)</i>	<i>36,981</i>
<b>Total Minnesota Historical Society</b>	<b>97,331</b>	<b>47,836</b>	<b>99,269</b>	<b>1,938</b>	<b>51,433</b>
<b>Board of the Arts</b>					
General Fund	15,083	15,122	15,561	478	439
<u>Federal Fund</u>	<u>2,615</u>	<u>1,866</u>	<u>1,866</u>	<u>(749)</u>	-
Subtotal for Board of the Arts	17,698	16,988	17,427	(271)	439
<i>Environment Trust/Legacy Funds</i>					
<u>Arts and Cultural Heritage Fund</u>	<u>74,560</u>	-	<u>92,217</u>	<u>17,657</u>	<u>92,217</u>
<i>Subtotal Environment Trust/Legacy Funds</i>	<i>74,560</i>	-	<i>92,217</i>	<i>17,657</i>	<i>92,217</i>
<b>Total Board of the Arts</b>	<b>92,258</b>	<b>16,988</b>	<b>109,644</b>	<b>17,386</b>	<b>92,656</b>

Agency/Fund	FY 2022-23 Spending*	FY 2024-25 Forecast Base	FY 2024-25 Enacted Budget	Change: Enacted - FY 2022-23	Change: Enacted - Fcst. Base
<b>Humanities Center</b>					
<u>General Fund</u>	<u>1,400</u>	<u>1,400</u>	<u>4,440</u>	<u>3,040</u>	<u>3,040</u>
Subtotal for Humanities Center	1,400	1,400	4,440	3,040	3,040
<i>Environment Trust/Legacy Funds</i>					
<u>Arts and Cultural Heritage Fund</u>	<u>12,450</u>	<u>-</u>	<u>16,455</u>	<u>4,005</u>	<u>16,455</u>
Subtotal Environment Trust/Legacy Funds	12,450	-	16,455	4,005	16,455
<b>Total Humanities Center</b>	<b>13,850</b>	<b>1,400</b>	<b>20,895</b>	<b>7,045</b>	<b>19,495</b>
<b>Board of Accountancy</b>					
General Fund	1,386	1,406	1,707	321	301
<b>Total Board of Accountancy</b>	<b>1,386</b>	<b>1,406</b>	<b>1,707</b>	<b>321</b>	<b>301</b>
<b>Board of Architecture, Engineering</b>					
General Fund	1,737	1,748	1,806	69	58
<b>Total Board of Architecture, Engineering</b>	<b>1,737</b>	<b>1,748</b>	<b>1,806</b>	<b>69</b>	<b>58</b>
<b>Board of Barber Examiners</b>					
General Fund	701	706	894	193	188
<b>Total Board of Barber Examiners</b>	<b>701</b>	<b>706</b>	<b>894</b>	<b>193</b>	<b>188</b>

Agency/Fund	FY 2022-23 Spending*	FY 2024-25 Forecast Base	FY 2024-25 Enacted Budget	Change: Enacted - FY 2022-23	Change: Enacted - Fcst. Base
<b>Board of Cosmetologist Examiners</b>					
General Fund	5,846	5,846	7,069	1,223	1,223
<b>Total Board of Cosmetologist Examiners</b>	<b>5,846</b>	<b>5,846</b>	<b>7,069</b>	<b>1,223</b>	<b>1,223</b>
<b>Minnesota State Retirement System</b>					
General Fund	29,603	28,915	28,915	(688)	-
Special Revenue Fund	-	-	1,000	1,000	1,000
<b>Total Minnesota State Retirement System</b>	<b>29,603</b>	<b>28,915</b>	<b>29,915</b>	<b>312</b>	<b>1,000</b>
<b>Public Employees Retirement Association</b>					
Special Revenue Fund	-	-	3,000	3,000	3,000
<b>Total Public Employees Retirement Association</b>	<b>-</b>	<b>-</b>	<b>3,000</b>	<b>3,000</b>	<b>3,000</b>
<b>Department of Veterans Affairs</b>					
General Fund	219,748	194,952	287,897	68,149	92,945
State Fiscal Recovery Fund	200	-	-	(200)	-
Coronavirus Relief Fund	2,315	-	-	(2,315)	-
Special Revenue Fund	264,864	259,203	308,863	43,999	49,660
Gift Fund	1,784	1,942	1,942	158	-
Federal Fund	103,739	-	-	(103,739)	-
<b>Total Department of Veterans Affairs</b>	<b>592,650</b>	<b>456,097</b>	<b>598,702</b>	<b>6,052</b>	<b>142,605</b>

Agency/Fund	FY 2022-23 Spending*	FY 2024-25 Forecast Base	FY 2024-25 Enacted Budget	Change: Enacted - FY 2022-23	Change: Enacted - Fcst. Base
<b>Department of Military Affairs</b>					
General Fund	59,949	55,334	94,533	34,584	39,199
State Fiscal Recovery Fund	883	-	-	(883)	-
Special Revenue Fund	5,132	5,074	5,074	(58)	-
<u>Federal Fund</u>	<u>175,399</u>	<u>207,231</u>	<u>207,231</u>	<u>31,832</u>	<u>-</u>
Subtotal for Department of Military Affairs	241,363	267,639	306,838	65,475	39,199
<i>Environment Trust/Legacy Funds</i>					
<u>Environment and Natural Resources Trust Fund</u>	-	-	<u>187</u>	<u>187</u>	<u>187</u>
<i>Subtotal Environment Trust/Legacy Funds</i>	-	-	<i>187</i>	<i>187</i>	<i>187</i>
<b>Total Department of Military Affairs</b>	<b>241,363</b>	<b>267,639</b>	<b>307,025</b>	<b>65,662</b>	<b>39,386</b>

\*As adjusted by FY 2023 changes made by the 2023 Legislature, if any.



**Table 2b - State Government and Veterans**  
**All Funds Biennial Spending/Appropriations by Budget Area and Fund**  
*(dollars in thousands)*

Fund	FY 2022-23 Spending*	FY 2024-25 Forecast Base	FY 2024-25 Enacted Budget	Change: Enacted - FY 2022-23	Change: Enacted - Fcst. Base
<b>Budget Area - All Agencies</b>					
General Fund	1,408,375	1,373,175	2,637,873	1,229,498	1,264,698
State Fiscal Recovery Fund	30,305	-	-	(30,305)	-
Expenses in Multiple Funds	(4,343)	(8,184)	(8,184)	(3,841)	-
Coronavirus Relief Fund	2,377	-	-	(2,377)	-
Debt Service Fund	200	400	400	200	-
Environmental Fund	1,000	1,000	1,000	-	-
Health Care Access Fund	3,520	3,520	3,520	-	-
Health Related Boards Fund	5,842	5,842	5,842	-	-
Highway User Tax Distribution Fund	4,390	4,390	4,390	-	-
Opiate Epidemic Response Fund	600	600	600	-	-
Remediation Fund	500	500	500	-	-
Renewable Development Account	432	182	5,072	4,640	4,890
Workers' Compensation Fund	15,762	15,862	19,784	4,022	3,922
Special Revenue Fund	1,291,099	1,317,060	1,386,388	95,289	69,328
Gift Fund	12,199	3,884	3,884	(8,315)	-
<u>Federal Fund</u>	<u>313,699</u>	<u>244,377</u>	<u>244,377</u>	<u>(69,322)</u>	-

<b>Fund</b>	<b>FY 2022-23 Spending*</b>	<b>FY 2024-25 Forecast Base</b>	<b>FY 2024-25 Enacted Budget</b>	<b>Change: Enacted - FY 2022-23</b>	<b>Change: Enacted - Fcst. Base</b>
Subtotal for Non-Dedicated Funds	3,085,957	2,962,608	4,305,446	1,219,489	1,342,838
<i>Environment Trust/Legacy Funds</i>					
Environment and Natural Resources Trust Fund	4,512	-	3,089	(1,423)	3,089
Arts and Cultural Heritage Fund	164,886	-	181,402	16,516	181,402
Clean Water Fund	18	-	6	(12)	6
Outdoor Heritage Fund	2,100	-	1,292	(808)	1,292
<u>Parks and Trails Fund</u>	<u>8</u>	<u>-</u>	<u>3</u>	<u>(5)</u>	<u>3</u>
<i>Subtotal Environment Trust/Legacy Funds</i>	<i>171,524</i>	<i>-</i>	<i>185,792</i>	<b>14,268</b>	<b>185,792</b>
<b>Total for Budget Area</b>	<b>3,257,481</b>	<b>2,962,608</b>	<b>4,491,238</b>	<b>1,233,757</b>	<b>1,528,630</b>
<b>Percent Change</b>				<b>37.9%</b>	<b>51.6%</b>
<b>General Fund Percent of All Funds</b>	<b>43.2%</b>	<b>46.4%</b>	<b>58.7%</b>		

\* As adjusted by FY 2023 changes made by the 2023 Legislature, if any.

**Table 3 - State Government and Veterans**  
**General Fund Changes Compared to Forecast**  
*(dollars in thousands)*

Appropriation Changes by Agency	FY 2024	FY 2025	FY 2024-25	FY 2026	FY 2027	FY 2026-27
<b>Legislature</b>						
Senate Operations	3,500	6,300	9,800	6,300	6,300	12,600
House of Representatives Operations	7,615	8,127	15,742	8,127	8,127	16,254
Legislative Coordinating Commission (LCC) Operations	39,840	7,835	47,675	7,835	7,835	15,670
Office on Economic Status of Women	200	200	400	400	400	800
LCC Task Forces and NCSL Study	720	100	820	-	-	-
LCC Translation Services	1,000	-	1,000	-	-	-
Metropolitan Governance Task Force	225	-	225	-	-	-
<b>Total Legislature</b>	<b>53,100</b>	<b>22,562</b>	<b>75,662</b>	<b>22,662</b>	<b>22,662</b>	<b>45,324</b>
<b>Governor</b>						
Operating Increase	5,346	5,594	10,940	5,594	5,594	11,188
Office of Tribal Relations	290	-	290	-	-	-
<b>Total Governor</b>	<b>5,636</b>	<b>5,594</b>	<b>11,230</b>	<b>5,594</b>	<b>5,594</b>	<b>11,188</b>
<b>State Auditor</b>						
Operating Increase	572	937	1,509	951	961	1,912
Administrative Support	395	409	804	409	409	818

<b>Appropriation Changes by Agency</b>	<b>FY 2024</b>	<b>FY 2025</b>	<b>FY 2024-25</b>	<b>FY 2026</b>	<b>FY 2027</b>	<b>FY 2026-27</b>
Technology Staffing	251	260	511	260	260	520
Township Specialist	113	116	229	116	116	232
Legal and Special Investigations Staffing	361	373	734	373	373	746
Small City and Township Accounting System Assistance and Grants	500	-	500	-	-	-
Regulatory Compliance and Oversight Dashboard	600	-	600	-	-	-
Electronic Auditing Tools	80	60	140	60	60	120
<b>Total State Auditor</b>	<b>2,872</b>	<b>2,155</b>	<b>5,027</b>	<b>2,169</b>	<b>2,179</b>	<b>4,348</b>
<b>Attorney General</b>						
Operating Increase	21,647	12,676	34,323	12,676	12,676	25,352
Anti-Trust and Non-Profit Oversight	2,500	-	2,500	-	-	-
Transfer to Consumer Litigation Account	1,000	-	1,000	-	-	-
Prescription Drug Affordability Act	549	549	1,098	549	549	1,098
Report on Technology Impact to Minnesotans	142	142	284	-	-	-
Elections Enforcement	100	100	200	100	100	200
Adult-use Cannabis	358	358	716	358	358	716
<b>Total Attorney General</b>	<b>26,296</b>	<b>13,825</b>	<b>40,121</b>	<b>13,683</b>	<b>13,683</b>	<b>27,366</b>
<b>Secretary of State</b>						
Operating Increase	316	448	764	316	448	764
Safe at Home	380	380	760	380	380	760
Expanding Business Services, Translation Services	128	108	236	108	108	216
Office Security	200	200	400	200	200	400

<b>Appropriation Changes by Agency</b>	<b>FY 2024</b>	<b>FY 2025</b>	<b>FY 2024-25</b>	<b>FY 2026</b>	<b>FY 2027</b>	<b>FY 2026-27</b>
Diversity, Equity, Accessibility, and Inclusion						
Coordinator	88	88	176	88	88	176
Content Management System Upgrade	800	-	800	-	-	-
Data Center Move	200	-	200	-	-	-
Election Administration and Voter Information	559	559	1,118	559	559	1,118
Elections Administration Changes	21	-	21	-	-	-
Early Voting	137	27	164	27	27	54
Voting Study	125	-	125	-	-	-
Education Campaign for Restoration of Voting						
Rights	200	-	200	-	-	-
Voting Reforms Act	709	152	861	470	152	622
Base Adjustment	(48)	(48)	(96)	(48)	(48)	(96)
Accessibility Grants	500	-	500	-	-	-
Restore the Vote (FY 2023)	14	-	14	-	-	-
Reimbursement of Legal Fees (FY 2023)	495	-	495	-	-	-
<b>Total Secretary of State</b>	<b>4,824</b>	<b>1,914</b>	<b>6,738</b>	<b>2,100</b>	<b>1,914</b>	<b>4,014</b>
<b>Campaign Finance and Public Disclosure Board</b>						
Operating Increase	149	189	338	189	189	378
Cloud Services	50	50	100	50	50	100
New Audit Staff	220	220	440	220	220	440
Lobbyist Registration Changes	157	105	262	105	105	210
Campaign Public Subsidy	-	-	-	-	1,412	1,412
Cybersecurity, MnGeo Coding, and Cloud						
Integration	250	250	500	60	60	120

<b>Appropriation Changes by Agency</b>	<b>FY 2024</b>	<b>FY 2025</b>	<b>FY 2024-25</b>	<b>FY 2026</b>	<b>FY 2027</b>	<b>FY 2026-27</b>
<b>Total Campaign Finance and Public Disclosure Board</b>	<b>826</b>	<b>814</b>	<b>1,640</b>	<b>624</b>	<b>2,036</b>	<b>2,660</b>
<b>Office of Administrative Hearings</b>						
Operating Increase	26	35	61	35	35	70
Supplemental Case Load Management	250	250	500	250	250	500
Public Comment Portal	2,075	-	2,075	-	-	-
Operations (FY 2023)	196	-	196	-	-	-
<b>Total Office of Administrative Hearings</b>	<b>2,547</b>	<b>285</b>	<b>2,832</b>	<b>285</b>	<b>285</b>	<b>570</b>
<b>Department of Information Technology Services</b>						
Operating Increase	456	926	1,382	926	926	1,852
Flexible One-time Operations Increase	5,000	-	5,000	-	-	-
Cybersecurity Advancements	12,484	20,396	32,880	-	-	-
Enterprise Cloud Transformation	10,685	22,910	33,595	-	-	-
Targeted Application Modernization	40,000	-	40,000	-	-	-
Children's Cabinet Information Technology	2,000	2,000	4,000	-	-	-
Accessible Technology	300	300	600	300	300	600
MnGeo Expansion	358	376	734	395	414	809
Public Land Survey System Monuments	9,700	-	9,700	-	-	-
<b>Total Department of Information Technology Services</b>	<b>80,983</b>	<b>46,908</b>	<b>127,891</b>	<b>1,621</b>	<b>1,640</b>	<b>3,261</b>
<b>Department of Administration</b>						
Operating Increase	1,399	1,902	3,301	1,902	1,902	3,804

<b>Appropriation Changes by Agency</b>	<b>FY 2024</b>	<b>FY 2025</b>	<b>FY 2024-25</b>	<b>FY 2026</b>	<b>FY 2027</b>	<b>FY 2026-27</b>
Procurement Technical Assistance Center State Match	350	350	700	350	350	700
Space Consolidation, Relocation, Rent Loss	12,000	8,000	20,000	-	-	-
In-Lieu-of-Rent Increase	614	614	1,228	614	614	1,228
Archaeological and Cemetery Site Inventory Portal	236	242	478	193	205	398
Office of the State Archaeologist	200	200	400	200	200	400
Risk Management Fund Property Self-Insurance	12,500	-	12,500	-	-	-
Small Agency Resource Team Increase	325	325	650	325	325	650
State Historic Preservation Office Information Technology	485	500	985	160	160	320
Office of Enterprise Sustainability	360	360	720	360	360	720
Office of Grants Management Oversight	1,000	1,000	2,000	1,000	1,000	2,000
Office of Grants Management Equity	497	397	894	397	397	794
Statewide Grants Management System Study	735	201	936	-	-	-
Office of Enterprise Translations	1,306	1,159	2,465	1,159	1,159	2,318
State Procurement Economic Disparities Study	500	1,000	1,500	-	-	-
Information Technology Project and Program Management	160	160	320	160	160	320
Small Agencies Study	102	-	102	-	-	-
Public Television Block Grants	500	500	1,000	500	500	1,000
AMBER Alert System	510	510	1,020	510	510	1,020
AMPERS Funding Increase	2,750	750	3,500	750	750	1,500
AMPERS Launch Community News Service	1,288	-	1,288	-	-	-
Parking Fund Support	3,255	1,085	4,340	-	-	-
State Demographic Center Researchers	260	260	520	260	260	520

<b>Appropriation Changes by Agency</b>	<b>FY 2024</b>	<b>FY 2025</b>	<b>FY 2024-25</b>	<b>FY 2026</b>	<b>FY 2027</b>	<b>FY 2026-27</b>
Update Capitol Mall Design Framework Plan	5,000	-	5,000	-	-	-
Buy Clean and Buy Fair Minnesota Act	522	367	889	367	367	734
Council on LGBTQIA2S+ Minnesotans Support	158	28	186	28	28	56
Center for Rural Policy Development Grant	100	-	100	-	-	-
New Energy Guidelines for State Buildings	690	-	690	-	-	-
Construction Material Environmental Analysis	255	-	255	-	-	-
Capitol Area Community Vitality Task Force Account	5,000	-	5,000	-	-	-
<b>Total Department of Administration</b>	<b>53,057</b>	<b>19,910</b>	<b>72,967</b>	<b>9,235</b>	<b>9,247</b>	<b>18,482</b>
<b>Capitol Area Architectural and Planning Board</b>						
Operating Increase	75	90	165	90	90	180
Zoning and Design Rulemaking	130	55	185	-	-	-
Commemorative Works for the Capitol Grounds	500	-	500	-	-	-
Task Force Support	150	-	150	-	-	-
Capitol Mall Design Framework (FY 2023)	1,000	-	1,000	-	-	-
<b>Total Capitol Area Architectural and Planning Board</b>	<b>1,855</b>	<b>145</b>	<b>2,000</b>	<b>90</b>	<b>90</b>	<b>180</b>
<b>Department of Management and Budget</b>						
Operating Increase	1,966	3,519	5,485	3,519	3,519	7,038
Enterprise Resources Planning Systems	13,489	14,490	27,979	6,470	6,470	12,940
Increased Staffing	2,203	2,203	4,406	2,503	2,503	5,006
Enterprise Continuity Planning	973	1,006	1,979	500	500	1,000
Statewide Internal Audit Office	466	622	1,088	622	622	1,244
Enterprise Accountability and Performance Team	2,200	2,200	4,400	2,700	2,700	5,400



<b>Appropriation Changes by Agency</b>	<b>FY 2024</b>	<b>FY 2025</b>	<b>FY 2024-25</b>	<b>FY 2026</b>	<b>FY 2027</b>	<b>FY 2026-27</b>
Children's Cabinet	1,000	1,000	2,000	1,000	1,000	2,000
Hiring and Retention of Employees with Disabilities	102	60	162	60	60	120
Capital Budget Outreach and Assistance	317	317	634	317	317	634
Collaboration for Data Disaggregation	2,500	2,500	5,000	-	-	-
Expediting Rental Assistance Study	200	-	200	-	-	-
Federal Funds Coordinator	570	570	1,140	570	570	1,140
Interactive Taxpayer Receipt	144	47	191	47	47	94
Outcomes and Results Consultation	450	450	900	450	450	900
Department of Children, Youth, and Families	11,931	2,066	13,997	-	-	-
Health Care Subcabinet	551	664	1,215	664	664	1,328
Keeping Nurses at the Bedside	-	232	232	-	-	-
Office of Addiction and Recovery	1,000	1,000	2,000	1,000	1,000	2,000
Federal Funds Coordinator (FY 2023)	70	-	70	-	-	-
<b>Total Department of Management and Budget</b>	<b>40,132</b>	<b>32,946</b>	<b>73,078</b>	<b>20,422</b>	<b>20,422</b>	<b>40,844</b>
<b>MMB - Non-Operating</b>						
Contingent Account Increase	1,000	1,500	2,500	1,000	-	1,000
Governor's Office Shift to Direct Funding Offset	(4,336)	(4,336)	(8,672)	(4,336)	(4,336)	(8,672)
Claims Bill	1,106	-	1,106	-	-	-
Pensions - Direct Aid to MSRS	99,240	-	99,240	-	-	-
Pensions - Direct Aid to PERA	194,746	-	194,746	-	-	-
Pensions - Direct Aid to TRA	176,167	-	176,167	-	-	-
Pensions - Direct Aid to SPTRFA	15,747	-	15,747	-	-	-
Pensions - Statewide Volunteer Firefighter Incentive Program	5,000	-	5,000	-	-	-

<b>Appropriation Changes by Agency</b>	<b>FY 2024</b>	<b>FY 2025</b>	<b>FY 2024-25</b>	<b>FY 2026</b>	<b>FY 2027</b>	<b>FY 2026-27</b>
Pensions - Pensions Commission Actuarial Appropriation	100	-	100	-	-	-
Transfer to MSRS Psychological Condition Treatment Account	1,000	-	1,000	-	-	-
Transfer to PERA Psychological Condition Treatment Account	3,000	-	3,000	-	-	-
Transfer to Public Safety Officer Benefit Account	100,000	-	100,000	-	-	-
Transfer to Secure Choice Retirement Program Account	5,000	-	5,000	-	-	-
Transfer to Asset Preservation Account	9,391	-	9,391	-	-	-
Transfer to VOTER Account	1,250	1,250	2,500	1,250	1,250	2,500
Transfer to State Elections Campaign Fund	-	2,103	2,103	-	-	-
Family Medical Benefit Insurance State Agency Premium Costs	-	-	-	3,014	3,014	6,028
Transfer to Family Medical Benefit Insurance Direct Care Provider Account	-	-	-	35	35	70
Help America Vote Act State Match (FY 2023)	461	-	-	-	-	-
COVID-19 Management Cancellation (FY 2023)	(58,334)	-	(58,334)	-	-	-
<b>Total MMB - Non-Operating</b>	<b>550,538</b>	<b>517</b>	<b>550,594</b>	<b>963</b>	<b>(37)</b>	<b>926</b>
<b>Department of Revenue</b>						
Operating Increase	15,830	26,058	41,888	24,708	24,708	49,416
Adult-use Cannabis	4,559	3,931	8,490	3,896	3,897	7,793
Free Filing Report	175	-	175	-	-	-
IRS Tax Filing Modernization Account	5,000	-	5,000	-	-	-

<b>Appropriation Changes by Agency</b>	<b>FY 2024</b>	<b>FY 2025</b>	<b>FY 2024-25</b>	<b>FY 2026</b>	<b>FY 2027</b>	<b>FY 2026-27</b>
Enhanced Taxpayer Assistance	1,000	1,000	2,000	1,000	1,000	2,000
Administration of 2023 Tax Act	3,000	-	3,000	3,000	-	3,000
Administration of Refundable Credit	21,000	-	21,000	-	-	-
Easy Enrollment	40	4	44	4	4	8
Administration of Refundable Credit (FY 2023)	1,000	-	1,000	-	-	-
<b>Total Department of Revenue</b>	<b>51,604</b>	<b>30,993</b>	<b>82,597</b>	<b>32,608</b>	<b>29,609</b>	<b>62,217</b>
<b>Racing Commission</b>						
Horseracing Integrity and Safety Act Compliance	1,000	-	1,000	-	-	-
<b>Total Racing Commission</b>	<b>1,000</b>	<b>-</b>	<b>1,000</b>	<b>-</b>	<b>-</b>	<b>-</b>
<b>Amateur Sports Commission</b>						
Operating Increase	12	24	36	24	24	48
Fiscal Coordinator Staff Addition	50	50	100	50	50	100
National Sports Center Ice Arena Roof Upgrade	850	-	850	-	-	-
<b>Total Amateur Sports Commission</b>	<b>912</b>	<b>74</b>	<b>986</b>	<b>74</b>	<b>74</b>	<b>148</b>
<b>Council for Minnesotans of African Heritage</b>						
Operating Increase	38	52	90	52	52	104
Additional Staffing	205	212	417	212	212	424
<b>Total Council for Minnesotans of African Heritage</b>	<b>243</b>	<b>264</b>	<b>507</b>	<b>264</b>	<b>264</b>	<b>528</b>
<b>Council on Latino Affairs</b>						
Operating Increase	15	31	46	31	31	62

<b>Appropriation Changes by Agency</b>	<b>FY 2024</b>	<b>FY 2025</b>	<b>FY 2024-25</b>	<b>FY 2026</b>	<b>FY 2027</b>	<b>FY 2026-27</b>
Communications Specialist	105	105	210	105	105	210
<b>Total Council on Latino Affairs</b>	<b>120</b>	<b>136</b>	<b>256</b>	<b>136</b>	<b>136</b>	<b>272</b>
<b>Council on Asian-Pacific Minnesotans</b>						
Operating Increase	89	111	200	111	111	222
<b>Total Council on Asian-Pacific Minnesotans</b>	<b>89</b>	<b>111</b>	<b>200</b>	<b>111</b>	<b>111</b>	<b>222</b>
<b>Council on LGBTQIA2S+ Minnesotans</b>						
Establish Council, Operations	500	499	999	499	499	998
<b>Total Council on LGBTQIA2S+ Minnesotans</b>	<b>500</b>	<b>499</b>	<b>999</b>	<b>499</b>	<b>499</b>	<b>998</b>
<b>Indian Affairs Council</b>						
Operating Increase	53	76	129	76	76	152
Legislative and Policy Director	120	120	240	120	120	240
Implement Private Cemeteries Act Update	300	300	600	300	300	600
<b>Total Indian Affairs Council</b>	<b>473</b>	<b>496</b>	<b>969</b>	<b>496</b>	<b>496</b>	<b>992</b>
<b>Minnesota Historical Society</b>						
Operating Increase	1,538	2,539	4,077	2,539	2,539	5,078
Earned Revenue Recovery	375	375	750	-	-	-
Commission to Redesign State Emblems	35	-	35	-	-	-
FarmAmerica Increase	100	100	200	-	-	-
Historic Sites Asset Preservation	9,390	-	9,390	-	-	-
<b>Total Minnesota Historical Society</b>	<b>11,438</b>	<b>3,014</b>	<b>14,452</b>	<b>2,539</b>	<b>2,539</b>	<b>5,078</b>

<b>Appropriation Changes by Agency</b>	<b>FY 2024</b>	<b>FY 2025</b>	<b>FY 2024-25</b>	<b>FY 2026</b>	<b>FY 2027</b>	<b>FY 2026-27</b>
<b>Board of the Arts</b>						
Operating Increase	13	26	39	26	26	52
Increase Grants Oversight	200	200	400	200	200	400
<b>Total Board of the Arts</b>	<b>213</b>	<b>226</b>	<b>439</b>	<b>226</b>	<b>226</b>	<b>452</b>
<b>Humanities Center</b>						
Operating Increase	95	95	190	95	95	190
Healthy Eating Here at Home	175	175	350	175	175	350
Cultural Awareness Programs and Grants	2,500	-	2,500	-	-	-
<b>Total Humanities Center</b>	<b>2,770</b>	<b>270</b>	<b>3,040</b>	<b>270</b>	<b>270</b>	<b>540</b>
<b>Board of Accountancy</b>						
Operating Increase	20	41	61	41	41	82
Additional Staffing	120	120	240	120	120	240
<b>Total Board of Accountancy</b>	<b>140</b>	<b>161</b>	<b>301</b>	<b>161</b>	<b>161</b>	<b>322</b>
<b>Board of Architecture, Engineering</b>						
Operations	19	39	58	39	39	78
<b>Total Board of Architecture, Engineering</b>	<b>19</b>	<b>39</b>	<b>58</b>	<b>39</b>	<b>39</b>	<b>78</b>
<b>Board of Barber Examiners</b>						
Operating Increase	89	99	188	99	99	198
<b>Total Board of Barber Examiners</b>	<b>89</b>	<b>99</b>	<b>188</b>	<b>99</b>	<b>99</b>	<b>198</b>

<b>Appropriation Changes by Agency</b>	<b>FY 2024</b>	<b>FY 2025</b>	<b>FY 2024-25</b>	<b>FY 2026</b>	<b>FY 2027</b>	<b>FY 2026-27</b>
<b>Board of Cosmetologist Examiners</b>						
Operating Increase	456	676	1,132	676	676	1,352
Hair Technician Licensing	91	-	91	-	-	-
<b>Total Board of Cosmetologist Examiners</b>	<b>547</b>	<b>676</b>	<b>1,223</b>	<b>676</b>	<b>676</b>	<b>1,352</b>
<b>Department of Military Affairs</b>						
Operating Increase	264	538	802	538	538	1,076
Enlistment and Retention Bonuses	1,500	1,500	3,000	-	-	-
Domestic Operations Communication Capabilities	700	400	1,100	300	300	600
Holistic Health and Fitness	760	772	1,532	-	-	-
Cyber Coordination Cell	552	558	1,110	297	303	600
New Military and Veterans Museum Facility	14,055	-	14,055	-	-	-
Army Combat Fitness Test Field House	17,600	-	17,600	-	-	-
<b>Total Department of Military Affairs</b>	<b>35,431</b>	<b>3,768</b>	<b>39,199</b>	<b>1,135</b>	<b>1,141</b>	<b>2,276</b>
<b>Department of Veterans Affairs</b>						
Operating Increase	14,693	18,538	33,231	11,128	12,176	23,304
New Veterans Homes Operational Funding	6,475	13,592	20,067	13,592	13,592	27,184
Homeless Veterans SOAR Program	1,035	1,035	2,070	1,344	1,344	2,688
State Veterans Cemeteries	1,780	1,780	3,560	1,280	1,280	2,560
MACV Supportive Housing Grant Increase	6,675	325	7,000	325	325	650
MACV Direct Veteran Assistance Grant Increase	440	-	440	-	-	-

<b>Appropriation Changes by Agency</b>	<b>FY 2024</b>	<b>FY 2025</b>	<b>FY 2024-25</b>	<b>FY 2026</b>	<b>FY 2027</b>	<b>FY 2026-27</b>
Extend Spending Authority for Homelessness Initiative	3,000	-	3,000	-	-	-
Extend Spending Authority for Veterans Campground Wastewater Systems Upgrade	744	-	744	-	-	-
Veterans Community Health	400	400	800	400	400	800
Minnesota Service CORE Increase	475	475	950	475	475	950
LinkVet Increase	150	150	300	150	150	300
Post-9/11 Veterans Service Bonus	15,000	-	15,000	-	-	-
Recently Separated Veterans Program	350	350	700	300	300	600
Metro Meals on Wheels	540	540	1,080	-	-	-
Veterans on the Lake Grant	50	50	100	-	-	-
Camp Bliss Veterans Retreat Grant	75	75	150	75	75	150
Veterans Resilience Project Grant	100	100	200	-	-	-
Military and Veterans Museum Grant	-	225	225	300	300	600
Domiciliary Study	190	-	190	-	-	-
Every Third Saturday Grant	100	100	200	-	-	-
G.I. Bill Eligibility Expansion	1,469	1,469	2,938	1,469	1,469	2,938
FY 2023 Cancellations	(3,744)	-	(3,744)	-	-	-
<b>Total Department of Veterans Affairs</b>	<b>49,997</b>	<b>39,204</b>	<b>89,201</b>	<b>30,838</b>	<b>31,886</b>	<b>62,724</b>
<b>Total General Fund Changes</b>	<b>978,251</b>	<b>227,605</b>	<b>1,205,856</b>	<b>149,619</b>	<b>147,941</b>	<b>297,560</b>

**Table 4 - State Government and Veterans**  
**Non-general Fund Changes Compared to Forecast**  
*(dollars in thousands)*

<b>Appropriation Changes by Agency</b>	<b>Fund</b>	<b>FY 2024</b>	<b>FY 2025</b>	<b>FY 2024-25</b>	<b>FY 2026</b>	<b>FY 2027</b>	<b>FY 2026-27</b>
<b>Legislature</b>							
Legislative Auditor - Data Security Account	Special Revenue	310	212	522	212	212	424
<b>Total Legislature</b>		<b>310</b>	<b>212</b>	<b>522</b>	<b>212</b>	<b>212</b>	<b>424</b>
<b>Governor</b>							
Operating Increase	Special Revenue	(4,336)	(4,336)	(8,672)	(4,336)	(4,336)	(8,672)
<b>Total Governor</b>		<b>(4,336)</b>	<b>(4,336)</b>	<b>(8,672)</b>	<b>(4,336)</b>	<b>(4,336)</b>	<b>(8,672)</b>
<b>Secretary of State</b>							
VOTER Account	Special Revenue	1,250	1,250	2,500	1,250	1,250	2,500
<b>Total Secretary of State</b>		<b>1,250</b>	<b>1,250</b>	<b>2,500</b>	<b>1,250</b>	<b>1,250</b>	<b>2,500</b>
<b>Campaign Finance and Public Disclosure Board</b>							
State Elections Campaign Fund	Special Revenue	-	2,103	2,103	-	-	-
<b>Total Campaign Finance and Public Disclosure Board</b>		<b>-</b>	<b>2,103</b>	<b>2,103</b>	<b>-</b>	<b>-</b>	<b>-</b>
<b>Office of Administrative Hearings</b>							
Operating Increase	Workers' Comp.	1,482	1,552	3,034	1,552	1,552	3,104
Improve Court Services	Workers' Comp.	298	316	614	316	316	632



<b>Appropriation Changes by Agency</b>	<b>Fund</b>	<b>FY 2024</b>	<b>FY 2025</b>	<b>FY 2024-25</b>	<b>FY 2026</b>	<b>FY 2027</b>	<b>FY 2026-27</b>
Courtroom Security	Workers' Comp.	157	117	274	117	117	234
<b>Total Office of Administrative Hearings</b>		<b>1,937</b>	<b>1,985</b>	<b>3,922</b>	<b>1,985</b>	<b>1,985</b>	<b>3,970</b>
<b>Department of Administration</b>							
Weather Trends Study	Renewable Development	690	-	690	-	-	-
Asset Preservation	Special Revenue	9,391	-	9,391	-	-	-
Parking Fund Debt Service Waiver	Special Revenue	990	993	1,983	994	988	1,982
Archaeological and Cemetery Site Portal	Special Revenue	50	53	103	53	53	106
<b>Total Department of Administration</b>		<b>11,121</b>	<b>1,046</b>	<b>12,167</b>	<b>1,047</b>	<b>1,041</b>	<b>2,088</b>
<b>MMB - Non-Operating</b>							
Statewide Volunteer Firefighter Incentive Program	Special Revenue	5,000	-	5,000	-	-	-
<b>Total MMB - Non-Operating</b>		<b>5,000</b>	<b>-</b>	<b>5,000</b>	<b>-</b>	<b>-</b>	<b>-</b>
<b>Gambling Control Board</b>							
Operating Increase	Special Revenue	1,269	1,408	2,677	1,408	1,408	2,816
<b>Total Gambling Control Board</b>		<b>1,269</b>	<b>1,408</b>	<b>2,677</b>	<b>1,408</b>	<b>1,408</b>	<b>2,816</b>
<b>Racing Commission</b>							
Operating Increase	Special Revenue	20	41	61	41	41	82
<b>Total Racing Commission</b>		<b>20</b>	<b>41</b>	<b>61</b>	<b>41</b>	<b>41</b>	<b>82</b>
<b>Amateur Sports Commission</b>							
National Sports Center - Solar Array and Roof	Renewable Development	-	4,200	4,200	-	-	-

Appropriation Changes by Agency	Fund	FY 2024	FY 2025	FY 2024-25	FY 2026	FY 2027	FY 2026-27
<b>Total Amateur Sports Commission</b>		-	4,200	4,200	-	-	-
<b>Minnesota State Retirement System</b>							
Psychological Condition Treatment Account	Special Revenue	1,000	-	1,000	-	-	-
<b>Total Minnesota State Retirement System</b>		<b>1,000</b>	-	<b>1,000</b>	-	-	-
<b>Public Employees Retirement Association</b>							
Psychological Condition Treatment Account	Special Revenue	3,000	-	3,000	-	-	-
<b>Total Public Employees Retirement Association</b>		<b>3,000</b>	-	<b>3,000</b>	-	-	-
<b>Veterans Affairs</b>							
Operating Increase	Special Revenue	12,874	16,719	29,593	9,309	10,357	19,666
New Veterans Homes Operations	Special Revenue	6,475	13,592	20,067	13,592	13,592	27,184
<b>Total Veterans Affairs</b>		<b>19,349</b>	<b>30,311</b>	<b>49,660</b>	<b>22,901</b>	<b>23,949</b>	<b>46,850</b>
<b>Total Non-general Fund Changes</b>		<b>39,610</b>	<b>38,008</b>	<b>77,618</b>	<b>24,296</b>	<b>25,338</b>	<b>49,634</b>

**Table 5 - State Government and Veterans  
Revenue Changes Compared to Forecast**  
*(dollars in thousands)*

Revenue Changes by Agency	Fund	FY 2024	FY 2025	FY 2024-25	FY 2026	FY 2027	FY 2026-27
<b>Governor</b>							
Reduction in Agency Billing for Operations	Special Revenue	(4,336)	(4,336)	(8,672)	(4,336)	(4,336)	(8,672)
<b>Total Governor</b>		<b>(4,336)</b>	<b>(4,336)</b>	<b>(8,672)</b>	<b>(4,336)</b>	<b>(4,336)</b>	<b>(8,672)</b>
<b>State Auditor</b>							
Billing Revenue	General	290	576	866	584	589	1,173
<b>Total State Auditor</b>		<b>290</b>	<b>576</b>	<b>866</b>	<b>584</b>	<b>589</b>	<b>1,173</b>
<b>Secretary of State</b>							
Public Information Lists Fees	General	2	2	4	2	2	4
Transfer In - VOTER Account	Special Revenue	1,250	1,250	2,500	1,250	1,250	2,500
<b>Total Secretary of State</b>		<b>1,252</b>	<b>1,252</b>	<b>2,500</b>	<b>1,252</b>	<b>1,252</b>	<b>2,500</b>
<b>Campaign Finance and Public Disclosure Board</b>							
Transfer In - State Elections Campaign Fund	Special Revenue	-	2,103	2,103	-	-	-
<b>Total Campaign Finance and Public Disclosure Board</b>		<b>-</b>	<b>2,103</b>	<b>2,103</b>	<b>-</b>	<b>-</b>	<b>-</b>

Revenue Changes by Agency	Fund	FY 2024	FY 2025	FY 2024-25	FY 2026	FY 2027	FY 2026-27
<b>Department of Administration</b>							
Transfer In - Parking Fund Debt Service Waiver	General	(990)	(993)	(1,983)	(994)	(988)	(1,982)
Transfer Out - Parking Fund Debt Service Waiver	Special Revenue	(990)	(993)	(1,983)	(994)	(988)	(1,982)
Transfer In - Asset Preservation Account	Special Revenue	9,391	-	9,391	-	-	-
Archaeological and Cemetery Site Portal	Special Revenue	50	53	103	53	53	106
<b>Total Department of Administration</b>		<b>7,461</b>	<b>(1,933)</b>	<b>103</b>	<b>(1,935)</b>	<b>(1,923)</b>	<b>106</b>
<b>MMB - Non-Operating</b>							
Transfer In - Statewide Volunteer Firefighter Incentive Program	Special Revenue	5,000	-	5,000	-	-	-
<b>Total MMB Non-Operating</b>		<b>5,000</b>	<b>-</b>	<b>5,000</b>	<b>-</b>	<b>-</b>	<b>-</b>
<b>Board of Cosmetologist Examiners</b>							
Hair Technician Licensing	General	-	39	39	39	39	78
<b>Total Board of Cosmetologist Examiners</b>		<b>-</b>	<b>39</b>	<b>39</b>	<b>39</b>	<b>39</b>	<b>78</b>
<b>Minnesota State Retirement System</b>							
Transfer In - Psychological Condition Treatment Account	Special Revenue	1,000	-	1,000	-	-	-
<b>Total Minnesota State Retirement System</b>		<b>1,000</b>	<b>-</b>	<b>1,000</b>	<b>-</b>	<b>-</b>	<b>-</b>

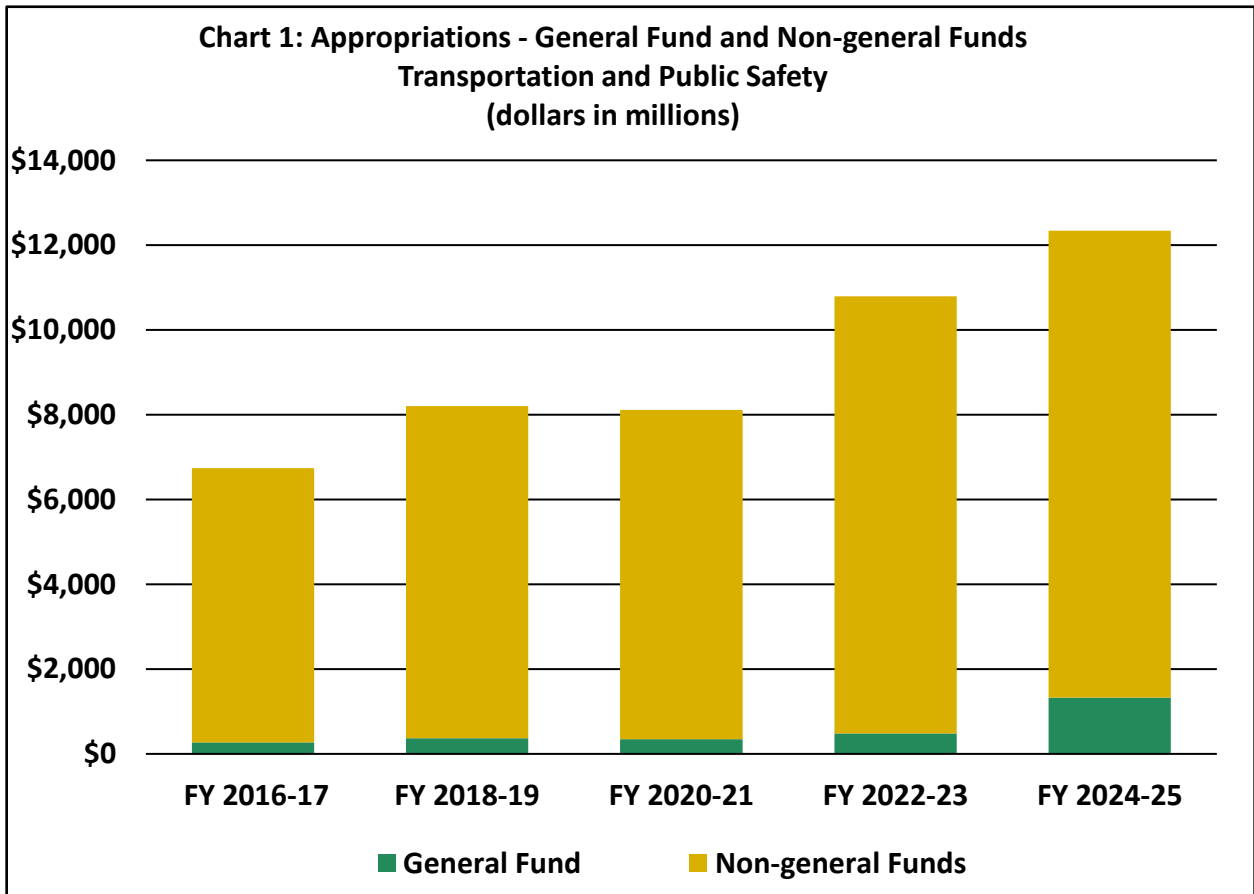
Revenue Changes by Agency	Fund	FY 2024	FY 2025	FY 2024-25	FY 2026	FY 2027	FY 2026-27
<b>Public Employees Retirement Association</b>							
Transfer In - Psychological Condition Treatment Account	Special Revenue	3,000	-	3,000	-	-	-
<b>Total Public Employees Retirement Association</b>		<b>3,000</b>	<b>-</b>	<b>3,000</b>	<b>-</b>	<b>-</b>	<b>-</b>
<b>Total Revenue Changes for Budget Area</b>		<b>13,667</b>	<b>(2,299)</b>	<b>11,368</b>	<b>(4,396)</b>	<b>(4,379)</b>	<b>(8,775)</b>

**CHAPTER 11**  
**TRANSPORTATION AND PUBLIC SAFETY**

[Chapter 68](#), the Omnibus Transportation and Public Safety Act, appropriated funds for FY 2024-25 operations of the Department of Transportation (MnDOT), the Metropolitan Council, and the Department of Public Safety (DPS). Additional chapters of law that enacted significant appropriations under this budget jurisdiction are noted in the sections below. The enacted budget appropriated a total of \$12.3 billion from all funds for FY 2024-25, of which \$1.3 billion, or 10.7 percent, was from the General Fund.

Chart 1 and Table 1 display Transportation and Public Safety appropriations since FY 2016-17 and divide each biennium between the General Fund and non-general funds. As shown in Table 2b, the enacted all funds budget in FY 2024-25 increased \$2.2 billion, or 22 percent, more than the February 2023 forecast, and increased \$1.5 billion, or 14.3 percent, more than FY 2022-23.

General Fund appropriations in FY 2024-25 totaled \$1.3 billion, an increase of \$1 billion, or 384.4 percent, more than the



**Table 1 - Transportation and Public Safety  
Appropriations - General Fund and Non-general Funds**  
*(dollars in thousands)*

<b>Fund</b>	<b>FY 2016-17</b>	<b>FY 2018-19</b>	<b>FY 2020-21</b>	<b>FY 2022-23</b>	<b>FY 2024-25</b>
General Fund	274,742	367,880	345,570	482,698	1,330,025
Non-general Funds	6,465,993	7,836,103	7,770,192	10,311,490	11,008,776
<b>Total</b>	<b>6,740,735</b>	<b>8,203,983</b>	<b>8,115,762</b>	<b>10,794,188</b>	<b>12,338,801</b>
<b><u>Change vs Previous Biennium</u></b>					
General Fund	n/a	93,138	(22,310)	137,128	847,327
Percent Change	n/a	33.9%	-6.1%	39.7%	175.5%
All Funds	n/a	1,463,248	(88,221)	2,678,426	1,544,568
Percent Change	n/a	21.7%	-1.1%	33.0%	14.3%

February 2023 forecast, and an increase of \$847.3 million, or 175.5 percent, above FY 2022-23 appropriations.

**Dedicated Revenues**

As shown in Table 5, Chapter 68 enacted increases to several existing dedicated transportation taxes, by:

- indexing the motor fuels tax rate to inflation, not to exceed an annual increase of three percent, which generated \$42.7 million for the Highway User Tax Distribution Fund (HUTDF) in FY 2024-25 and \$240.4 million in FY 2026-27, relative to the forecast;
- increasing the tax rate and changing the vehicle depreciation schedule used in calculating the vehicle registration tax, resulting in higher HUTDF revenues of \$241.6 million in FY 2024-25 and \$546.2

million in FY 2026-27, compared to the forecast; and

- increasing the motor vehicle sales tax rate from 6.5 percent to 6.875 percent, which increased FY 2024-25 revenue to the HUTDF by \$62.4 million and to the Transit Assistance Fund by \$41.6 million, compared to the forecast.

Chapter 68 also reallocated the revenues of the existing sales tax on vehicle repair and replacement parts. This change reduced FY 2024-25 revenues to the HUTDF by \$6.9 million, relative to the February forecast, but increased FY 2026-27 revenues by \$11.1 million. The reallocation also resulted in revenue of \$26.2 million in FY 2024-25 and \$45.3 million in FY 2026-27 for the new transportation advancement account (TAA) in the Special Revenue Fund. All funds in the TAA are allocated as follows:

- 36 percent to metropolitan counties;
- 27 percent to the small cities assistance account (for cities under 5,000 population);
- 15 percent to the larger cities assistance account (for cities over 5,000 population);
- 11 percent to the town road account;
- 10 percent to the County State-Aid Highway Fund (CSAH); and
- one percent to the food delivery support account under the Department of Human Services.

In addition, Chapter 68 enacted a new retail delivery fee of 50 cents for each transaction totaling at least \$100, generating \$59 million in FY 2024-25 and \$130.1 million in FY 2026-27 for deposit in the TAA. Certain transactions are exempt from the fee, including deliveries of groceries, prepared food, and drugs and medical devices.

The enacted budget also contained a new regional transportation sales and use tax of 0.75 percent for the seven-county metropolitan area, with proceeds allocated 83 percent to the Metropolitan Council for transit and active transportation programs and 17 percent to metropolitan counties for local transportation projects. This tax generated \$923.8 million in FY 2024-25 and \$1.2 billion in FY 2026-27. (This revenue is not included in Table 5, as it is a locally imposed tax.)

### **Department of Transportation**

As shown in Table 2a, the enacted budget appropriated \$10.4 billion to MnDOT in FY

2024-25, an increase of \$1.3 billion, or 14.4 percent, over FY 2022-23, and an increase of \$1.9 billion, or 22.8 percent, over the forecast.

The HUTDF is a constitutionally established fund that receives dedicated tax revenues, which are then distributed to other highway-related funds, primarily the Trunk Highway Fund (THF), the County State-Aid Highway (CSAH) Fund, and the Municipal State-Aid Street (MSAS) Fund. Using increased HUTDF revenues from dedicated transportation user taxes as described above, Chapter 68 appropriated significant FY 2024-25 increases to MnDOT's state and local road programs, including \$430.7 million from the THF for state road construction, \$126.7 million from the CSAH Fund for county roads, and \$33.6 million from the MSAS Fund for city streets.

Chapter 68 also appropriated a total of \$120.7 million one-time from the General Fund and \$6.8 million one-time from the THF for specific named transportation projects, including state highways, local roads, interchanges, highway-rail grade crossings, and pedestrian facilities. In addition, the enacted budget made one-time General Fund appropriations in FY 2024 for the local road improvement program (\$18 million), local bridge replacement and rehabilitation (\$18 million), and local transportation projects in metropolitan counties (\$20 million).

Other FY 2024-25 budget highlights in Chapter 68 included:



- a transfer of \$39 million from the General Fund to the active transportation account in the Special Revenue Fund, for bicycle, trail, and pedestrian infrastructure grants;
  - \$20 million from the General Fund for the safe routes to school program for infrastructure grants to improve safety for walking and bicycling to schools;
  - \$15 million one-time from the State Airports Fund for maintenance of airport safety systems, equipment, and technology;
  - \$7 million one-time from the General Fund for purchase of two agency utility aircraft;
  - \$194.7 million one-time from the General Fund for the Northern Lights Express intercity passenger rail project from Minneapolis to Duluth;
  - \$5.1 million from the General Fund for a federal aid match, capital improvements, and staffing for expanded Amtrak train service between Minneapolis and Chicago; and
  - \$5 million one-time from the General Fund for improvements to the Stone Arch Bridge in Minneapolis.
- \$36 million for airport infrastructure projects;
  - \$40 million for public transit and active transportation projects;
  - \$13.6 million for electric vehicle infrastructure; and
  - \$216.4 million for multimodal discretionary grant programs for both state and local transportation projects.

In addition, the enacted budget made a one-time transfer from the General Fund to the THF of \$152.7 million for the federal IJJA match funding for trunk highway grant programs. Chapter 68 also included a one-time \$2 million General Fund appropriation to provide technical assistance for local or Tribal governments seeking federal IJJA transportation grant funding.

Federal highway aid for state highways is deposited into the THF and must be directly appropriated by the Legislature. Chapter 6 contained a one-time FY 2023 appropriation of \$315.5 million from the THF for state road construction, reflecting available federal IJJA highway funding. This appropriation was enacted prior to the February 2023 forecast, and therefore, this amount is already included in the FY 2024-25 forecast base.

### **Federal Infrastructure Investment and Jobs Act**

Chapter 68 contained several one-time General Fund appropriations in FY 2024 to support multimodal infrastructure investment and provide the required match funding for grants under the federal Infrastructure Investment and Jobs Act (IJJA):

### **Metropolitan Council**

Chapter 68 appropriated \$230.3 million to the Metropolitan Council from the General Fund in FY 2024-25 for metropolitan transit system operations, transportation planning, and Metro Mobility operations. This was a decrease of \$7.4 million, or 3.1 percent, from FY 2022-23 spending, but an increase of \$53

million, or 29.9 percent, compared to the forecast.

Most of the increase, \$50 million, was a one-time FY 2024 appropriation for a grant to Hennepin County for the Blue Line light rail transit extension project. Chapter 68 also appropriated \$3 million in FY 2024 for highway bus rapid transit project development. In addition, the budget contained a one-time General Fund appropriation of \$2 million in FY 2023 for the transit service intervention project to increase transit safety and community outreach and engagement.

### **Department of Public Safety**

The enacted budget appropriated a total of \$963.2 million in FY 2024-25 for the Department of Public Safety's (DPS) transportation-related activities. The appropriation was an increase of \$225.5 million, or 30.6 percent, from FY 2022-23, and an increase of \$226.4 million, or 30.7 percent, over forecast.

Chapter 68 appropriated \$20.2 million from the THF in FY 2024-25 for the State Patrol to purchase one helicopter and one Cirrus single engine airplane and to support additional pilots. DPS also received \$8.2 million from the THF for commercial vehicle enforcement to provide the required match for federal grants for additional troopers and commercial vehicle inspectors.

DPS's Office of Traffic Safety received \$4 million from the General Fund in FY 2024-25 for operations and projects of the Advisory Council on Traffic Safety and \$2 million one-

time for grant funding for schools and school bus companies to purchase and install school bus stop-signal arm camera systems.

Chapter 68 budget highlights for DPS's Driver and Vehicle Services Division (DVS) in FY 2024-25 included:

- \$5.2 million from the driver and vehicle services operating (DVSO) account in the Special Revenue Fund to maintain a minimum number of driver's license examination stations;
- \$2.9 million from the DVSO account to establish additional vehicle inspection sites; and
- \$6 million one-time from the General Fund in FY 2024 for payments to deputy registrars, allocated based on the proportional number of annual transactions.

In addition, as shown in Table 5, Chapter 68 contained several DVS fee increases, including for driver's licenses and driving permits (\$17.9 million) and transaction filing fees (\$5.6 million). DVS also introduced a new "blackout" special license plate (featuring a black background with white text) that requires an additional \$30 annual contribution, generating \$8.4 million in FY 2024-25. All revenue from these provisions is deposited in the DVSO account.

The enacted budget included several other FY 2024-25 budget highlights in DPS:

- \$2.9 million from the DVSO account for costs associated with repealing the requirement to prove citizenship or lawful presence in the United States to

obtain a Minnesota driver's license ([Chapter 13](#));

- \$100 million one-time from the public safety officer's benefit account (supported by a one-time General Fund transfer into the account) for line of duty

death and disability benefits ([Chapter 48](#)); and

- \$18.4 million from the General Fund and \$8.4 million from the THF for education, traffic safety, and state patrol responsibilities related to adult-use cannabis ([Chapter 63](#)).

**Table 2a - Transportation and Public Safety**  
**All Funds Biennial Spending/Appropriations by Agency and Fund**  
*(dollars in thousands)*

Agency/Fund	FY 2022-23 Spending*	FY 2024-25 Forecast Base	FY 2024-25 Enacted Budget	Change: Enacted - FY 2022-23	Change: Enacted - Fcst. Base
<b>Department of Transportation</b>					
General Fund	172,219	46,568	995,175	822,956	948,607
Trunk Highway Fund	4,136,617	3,608,953	4,270,687	134,070	661,734
State Airports Fund	62,962	52,610	67,610	4,648	15,000
County State Aid Highway Fund	1,652,652	1,782,496	1,909,188	256,536	126,692
Municipal State Aid Street Fund	375,364	461,617	495,196	119,832	33,579
Special Revenue Fund	170,909	130,495	238,807	67,898	108,312
Highway User Tax Distribution Fund	238	238	238	-	-
Transit Assistance Fund	163,908	119,914	159,590	(4,318)	39,676
Federal Fund	2,351,313	2,261,021	2,261,021	(90,292)	-
911 Emergency Fund	19,350	19,350	20,500	1,150	1,150
<u>Expenses in Multiple Funds</u>	<u>(1,125)</u>	<u>(437)</u>	<u>(437)</u>	<u>688</u>	<u>-</u>
Subtotal for Department of Transportation	9,104,407	8,482,825	10,417,575	1,313,168	1,934,750
<i>Environment Trust/Legacy Funds</i>					
<u>Environment and Natural Resources Trust Fund</u>	<u>417</u>	<u>-</u>	<u>-</u>	<u>(417)</u>	<u>-</u>
<i>Subtotal Environment Trust/Legacy Funds</i>	417	-	-	(417)	-
<b>Total Department of Transportation</b>	<b>9,104,824</b>	<b>8,482,825</b>	<b>10,417,575</b>	<b>1,312,751</b>	<b>1,934,750</b>

<b>Agency/Fund</b>	<b>FY 2022-23 Spending*</b>	<b>FY 2024-25 Forecast Base</b>	<b>FY 2024-25 Enacted Budget</b>	<b>Change: Enacted - FY 2022-23</b>	<b>Change: Enacted - Fcst. Base</b>
<b>Metropolitan Council</b>					
General Fund	237,700	177,260	230,260	(7,440)	53,000
Transit Assistance Fund	713,849	716,144	717,368	3,519	1,224
State Fiscal Recovery Fund	133	-	-	(133)	-
<b>Total Metropolitan Council</b>	<b>951,682</b>	<b>893,404</b>	<b>947,628</b>	<b>(4,054)</b>	<b>54,224</b>
<b>Department of Public Safety</b>					
General Fund	72,779	47,632	104,590	31,811	56,958
Trunk Highway Fund	303,650	284,492	359,169	55,519	74,677
Highway User Tax Distribution Fund	3,061	2,172	2,714	(347)	542
Special Revenue Fund	246,738	258,711	363,324	116,586	104,613
Gift Fund	331	399	399	68	-
Federal Fund	105,899	142,294	142,294	36,395	-
Natural Resources Fund	19	18	18	(1)	-
911 Emergency Fund	4,178	4,178	4,178	-	-
State Fiscal Recovery Fund	4,205	-	-	(4,205)	-
Expenses in Multiple Funds	(3,177)	(3,088)	(3,088)	89	-
<b>Total Department of Public Safety</b>	<b>737,683</b>	<b>736,808</b>	<b>973,598</b>	<b>235,915</b>	<b>236,790</b>

\*As adjusted by FY 2023 changes made by the 2023 Legislature, if any.

**Table 2b - Transportation and Public Safety**  
**All Funds Biennial Spending/Appropriations by Budget Area and Fund**  
*(dollars in thousands)*

Fund	FY 2022-23 Spending*	FY 2024-25 Forecast Base	FY 2024-25 Enacted Budget	Change: Enacted - FY 2022-23	Change: Enacted - Fcst. Base
<b>Budget Area - All Agencies</b>					
General Fund	482,698	271,460	1,330,025	847,327	1,058,565
Trunk Highway Fund	4,440,267	3,893,445	4,629,856	189,589	736,411
State Airports Fund	62,962	52,610	67,610	4,648	15,000
County State Aid Highway Fund	1,652,652	1,782,496	1,909,188	256,536	126,692
Municipal State Aid Street Fund	375,364	461,617	495,196	119,832	33,579
Special Revenue Fund	417,647	389,206	602,131	184,484	212,925
Highway User Tax Distribution Fund	3,299	2,410	2,952	(347)	542
Transit Assistance Fund	877,757	836,058	876,958	(799)	40,900
Federal Fund	2,457,212	2,403,315	2,403,315	(53,897)	-
Gift Fund	331	399	399	68	-
911 Emergency Fund	23,528	23,528	24,678	1,150	1,150
Natural Resources Fund	19	18	18	(1)	-
State Fiscal Recovery Fund	4,338	-	-	(4,338)	-
<u>Expenses in Multiple Funds</u>	<u>(4,302)</u>	<u>(3,525)</u>	<u>(3,525)</u>	<u>777</u>	<u>-</u>
Subtotal for Non-Dedicated Funds	10,793,772	10,113,037	12,338,801	1,545,029	2,225,764

<b>Fund</b>	<b>FY 2022-23 Spending*</b>	<b>FY 2024-25 Forecast Base</b>	<b>FY 2024-25 Enacted Budget</b>	<b>Change: Enacted - FY 2022-23</b>	<b>Change: Enacted - Fcst. Base</b>
<i>Environment Trust/Legacy Funds</i>					
<u>Environment and Natural Resources Trust Fund</u>	<u>417</u>	<u>-</u>	<u>-</u>	<u>(417)</u>	<u>-</u>
<i>Subtotal Environment Trust/Legacy Funds</i>	<i>417</i>	<i>-</i>	<i>-</i>	<i>(417)</i>	<i>-</i>
<b>Total for Budget Area</b>	<b>10,794,189</b>	<b>10,113,037</b>	<b>12,338,801</b>	<b>1,544,612</b>	<b>2,225,764</b>
<b>Percent Change</b>				<b>14.3%</b>	<b>22.0%</b>
<b>General Fund Percent of All Funds</b>	<b>4.5%</b>	<b>2.7%</b>	<b>10.8%</b>		

\*As adjusted by FY 2023 changes made by the 2023 Legislature, if any.

**Table 3 - Transportation and Public Safety**  
**General Fund Changes Compared to Forecast**  
*(dollars in thousands)*

Appropriation Changes by Agency	FY 2024	FY 2025	FY 2024-25	FY 2026	FY 2027	FY 2026-27
<b>Department of Transportation</b>						
Operating Increase	304	487	791	487	487	974
Federal IIJA Match - Transfer to Trunk Highway Fund	152,650	-	152,650	-	-	-
Federal IIJA Match - Aeronautics	36,000	-	36,000	-	-	-
Federal IIJA Match - Transit	40,000	-	40,000	-	-	-
Federal IIJA Match - Discretionary Programs	216,400	-	216,400	-	-	-
Federal IIJA Match – Electric Vehicle Infrastructure	13,600	-	13,600	-	-	-
Federal Match - Climate Funding	2,000	2,000	4,000	2,000	2,000	4,000
Federal Funds Technical Assistance Grants	2,000	-	2,000	-	-	-
Utility Aircraft Replacement	7,000	-	7,000	-	-	-
Demand Response Transit Service	200	50	250	50	50	100
Transfer to Active Transportation Account	19,500	19,500	39,000	8,875	9,000	17,875
Safe Routes to School Increase	10,000	10,000	20,000	1,000	1,000	2,000
Safe Routes to School FY 2022-23 Extension	4,797	-	4,797	-	-	-
Twin Cities-Chicago-Milwaukee Passenger Rail	1,833	3,238	5,071	4,754	4,754	9,508
Northern Lights Express Passenger Rail	194,700	-	194,700	-	-	-
Intercity Passenger Rail Planning	488	488	976	488	488	976
Weigh Station Program	1,000	1,000	2,000	1,000	1,000	2,000
Stone Arch Bridge Reconstruction	5,000	-	5,000	-	-	-
Rail Safety Inspectors - Funding Source Change	(287)	(287)	(574)	(287)	(287)	(574)
Freight Optimization Tool Extension	974	-	974	-	-	-



<b>Appropriation Changes by Agency</b>	<b>FY 2024</b>	<b>FY 2025</b>	<b>FY 2024-25</b>	<b>FY 2026</b>	<b>FY 2027</b>	<b>FY 2026-27</b>
Highways for Habitat	1,000	-	1,000	-	-	-
Safe Road Zones	1,000	-	1,000	-	-	-
Clean Transportation Fuel Standard Working Group	250	-	250	-	-	-
Living Snow Fence Implementation	1,500	-	1,500	-	-	-
Speed Mitigation in Work Zones	300	-	300	-	-	-
ARMER Radio Towers Replacement	2,000	-	2,000	-	-	-
Local Transportation Disaster Support Account	4,300	1,000	5,300	1,000	1,000	2,000
Local Road Improvement Program	18,013	-	18,013	-	-	-
Local Bridges	18,013	-	18,013	-	-	-
Metropolitan Counties - Roads	20,000	-	20,000	-	-	-
Electric Vehicle Infrastructure Staffing	190	190	380	190	190	380
Tribal Construction Workforce Training Program	900	900	1,800	900	900	1,800
Tribal-State Relations Training Program	100	100	200	100	100	200
Strategic Technology System Investments	7,000	4,000	11,000	4,000	4,000	8,000
Disadvantaged Communities Carsharing Grants	500	-	500	-	-	-
Buildings - Reduction of Direct Appropriation	-	-	-	(55)	(55)	(110)
Transportation Management Organizations	1,053	703	1,756	-	-	-
Named Transportation Projects	120,650	-	120,650	-	-	-
Construction Material Analysis	310	-	310	-	-	-
Saint Cloud Transit Service Analysis (FY 2023)	4,000	-	4,000	-	-	-
Appropriation Cancellations (FY 2023)	(5,771)	-	(5,771)	-	-	-
<b>Total Department of Transportation</b>	<b>903,467</b>	<b>43,369</b>	<b>946,836</b>	<b>24,502</b>	<b>24,627</b>	<b>49,129</b>
<b>Metropolitan Council</b>						
Blue Line Extension Light Rail Transit	50,000	-	50,000	-	-	-
U.S. Highway 169 Bus Rapid Transit	3,000	-	3,000	-	-	-

<b>Appropriation Changes by Agency</b>	<b>FY 2024</b>	<b>FY 2025</b>	<b>FY 2024-25</b>	<b>FY 2026</b>	<b>FY 2027</b>	<b>FY 2026-27</b>
Transit Service Intervention Grants (FY 2023)	2,000	-	2,000	-	-	-
<b>Total Metropolitan Council</b>	<b>55,000</b>	<b>-</b>	<b>55,000</b>	<b>-</b>	<b>-</b>	<b>-</b>
<b>Department of Public Safety</b>						
Operating Increase	3,745	6,121	9,866	6,121	6,121	12,242
Strategy and Analytics Team	530	560	1,090	560	560	1,120
State Rail Safety Oversight Staff	20	20	40	20	20	40
Community Engagement	1,482	1,482	2,964	1,482	1,482	2,964
State Patrol Facility Design Costs	350	-	350	-	-	-
Payments to Deputy Registrars	6,000	-	6,000	-	-	-
Race/ethnicity Info on Credentials	98	98	196	98	98	196
Traffic Safety Data Analytics Center	407	813	1,220	813	813	1,626
Traffic Safety Advisory Council	2,000	2,000	4,000	2,000	2,000	4,000
School Bus Stop-arm Camera Grants	2,000	-	2,000	-	-	-
School Bus Safety Campaign	50	-	50	-	-	-
Move Over Law Safety Campaign	100	-	100	-	-	-
Local Grants for Traffic Safety Enforcement	2,000	-	2,000	-	-	-
Speed Reduction - Rural Highways	2,000	-	2,000	-	-	-
Speed Reduction - Safe Road Zones	1,000	-	1,000	-	-	-
Local Grants For Safe Ride Programs	350	-	350	-	-	-
Traffic Safety Violations Analysis	250	-	250	-	-	-
Pipeline Safety Education and Enforcement	560	560	1,120	560	560	1,120
Expansion of Line of Duty Death Benefits	1,000	1,000	2,000	1,000	1,000	2,000
Expansion of Soft Body Armor Reimbursements	1,000	1,000	2,000	-	-	-
Adult-use Cannabis Regulations	12,245	6,117	18,362	5,000	5,000	10,000
Expansion of Line of Duty Death Benefits (FY 2023)	1,000	-	1,000	-	-	-

<b>Appropriation Changes by Agency</b>	<b>FY 2024</b>	<b>FY 2025</b>	<b>FY 2024-25</b>	<b>FY 2026</b>	<b>FY 2027</b>	<b>FY 2026-27</b>
<b>Total Department of Public Safety</b>	<b>38,187</b>	<b>19,771</b>	<b>57,958</b>	<b>17,654</b>	<b>17,654</b>	<b>35,308</b>
<b>Total General Fund Changes</b>	<b>996,654</b>	<b>63,140</b>	<b>1,059,794</b>	<b>42,156</b>	<b>42,281</b>	<b>84,437</b>

**Table 4 - Transportation and Public Safety**  
**Non-general Fund Changes Compared to Forecast**  
*(dollars in thousands)*

Appropriation Changes by Agency	Fund	FY 2024	FY 2025	FY 2024-25	FY 2026	FY 2027	FY 2026-27
<b>Department of Transportation</b>							
Operating Increase	Trunk Highway	51,892	82,709	134,601	82,709	82,709	165,418
State Roads Increase and Federal IIIA Match	Trunk Highway	269,931	238,763	508,694	226,531	226,531	453,062
Living Snow Fence Maintenance	Trunk Highway	248	248	496	248	248	496
Upper Sioux State Park Land Transfer	Trunk Highway	1,193	-	1,193	-	-	-
Speed Mitigation on Rural Highways	Trunk Highway	10,000	-	10,000	-	-	-
U.S. Highway 169 Expansion	Trunk Highway	6,000	-	6,000	-	-	-
Trunk Highway 7 Study	Trunk Highway	750	-	750	-	-	-
Aeronautics Systems and Investments	State Airports	15,000	-	15,000	-	-	-
Allocation Increase Due to New Revenue	County State-Aid	29,983	96,709	126,692	147,622	166,178	313,800
Allocation Increase Due to New Revenue	Municipal State-Aid	12,255	21,324	33,579	34,162	38,590	72,752
Motor Vehicle Sales Tax Increase	Transit Assistance	19,750	19,996	39,746	20,718	21,508	42,226
Disabled Veterans Tax Exemption	Transit Assistance	-	(70)	(70)	(80)	(80)	(160)
Operating Increase	911 Emergency	441	709	1,150	709	709	1,418
Active Transportation Grants	Special Revenue	19,500	19,500	39,000	8,875	9,000	17,875
Rail Grade Crossing Safety	Special Revenue	750	1,500	2,250	1,500	1,500	3,000
Rail Safety Inspectors	Special Revenue	300	300	600	300	300	600
Retail Delivery Fee Allocations	Special Revenue	-	46,020	46,020	50,544	50,934	101,478
Vehicle Parts Sales Tax Reallocation	Special Revenue	8,780	11,662	20,442	14,701	20,622	35,323
<b>Total Department of Transportation</b>		<b>446,773</b>	<b>539,370</b>	<b>986,143</b>	<b>588,539</b>	<b>618,749</b>	<b>1,207,288</b>

Appropriation Changes by Agency	Fund	FY 2024	FY 2025	FY 2024-25	FY 2026	FY 2027	FY 2026-27
<b>Metropolitan Council</b>							
Motor Vehicle Sales Tax Increase	Transit Assistance	930	924	1,854	1,002	1,092	2,094
Disabled Veterans Tax Exemption	Transit Assistance	-	(630)	(630)	(720)	(720)	(1,440)
<b>Total Metropolitan Council</b>		<b>930</b>	<b>294</b>	<b>1,224</b>	<b>282</b>	<b>372</b>	<b>654</b>
<b>Department of Public Safety</b>							
Operating Increase	Highway User Tax	250	292	542	292	292	584
State Patrol Operating Deficiency (FY 2023)	Highway User Tax	106	-	106	-	-	-
Operating Increase	Trunk Highway	15,261	21,402	36,663	21,402	21,402	42,804
State Patrol - Helicopter Purchase	Trunk Highway	14,500	-	14,500	-	-	-
State Patrol - Airplane Purchase	Trunk Highway	2,300	-	2,300	-	-	-
State Patrol Aviation - Additional Pilots	Trunk Highway	1,700	1,700	3,400	1,700	1,700	3,400
CALEA Accreditation	Trunk Highway	611	352	963	352	352	704
Federal Match - Commercial Vehicle Enforcement	Trunk Highway	2,948	5,248	8,196	5,248	5,248	10,496
Traffic Safety Data Analytics Center	Trunk Highway	140	140	280	140	140	280
State Patrol - Cannabis Enforcement	Trunk Highway	6,157	2,218	8,375	2,218	2,218	4,436
State Patrol Operating Deficiency (FY 2023)	Trunk Highway	6,728	-	6,728	-	-	-
Operating Increase	Special Revenue	2,828	5,164	7,992	5,164	5,164	10,328
Race/Ethnicity Info on Credentials	Special Revenue	262	81	343	81	81	162
DVS Exam Station Staffing	Special Revenue	2,598	2,598	5,196	2,598	2,598	5,196
Watercraft Operators Permit Indicator	Special Revenue	58	-	58	-	-	-
Driver's License Agent Equipment	Special Revenue	750	120	870	120	120	240
Online Drivers Education Administration	Special Revenue	115	109	224	109	109	218
Reduce License Plate Direct Appropriation	Special Revenue	(8,236)	(8,236)	(16,472)	(8,236)	(8,236)	(16,472)

<b>Appropriation Changes by Agency</b>	<b>Fund</b>	<b>FY 2024</b>	<b>FY 2025</b>	<b>FY 2024-25</b>	<b>FY 2026</b>	<b>FY 2027</b>	<b>FY 2026-27</b>
Vehicle Inspection Sites	Special Revenue	1,600	1,300	2,900	1,300	1,300	2,600
Vehicle Services Additional Staffing	Special Revenue	303	288	591	288	288	576
Driver's Licenses for All	Special Revenue	1,453	1,413	2,866	891	891	1,782
Automatic Voter Registration	Special Revenue	45	-	45	-	-	-
Public Safety Officer Benefit Account Transfer	Special Revenue	100,000	-	100,000	-	-	-
Reduce License Plate FY 2023 Appropriation	Special Revenue	(8,236)	-	(8,236)	-	-	-
<b>Total Department of Public Safety</b>		<b>144,241</b>	<b>34,189</b>	<b>178,430</b>	<b>33,667</b>	<b>33,667</b>	<b>67,334</b>
<b>Total Non-general Fund Changes</b>		<b>591,944</b>	<b>573,853</b>	<b>1,165,797</b>	<b>622,488</b>	<b>652,788</b>	<b>1,275,276</b>

**Table 5 - Transportation and Public Safety  
Revenue Changes Compared to Forecast**  
*(dollars in thousands)*

Revenue Changes by Agency	Fund	FY 2024	FY 2025	FY 2024-25	FY 2026	FY 2027	FY 2026-27
<b>Department of Transportation</b>							
Federal IJJA Match - General Fund Transfer	Trunk Highway	152,650	-	152,650	-	-	-
	Highway User Tax						
Vehicle Parts Sales Tax Reallocation	Distribution	(5,747)	(1,120)	(6,867)	3,414	7,694	11,108
Vehicle Parts Sales Tax Reallocation	Special Revenue	11,256	14,951	26,207	18,846	26,438	45,284
	Highway User Tax						
Vehicle Registration Tax Increase	Distribution	60,799	180,779	241,578	257,830	288,400	546,230
	Highway User Tax						
Gas Tax Indexing to Inflation	Distribution	-	42,720	42,720	112,170	128,240	240,410
	Highway User Tax						
Motor Vehicle Sales Tax Increase	Distribution	31,020	31,380	62,400	32,580	33,900	66,480
Motor Vehicle Sales Tax Increase	Transit Assistance	19,750	19,996	39,746	20,718	21,508	42,226
Retail Delivery Fee	Special Revenue	-	59,000	59,000	64,800	65,300	130,100
	Highway User Tax						
Disabled Veterans Tax Exemptions	Distribution	(800)	(2,800)	(3,600)	(3,100)	(3,100)	(6,200)
Disabled Veterans Tax Exemptions	Transit Assistance	-	(70)	(70)	(80)	(80)	(160)
Rail Safety Inspector Assessment	Special Revenue	300	300	600	300	300	600
Rail Grade Crossing Safety Transfer In	Special Revenue	750	1,500	2,250	1,500	1,500	3,000
Active Transportation Transfer In	Special Revenue	19,500	19,500	39,000	8,875	9,000	17,875
Transfer in from Flex Highway Account	Municipal State-Aid	5,000	-	5,000	-	-	-
Transfer in from Flex Highway Account	Trunk Highway	1,850	-	1,850	-	-	-
	Highway User Tax						
Rental Car Tax Exemption - Carsharing	Distribution	(170)	(200)	(370)	(240)	(290)	(530)
<b>Total Department of Transportation</b>		<b>296,158</b>	<b>365,936</b>	<b>509,444</b>	<b>517,613</b>	<b>578,810</b>	<b>1,096,423</b>

Revenue Changes by Agency	Fund	FY 2024	FY 2025	FY 2024-25	FY 2026	FY 2027	FY 2026-27
<b>Metropolitan Council</b>							
Motor Vehicle Sales Tax Increase	Transit Assistance	930	924	1,854	1,002	1,092	2,094
Disabled Veterans Tax Exemptions	Transit Assistance	-	(630)	(630)	(720)	(720)	(1,440)
<b>Total Metropolitan Council</b>		<b>930</b>	<b>294</b>	<b>1,224</b>	<b>282</b>	<b>372</b>	<b>654</b>
<b>Department of Public Safety</b>							
Public Safety Office Benefit Account							
Transfer In	Special Revenue	100,000	-	100,000	-	-	-
Driver's Licenses for All	Special Revenue	361	180	541	180	180	360
Disabled Veterans Tax Exemptions	Special Revenue	(136)	(271)	(407)	(271)	(271)	(542)
Blackout Special Plates	Special Revenue	3,600	4,800	8,400	4,800	4,800	9,600
Eliminate Out of State Knowledge Test	Special Revenue	(116)	(125)	(241)	(125)	(125)	(250)
DVS Filing Fee increase	Special Revenue	2,406	3,208	5,614	3,208	3,208	6,416
Reinstate \$0.75 Drivers License Fee	Special Revenue	958	958	1,916	958	958	1,916
Deputies Record Issuance	Special Revenue	(65)	(130)	(195)	(130)	(130)	(260)
DVS Credential Fee Increase	Special Revenue	8,940	8,940	17,880	8,940	8,940	17,880
Reintegration License Fee Loss	Special Revenue	(89)	(355)	(444)	(355)	(355)	(710)
Reintegration License Fee Loss	General	(25)	(101)	(126)	(101)	(101)	(202)
<b>Total Department of Public Safety</b>		<b>115,834</b>	<b>17,104</b>	<b>132,938</b>	<b>17,104</b>	<b>17,104</b>	<b>34,208</b>
<b>Total Revenue Changes for Budget Area</b>		<b>412,922</b>	<b>383,334</b>	<b>796,256</b>	<b>534,999</b>	<b>596,286</b>	<b>1,131,285</b>

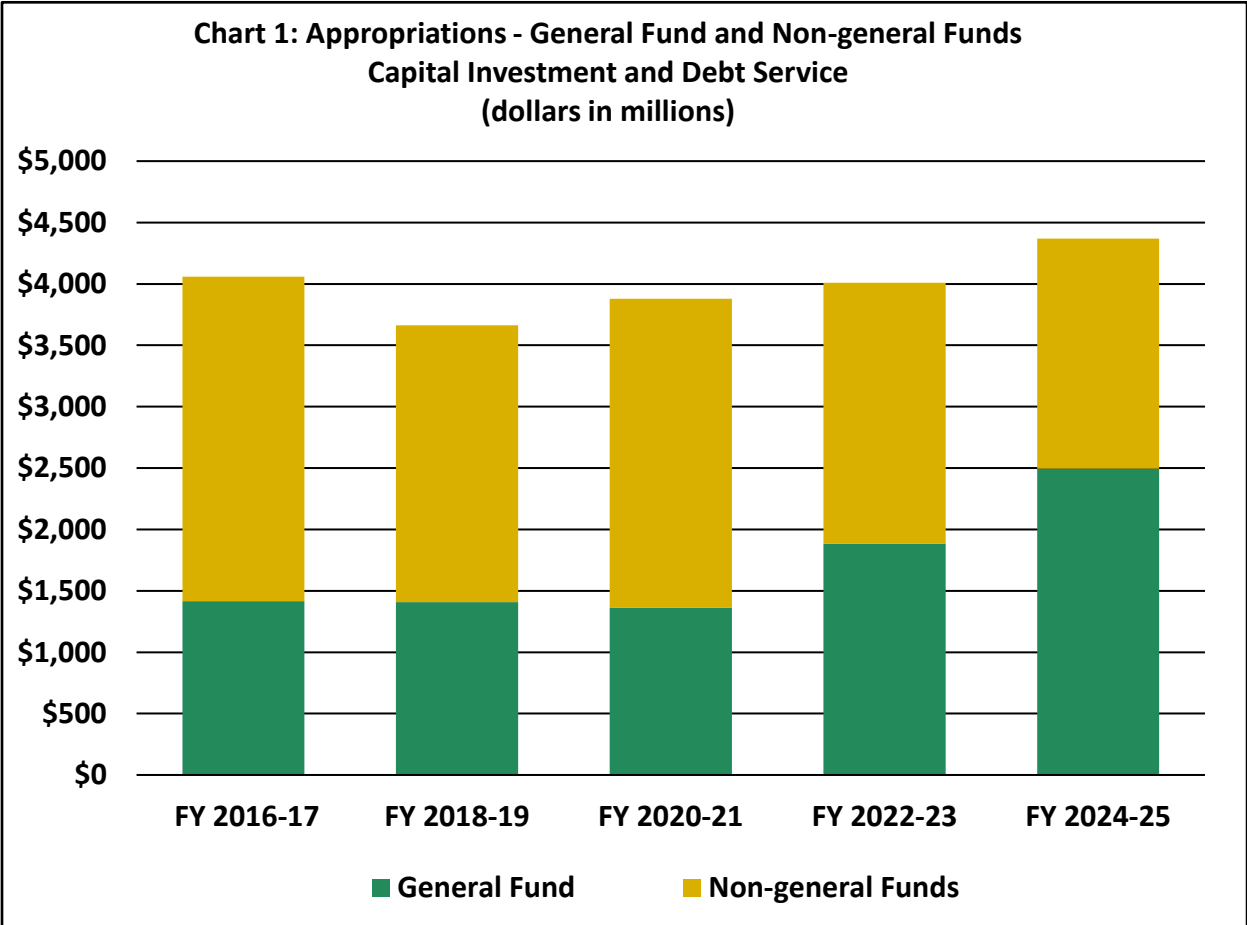


**CHAPTER 12**  
**CAPITAL INVESTMENT AND DEBT SERVICE**

Chapters 32, 71, and 72 authorized general obligation bonds and made one-time General Fund appropriations for capital improvements in FY 2024. [Chapter 32](#) authorized \$50 million for general obligation-user financed bonds and \$50,000 in general obligation bonds for bond sale expenses for direct agricultural loans to farmers under Rural Finance Authority (RFA) programs. The debt service for general obligation-user financed bonds is paid for by the RFA and is not a net cost to the state.

[Chapter 72](#) appropriated \$1.5 billion in general obligation bonds for various state and local capital improvement projects. Of this amount, \$219.2 million was from the bond proceeds account in the state transportation fund. Additionally, Chapter 72 cancelled \$17.3 million in previous general obligation bonds.

[Chapters 71](#) and 72 each contained FY 2024 General Fund appropriations for capital improvement projects: \$224.9 million and



**Table 1 – Capital Investment and Debt Service  
Appropriations - General Fund and Non-general Funds**  
*(dollars in thousands)*

<b>Fund</b>	<b>FY 2016-17</b>	<b>FY 2018-19</b>	<b>FY 2020-21</b>	<b>FY 2022-23</b>	<b>FY 2024-25</b>
General Fund	1,416,656	1,407,557	1,359,981	1,884,894	2,495,207
Non-general Funds	2,641,874	2,254,131	2,518,356	2,124,329	1,872,823
<b>Total</b>	<b>4,058,530</b>	<b>3,661,688</b>	<b>3,878,337</b>	<b>4,009,223</b>	<b>4,368,030</b>
<b><u>Change vs Previous Biennium</u></b>					
General Fund	n/a	(9,099)	(47,576)	524,913	610,313
Percent Change	n/a	-0.6%	-3.4%	38.6%	32.4%
All Funds	n/a	(396,843)	216,649	130,886	358,807
Percent Change	n/a	-9.8%	5.9%	3.4%	8.9%

\$850.7 million, respectively. Chapter 71 also included General Fund offset payments and cancellations of previous appropriations, which reduced the net General Fund total of both chapters to \$1 billion. (See Appendix D for additional detail.)

Chart 1 and Table 1 display debt service and capital project appropriations since FY 2016-17 and divide each biennium between the General Fund and non-general funds. As shown in Table 3, the enacted all funds budget in FY 2024-25 increased \$1 billion, or 30.4 percent, more than the February 2023 forecast, and increased \$358.8 million, or 8.9 percent, more than FY 2022-23.

The Department of Management and Budget (MMB) estimates annual General Fund-supported debt service payments in each forecast. The amounts are based on ten-year

averages of the approximate sizes of enacted capital investment bills and usually follow the presumption that the enactment of the capital investment bills follows a biennial cycle, in which the bulk of capital improvement appropriations are enacted in even-numbered session years and relatively smaller appropriations are enacted in odd-numbered session years. However, for the February 2023 forecast, MMB estimated a larger bill to pass in the 2023 session due to the lack of a bonding bill in the 2022 session. The February 2023 forecast assumed that \$880 million of general obligation debt would be authorized during the 2023 session. Compared to the forecast, the general obligation debt service payments attributable to the 2023 session are \$39.8 million more for FY 2024-25 and \$98 million more for FY 2026-27.

**Table 2 – Capital Investment and Debt Service**  
**Biennial Budget Balance - Debt Service Fund**  
*(dollars in thousands)*

	<b>FY 2022-23 Spending*</b>	<b>FY 2024-25 Forecast Base</b>	<b>FY 2024-25 Enacted Budget</b>	<b>Change: Enacted - FY 2022-23</b>	<b>Change: Enacted - Fcst. Base</b>
<b>Transfer in by Fund</b>					
General Fund	1,140,185	1,139,914	1,179,726	39,541	39,812
Maximum Effort School Loan Fund	70	54	54	(16)	-
Capital Fund	20	-	-	(20)	-
MN State Colleges and Universities Fund	51,860	60,000	60,000	8,140	-
Rural Finance Administration Fund	28,272	18,953	18,953	(9,319)	-
Special Revenue Fund	2,375	2,357	2,357	(18)	-
Trunk Highway Fund	461,046	529,760	553,730	92,684	23,970
Investment Receipts and Other Revenue	89,196	153,342	153,342	64,146	-
Balance Forward	785,915	871,720	871,720	85,805	-
<b>Total Transfers In</b>	<b>2,558,939</b>	<b>2,776,100</b>	<b>2,839,882</b>	<b>280,943</b>	<b>63,782</b>
<b>Spending</b>	<b>1,687,220</b>	<b>1,809,441</b>	<b>1,873,223</b>	<b>186,003</b>	<b>63,782</b>
<b>Budgetary Balance</b>	<b>871,719</b>	<b>966,659</b>	<b>966,659</b>	<b>94,940</b>	<b>-</b>

*\*As adjusted by FY 2023 changes made by the 2023 Legislature, if any.*

**Table 3 – Capital Investment and Debt Service**  
**All Funds Biennial Spending/Appropriations by Agency and Fund**  
*(dollars in thousands)*

<b>Expenditures by Purpose</b>	<b>FY 2022-23 Spending*</b>	<b>FY 2024-25 Forecast Base</b>	<b>FY 2024-25 Enacted Budget</b>	<b>Change: Enacted - FY 2022-23</b>	<b>Change: Enacted - Fcst. Base</b>
General Fund Capital Projects	744,709	341,334	1,315,481	570,772	974,147
Debt Service - General Fund Transfer	1,140,185	1,139,914	1,179,726	39,541	39,812
Debt Service - Stadium Debt Service	437,309	60,303	-	(437,309)	(60,303)
Debt Service - Non-general Fund	1,687,020	1,809,041	1,872,823	185,803	63,782
<b>Total Expenditures</b>	<b>4,009,223</b>	<b>3,350,592</b>	<b>4,368,030</b>	<b>358,807</b>	<b>1,017,438</b>

*\*As adjusted by FY 2023 changes made by the 2023 Legislature, if any.*

**Appendix A**  
**General Fund Balance Analysis Summary, FY 2022-2027**  
*(dollars in thousands)*

	<b>FY 2022-23</b>	<b>FY 2024</b>	<b>FY 2025</b>	<b>FY 2024-25</b>	<b>FY 2026</b>	<b>FY 2027</b>	<b>FY 2026-27</b>
<b><u>February 2023 Forecast</u></b>							
<b><u>Actual and Estimated Resources</u></b>							
Balance Forward	7,025,957	16,052,653	19,094,816	16,052,653	21,335,151	23,845,442	21,335,151
Current Resources	60,681,305	30,131,291	30,644,597	60,775,888	31,758,943	32,971,172	64,730,115
<b>Total Resources</b>	<b>67,707,262</b>	<b>46,183,944</b>	<b>49,739,413</b>	<b>76,828,541</b>	<b>53,094,094</b>	<b>56,816,614</b>	<b>86,065,266</b>
<b><u>Actual and Estimated Expenditures</u></b>							
<b>Total Net Spending</b>	<b>51,654,609</b>	<b>27,089,128</b>	<b>28,404,262</b>	<b>55,493,390</b>	<b>29,248,652</b>	<b>30,115,241</b>	<b>59,363,893</b>
<b>Balance Before Reserves</b>	16,052,653	19,094,816	21,335,151	21,335,151	23,845,442	26,701,373	26,701,373
<b>Total Reserves</b>	<b>3,568,277</b>	<b>3,719,060</b>	<b>3,880,413</b>	<b>3,880,413</b>	<b>4,048,197</b>	<b>4,222,715</b>	<b>4,222,715</b>
<b>Budgetary Balance</b>	<b>12,484,376</b>	<b>15,375,756</b>	<b>17,454,738</b>	<b>17,454,738</b>	<b>19,797,245</b>	<b>22,478,658</b>	<b>22,478,658</b>

	FY 2022-23	FY 2024	FY 2025	FY 2024-25	FY 2026	FY 2027	FY 2026-27
<b><u>Enacted Budget</u></b>							
<b><u>Actual and Estimated Resources</u></b>							
Balance Forward	7,025,957	15,485,459	6,695,372	15,485,459	4,785,499	4,628,632	4,785,499
Current Resources	60,681,305	28,762,212	30,055,343	58,817,555	31,498,381	32,438,266	63,936,647
<b>Total Resources</b>	<b>67,707,262</b>	<b>44,247,671</b>	<b>36,750,715</b>	<b>74,303,014</b>	<b>36,283,880</b>	<b>37,066,898</b>	<b>68,722,146</b>
<b><u>Actual and Estimated Expenditures</u></b>							
<b>Total Net Spending</b>	<b>52,221,803</b>	<b>37,552,299</b>	<b>31,965,216</b>	<b>69,517,515</b>	<b>31,655,248</b>	<b>32,762,820</b>	<b>64,418,068</b>
<b>Balance Before Reserves</b>	15,485,459	6,695,372	4,785,499	4,785,499	4,628,632	4,304,078	4,304,078
<b>Total Reserves</b>	<b>3,202,098</b>	<b>3,202,098</b>	<b>3,202,098</b>	<b>3,202,098</b>	<b>3,202,098</b>	<b>3,202,098</b>	<b>3,202,098</b>
<b>Budgetary Balance</b>	<b>12,283,361</b>	<b>3,493,274</b>	<b>1,533,401</b>	<b>1,583,401</b>	<b>1,426,534</b>	<b>1,101,980</b>	<b>1,101,980</b>
<b><u>Difference</u></b>							
<b><u>Actual and Estimated Resources</u></b>							
Balance Forward	-	(567,194)	(12,399,444)	(567,194)	(16,549,652)	(19,216,810)	(16,549,652)
Current Resources	-	(1,369,079)	(589,254)	(1,958,333)	(260,562)	(532,906)	(793,468)
<b>Total Resources</b>	<b>-</b>	<b>(1,936,273)</b>	<b>(12,988,698)</b>	<b>(2,525,527)</b>	<b>(16,810,214)</b>	<b>(19,749,716)</b>	<b>(17,343,120)</b>

	FY 2022-23	FY 2024	FY 2025	FY 2024-25	FY 2026	FY 2027	FY 2026-27
<b><u>Actual and Estimated Expenditures</u></b>							
<b>Total Net Spending</b>	<b>567,194</b>	<b>10,463,171</b>	<b>3,560,954</b>	<b>14,024,125</b>	<b>2,406,596</b>	<b>2,647,579</b>	<b>5,054,175</b>
<b>Balance Before Reserves</b>	(567,194)	(12,399,444)	(16,549,652)	(16,549,652)	(19,216,810)	(22,397,295)	(22,397,295)
<b>Total Reserves</b>	<b>(366,179)</b>	<b>(516,962)</b>	<b>(678,315)</b>	<b>(678,315)</b>	<b>(846,099)</b>	<b>(1,020,617)</b>	<b>(1,020,617)</b>
<b>Budgetary Balance</b>	<b>(201,015)</b>	<b>(11,882,482)</b>	<b>(15,871,337)</b>	<b>(15,871,337)</b>	<b>(18,370,711)</b>	<b>(21,376,678)</b>	<b>(21,376,678)</b>

**Appendix B**  
**FY 2024-25 General Fund Budgetary Balance and**  
**Revenue Change Detail**  
*(dollars in thousands)*

<b>Projected Budgetary Balance, February 2023 Forecast *</b>	<b>17,454,738</b>
<b>Non-Dedicated Revenue Change Items</b>	
<u>Tax Revenue Changes</u>	
Individual Income Tax	(2,520,110)
Corporate Income Tax	588,010
Cannabis Gross Receipts Tax	42,600
Sales Tax	(53,454)
Statewide Property Tax	(10)
Cigarette and Tobacco Products Tax	298
Lawful Gambling Taxes	(29,200)
<b>Subtotal, Tax Revenue Changes</b>	<b>(1,971,866)</b>
<u>Non-tax Revenue Changes</u>	
Chapter 43 - Food Licensing Modernization	(7,654)
Chapter 52 - Probation Reform Revenue Loss	(11,820)
Chapter 52 - Supreme Court - Eliminate Fees for Uncertified Court Documents	(549)
Chapter 52 - Ramsey County Fine Distribution	(212)
Chapter 53 - Prevailing Wage Education and Compliance	36
Chapter 53 - Safe and Skilled Worker Act	10
Chapter 53 - Safe Workplaces for Livestock Processing Workers	50
Chapter 53 - DLI - Earned Sick and Safe Time	311
Chapter 53 - Earned Sick and Safe Time, District Court Filing Fee	67
Chapter 57 - Telecommunications Assessment	116
Chapter 57 - Commerce - Fee Modernization	968
Chapter 57 - Attorney General - Prescription Drug Affordability Act	146
Chapter 60 - Public Utilities Commission - Increased Assessment for Operations	5,226
Chapter 60 - Commerce - Increased Assessment for Operations	5,305



Chapter 60 - Natural Resources - Lottery In-Lieu Percentage Change and New Accounts	(11,205)
Chapter 61 - Health - Trauma System Fee Increase and Revenue Adjustment	(708)
Chapter 61 - Health - Access to Original Birth Records for Adoptees	22
Chapter 61 - Collections (DHS MSOP)	5,939
Chapter 61 - Collections (DHS SOS)	36,032
Chapter 61 - Labor and Industry - Keeping Nurses at the Bedside Act	10
Chapter 61 - Elimination of Parental Fees under TEFRA	(10,410)
Chapter 62 - Absentee Ballot List	4
Chapter 62 - State Auditor - Operating Adjustment	866
Chapter 62 - Administration - Parking Fund Debt Service Waiver	(1,983)
Chapter 62 - Board of Cosmetology - Hair Technician Licensing	39
Chapter 63 - Office of Cannabis Management - Licensing Fees	8,706
Chapter 64 - Department of Revenue - Disallow Revenue Recapture Nonprofit Hospitals	(402)
Chapter 68 - Public Safety - Reintegration License, Fee Loss	(126)
Chapter 68 - MMB - Transit Safety Administration Citations Revenue Loss	(2)
Chapter 68 - Supreme Court - Transit Safety Administration Citations Revenue Loss	(5)
<b>Subtotal, Non-tax Revenue Changes</b>	<b>18,777</b>
<b>Net, Non-Dedicated Revenue Changes</b>	<b>(1,953,089)</b>
<u>Transfers and Prior Year Adjustments</u>	
Chapter 57 - Transfer In MDE MN Council of Economic Education	100
Loan Issuances	(260)
Advance Reimbursement from Minneapolis	(5,084)
Subtotal, Transfers and Prior Year Adjustments	(5,244)
<b>Total, Non-Dedicated Revenue Changes and Transfers and Prior Year Adjustments</b>	<b>(1,958,333)</b>
<b>Spending Change Items</b>	
FY 2022-23 Appropriation Changes	567,194
FY 2024-25 Appropriation Changes	13,984,313
Debt Service	39,812
<b>Total Spending Changes **</b>	<b>14,591,319</b>
<b>Net General Fund Changes (Revenue Minus Spending)</b>	<b>(16,549,652)</b>

<b>Budget Reserve Changes</b>	
Stadium Reserve	(678,315)
<b>Net General Fund Changes (After Changes to Reserves)</b>	<b>(15,871,337)</b>
<b>Revised Balance, FY 2024-25, End of Session (Forecast Balance Plus Net General Fund Changes)</b>	<b>1,583,401</b>

*\* Includes estimated inflation for FY 2024-25 forecasted expenditures*

*\*\* As compared to the February 2023 forecast, which included \$1.4 billion of estimated inflation*

**Appendix C**  
**Legacy and Constitutionally Dedicated**  
**Appropriations**

**Table 1**  
**Legacy Funds Appropriations, by Fund, by Agency**  
*(dollars in thousands)*

Fund, Agency	FY 2024-25
<b>Outdoor Heritage Fund*</b>	
<u>Department of Natural Resources</u>	
Prairie Acquisition and Restoration	29,170
Forests Acquisition and Restoration	4,436
Wetlands Acquisition and Restoration	29,347
Fish, Game, and Wildlife Habitat	92,582
Administration, Other	1,194
Total for Department of Natural Resources	156,729
<u>Board of Water and Soil Resources</u>	
Prairie Acquisition and Restoration	2,747
Forests Acquisition and Restoration	2,133
Wetlands Acquisition and Restoration	4,122
Fish, Game, and Wildlife Habitat	4,767
Total for Board of Water and Soil Resources	13,769
<u>Legislative Coordinating Commission</u>	
Website Administration	1,292
<b>Total Outdoor Heritage Fund</b>	<b>171,790</b>
<b>Clean Water Fund</b>	
<u>Pollution Control Agency</u>	

Fund, Agency	FY 2024-25
Water Quality Assessment and Monitoring	18,100
TMDL and WRAP Development	12,700
Ground and Drinking Water Protection	2,000
Great Lakes Restoration - Saint Louis River	1,500
Subsurface Sewage Treatment Systems	7,100
Wastewater/Stormwater Programs	3,000
Voyageurs National Area Sanitary Sewer Project	2,000
Chloride Reduction Activities	1,300
Clean Water Council Administrative Costs	675
<b>Total for Pollution Control Agency</b>	<b>48,375</b>
<u>Department of Natural Resources</u>	
Nonpoint Source Protection and Preservation	3,200
Stream Flow Monitoring	5,100
Lake Index of Biological Integrity	2,900
Watershed Restoration and Protection	4,300
Assessing Contamination in Fish	910
Ground and Drinking Water Protection	4,000
Applied Research Development	1,300
Mussel Restoration Pilot Program	600
Water Storage on State-Administered Lands	1,000
Culvert Replacement Incentive Program	2,000
Buffer Maps and County Geological Atlases	250
<b>Total for Department of Natural Resources</b>	<b>25,560</b>
<u>Metropolitan Council</u>	
Metro Water Supply Sustainability	2,250
Water Demand Reduction Grant Program	1,500
<b>Total for Metropolitan Council</b>	<b>3,750</b>
<u>Board of Water and Soil Resources</u>	
Watershed Implementation Grants	79,000
Surface and Drinking Water Grants	17,000
Accelerated Implementation/Technical Assistance Grants	11,000

<b>Fund, Agency</b>	<b>FY 2024-25</b>
Local Govt Grants for Complying with Riparian Protection	4,000
Watershed Management Transitions (One Watershed One Plan)	3,500
Conservation Drainage Management and Assistance	2,000
Conservation Reserve Enhancement Program	3,000
Working Lands Floodplain Easements	5,000
Enhancing Landowner Adoption of Cover Crops	12,077
Wellhead Protection Easements	5,000
Wetland Restoration Easements	10,000
Cover Crops and Soil Loss Assistance	850
Watershed Partners Legacy Grants	1,000
Measures, Results, and Accountability	2,700
<b>Total for Board of Water and Soil Resources</b>	<b>156,127</b>
<u>Department of Agriculture</u>	
Agriculture Water Quality Certification Program	7,000
Nitrate Monitoring in Groundwater	6,000
Pesticide Testing of Private Wells	1,000
Pesticide Monitoring Surface and Groundwater	700
Perennial and Cover Crop Research (Forever Green)	6,000
Ag Best Management Practice Loan Administration	9,598
Irrigation Water Quality Protection	300
Conservation Equipment Assistance	3,500
Expand Ag Weather Station Network	3,000
Research, Technical Assistance, and Tool Development	4,580
<b>Total for Department of Agriculture</b>	<b>41,678</b>
<u>Public Facilities Authority</u>	
Wastewater Point Source Grants and Loans	16,500
Small Community Wastewater Treatment Program	200
<b>Total for Public Facilities Authority</b>	<b>16,700</b>
<u>Department of Health</u>	
Source Water Protection and Preservation	7,500
Drinking Water Contaminants of Emerging Concern	10,100

<b>Fund, Agency</b>	<b>FY 2024-25</b>
Safe Drinking Water for Private Wells	3,000
Groundwater Restoration and Protection Strategies	1,500
Recreational Water Quality Online Portal and Inventory of Public Beaches	600
Future of Drinking Water	500
<b>Total for Department of Health</b>	<b>23,200</b>
<u>University of Minnesota</u>	
Stormwater Best Management Practices Evaluation	2,000
County Geological Atlas Survey	1,000
<b>Total for University of Minnesota</b>	<b>3,000</b>
<u>Legislative Coordinating Commission</u>	
Public Information Website	6
<b>Total Clean Water Fund</b>	<b>318,396</b>
<b>Parks and Trails Fund</b>	
<u>Department of Natural Resources</u>	
State Parks, Recreation Areas, and Trails	54,096
Regional Parks and Trails Grants	27,048
Coordination of Parks and Trails Partners	1,367
<b>Total for Department of Natural Resources</b>	<b>82,511</b>
<u>Metropolitan Council - Regional Parks</u>	
Metro Parks and Trails Grants	54,096
<u>Legislative Coordinating Commission</u>	
Public Information Website	3
<b>Total Parks and Trails Fund</b>	<b>136,610</b>
<b>Arts and Cultural Heritage Fund</b>	
<u>Arts Board</u>	
Arts and Arts Access Initiatives	72,174

<b>Fund, Agency</b>	<b>FY 2024-25</b>
Arts Education Collaborations	13,532
Significant Public Arts Installations	2,000
Arts and Cultural Heritage	4,511
<b>Total for Arts Board</b>	<b>92,217</b>
<u>Historical Society</u>	
Statewide History Programs and Projects	15,520
Statewide Historic and Cultural Grants	13,486
History Partnerships	5,250
Survey of Historical Sites	750
Digital Library	750
Specified Local Grants	1,225
FY 2023 Reappropriation of Cancelled Amounts	3,094
<b>Total for Historical Society</b>	<b>40,075</b>
<u>Department of Administration: Fiscal Agent</u>	
Public Television	9,500
Minnesota Public Radio and AMPERS	8,200
Como Park Zoo and Conservatory	3,450
Lake Superior Zoo and Aquarium	500
Wilderness Inquiry	1,100
4H - Shooting Sports Grants	50
Science Museum of Minnesota	1,650
Community and Cultural Grants; Named	2,925
Minnesota State Band	50
Minnesota Governor's Council on Developmental Disabilities	50
Minnesota Council on Disabilities	250
Minnesota African American Heritage Museum and Gallery	360
Vietnam War 50th Anniversary Commemorative Program	250
Specified Local Grants	2,810
<b>Total for Department of Administration</b>	<b>31,145</b>
<u>Minnesota Zoo</u>	
Program Development	4,000

Fund, Agency	FY 2024-25
<u>Minnesota Center for the Humanities</u> Program Development 4,000 Minnesota Children's Museum 1,000 Children Museum Startup and Expansion Grants 2,200 Community Identity and Heritage Grants 8,925 Fiscal Accountability Study 30 Civics Grants Program 300	
Total for Minnesota Center for the Humanities	16,455
<u>Department of Education</u> Minnesota Regional Library Systems 5,500 Swimming Safety Grant Program 250	
Total for Department of Education	5,750
<u>Department of Agriculture</u> County Agricultural Societies/County Fair Grants 800  <u>Indian Affairs Council</u> Language Preservation and Education Grants 1,700 Dakota and Ojibwe Language Immersion Programs 2,500 Language Working Group 100 Graves Protection 300	
Total for Indian Affairs Council	4,600
<u>Legislative Coordinating Commission</u> Public Information Website 4	
<b>Total Arts and Cultural Heritage Fund</b>	<b>195,046</b>
<u><b>Summary, by Fund</b></u> <b>Outdoor Heritage Fund*</b> 171,790 <b>Clean Water Fund</b> 318,396 <b>Parks and Trails Fund</b> 136,610	



<b>Fund, Agency</b>	<b>FY 2024-25</b>
<b>Arts and Cultural Heritage Fund</b>	195,046
<b>Grand Total for Legacy Funds</b>	<b>821,842</b>

*\* The 2023 session appropriated money only for the first year for the Outdoor Heritage Fund; other funds were appropriated for two fiscal years.*

<b>Table 2</b>	
<b>Appropriations from the Environment and Natural Resources Trust Fund</b>	
<i>(dollars in thousands)</i>	
<b>Category/Projects</b>	<b>FY 2024</b>
Foundational Natural Resources Data and Information (19 Projects)	8,219
Water Resources (13 Projects)*	8,328
Environmental Education (8 Projects)	3,905
Aquatic and Terrestrial Invasive Species (2 Projects)	5,104
Air Quality, Climate Change, and Renewable Energy (6 Projects)	3,913
Methods to Protect or Restore Land, Water, and Habitat (18 Projects)	15,997
Land Acquisition, Habitat, and Recreation (15 Projects)	31,241
Emerging Issues Account	767
Administration and Contract Agreement Reimbursement	2,359
<b>Total</b>	<b>79,833</b>

*\* Includes \$189,000 from the Great Lakes Protection Account in the Natural Resources Fund*

**Appendix D**  
**Capital Investment Detail**  
*(dollars in thousands)*

<b>Agency and Project</b>	<b>Fund</b>	<b>Amount</b>
<b>University of Minnesota</b>		<b>135,950</b>
Higher Education Asset Preservation and Replacement (HEAPR)	GO	43,350
Fraser Hall Chemistry Undergrad Teaching	GO	92,600
<b>Minnesota State Colleges and Universities</b>		<b>181,099</b>
Higher Education Asset Preservation and Replacement (HEAPR)	GO	44,733
Minnesota State University Moorhead - Weld Hall	GO/UF	23,099
Inver Hills Community College - Technology and Business Center	GO/UF	22,025
Minneapolis College - Management Education Center	GO/UF	20,457
Pine Technical and Community College - Technical Trade Labs Renovation	GO/UF	21,468
Saint Paul College - Academic Excellence Renovation Design	GO/UF	1,671
Vermillion Community College - Classroom Building Design and Renovation	GO/UF	3,633
Central Lakes College - Classroom Building Design and Renovation	GO/UF	11,591
Northland Community and Technical College - Effective Teaching and Learning Labs	GO/UF	3,282
Minnesota State University Mankato - Armstrong Hall Replacement	GO/UF	8,460
Winona State University - Center for Interdisciplinary Collaboration	GO/UF	4,866
Lake Superior College - Integrated Manufacturing Labs	GO/UF	8,316
Metropolitan State University - Cybersecurity Lab	GO/UF	5,196
Alexandria Technical and Community College - Transportation Repositioning Design	GO/UF	955
Rochester Community and Technical College - Heintz Center Design	GF	1,347
<b>Department of Education</b>		<b>4,000</b>
Library Construction Grants	GO	4,000

<b>Agency and Project</b>	<b>Fund</b>	<b>Amount</b>
<b>Minnesota State Academies</b>		<b>9,037</b>
Asset Preservation	GO	1,200
Dorm Renovations and Predesign	GO	7,837
<b>Perpich Center for Arts Education</b>		<b>900</b>
Asset Preservation	GO	900
<b>Department of Natural Resources</b>		<b>247,200</b>
Natural Resources Asset Preservation	GO	36,000
Natural Resources Betterment of Buildings	GO	20,000
Badoura State Forest Nursery	GO	10,000
Natural Resources Acquisition and Betterment of Public Lands	GF	2,500
Wildfire Aviation Infrastructure	GO	6,360
Improving Accessibility to State Parks, Recreation Areas, and Wildlife Management Areas	GO	1,200
Dam Safety Repair and Reconstruction	GO	4,000
<u>Flood Hazard Mitigation Grants</u>		-
Program - Undesignated	GO	15,000
Browns Valley - Toelle Coulee	GO	3,300
Forest Lake	GF	5,700
Kasson	GF	5,000
City of Carver - Levee Restoration	GF	6,000
Red River Valley	GO	5,000
Roseau	GF	1,915
Moorhead	GO	11,000
Sartell	GF	2,500
Lake Vermilion-Soudan Underground Mine State Park	GO	11,000
Local Recreation Matching Grants	GO	2,000
Community Tree Planting Grants	GO	8,400
Community Tree Planting Grants	GF	1,663
Canisteo Open Pit Mine Complex	GF	8,875
Saint James Open Pit Mine	GO	2,500
State Forest Reforestation	GO	6,000
DNR Grant Administration	GF	209

<b>Agency and Project</b>	<b>Fund</b>	<b>Amount</b>
<b>State Trails</b>		-
State Trail Maintenance	GO	1,200
Casey Jones State Trail	GO	1,320
Glacial Lakes Trail	GO	3,000
Gitchi Gami State Trail	GO	4,000
Heartland State Trail - Detroit Lakes to Frazee	GO	550
Heartland State Trail - Itasca State Park	GO	2,400
Maplewood State Park Trail Segment	GF	939
Mill Towns State Trail - Riverside Park to Waterford Historic Bridge	GO	8,190
Root River State Trail	GO	2,000
Glendalough State Park	GO	900
Glendalough State Park	GF	200
Upper Sioux Agency State Park Bond Defeasance	GF	250
Blufflands Trail System	GF	4,000
All-Terrain Vehicle Trail Systems in Saint Louis County	GF	1,294
City of Crosslake - National Loon Center	GF	2,500
City of Gaylord - Lake Titlow Dam	GF	500
City of Mora - High Water Mitigation	GO	1,800
Lower MN River Watershed District Area 3 - Eden Prairie	GO	2,750
City of Ranier - Safe Harbor Boat Dock	GO	3,500
City of Rochester - Willow Creek Trail	GF	3,625
Scott County - Merriam Junction Trail and Riverbank Stabilization	GF	4,000
Scott County - Public Water Access Improvements	GF	500
City of Shakopee - Riverbank Stabilization	GO	8,260
Lake Shamaineau Lake Improvement District - High Water Project	GF	3,000
Sauk River Watershed District - Gravity Outlet Conveyance System	GF	1,400
Shell Rock River Watershed District - Fountain Lake Cleanup	GO	9,000
<b>Pollution Control Agency</b>		<b>59,828</b>
Capital Assistance Program - Pope Douglas Solid Waste Management	GF	12,833
City of Andover - Contaminant Mitigation Red Oaks	GF	6,100
Dodge County - Solid Waste Transfer Station	GF	2,100
Hennepin County - Anaerobic Digester	GF	26,000
Olmsted County - Capital Assistance	GO	10,000

<b>Agency and Project</b>	<b>Fund</b>	<b>Amount</b>
Todd County - Transfer Station	GF	2,795
<b>Board of Water and Soil Resources</b>		<b>26,200</b>
Local Road Wetlands Replacement Program	GO	12,000
Reinvest in Minnesota - Conservation Reserve Enhancement Program (CREP)	GO	10,700
MN River Basin Project Flood Hazard Mitigation Area II	GF	1,500
City of Beardsley - Dry Lake System Repairs	GF	2,000
<b>Department of Agriculture</b>		<b>457</b>
MDA East Grand Forks Building Repair	GO	384
MDA East Grand Forks Building Repair	GF	73
<b>Minnesota Zoo</b>		<b>18,025</b>
Asset Preservation	GO	16,800
Animal Hospital	GO	1,225
<b>Department of Administration</b>		<b>22,939</b>
Capital Assistance Preservation and Replacement Account	GO	9,000
Capitol Complex Security Upgrades Phase II	GO	8,796
Capitol Complex Security Upgrades Phase II	GF	297
Ford Building Demolition	GF	4,542
Sustainable Building Guidelines Report	GF	304
<b>Amateur Sports Commission</b>		<b>14,033</b>
Asset Preservation	GO	9,600
Skate Park Grants	GF	4,000
National Sports Center Conveyance	GF	433
<b>Department of Military Affairs</b>		<b>37,187</b>
Rosemont Readiness Center (combined)	GO	24,720
Rosemount Readiness Center - 2020 Deficiency (combined)	GO	360
Fergus Falls Readiness Center	GO	800
Moorhead Readiness Center	GO	855

<b>Agency and Project</b>	<b>Fund</b>	<b>Amount</b>
Marshall Readiness Center	GO	4,752
Minnesota Military Museum at Camp Ripley	GF	5,700
<b>Department of Public Safety</b>		<b>73,256</b>
State Emergency Operations Center Increased Costs	GO	11,392
BCA Southern Minnesota Regional Office and Lab	GF	4,500
BCA Maryland Building Improvements	GO	6,033
DPS Grant Administration	GF	266
City of Brooklyn Park - Fire Station and Emergency Operations Center	GF	1,150
City of Chisholm - Public Safety Addition	GF	3,000
City of Dilworth - Fire Station	GF	4,378
City of Edina - Community Health and Safety Center	GF	1,300
City of Edina - South Metro Public Safety 2020 Deficiency	GF	1,000
City of Golden Valley - Remote Fire Station	GF	3,172
City of Lakeville - Regional Public Safety Training Center	GF	7,170
City of Hibbing - Regional Public Safety and Training Center	GF	10,000
City of Maplewood - East Metro Public Safety and Training Center	GF	75
City of Marshall - Merit Center	GF	2,250
City of Minneapolis - Emergency Operations Center	GF	1,700
City of Shoreview - Lake Johanna Fire Station Headquarters	GF	6,370
City of Virginia - Regional Public Safety Center	GF	2,000
City of Winona - Public Safety Center	GF	7,500
<b>Department of Transportation</b>		<b>402,714</b>
Local Road Improvement Fund Grants - Undesignated (combined)	GO/TF	78,954
Local Road Improvement Fund Grants - Townships (combined)	GO/TF	6,000
Local Bridge Replacement Program - Undesignated	GO/TF	67,000
Highway Railroad Grade Crossings Replacement	GO	3,600
Port Development Assistance Program	GO	18,097
Safe Routes to School Infrastructure Program	GO	2,400
Active Transportation Program	GO	1,200
Minnesota Rail Service Improvement Program	GO	9,600
Greater Minnesota Transit Capital Program	GO	3,000
Tyler Wohlers Memorial Trail	GF	55

<b>Agency and Project</b>	<b>Fund</b>	<b>Amount</b>
Anoka County - Trunk Highway 65 Improvements	GF	34,000
City of Barnesville - 13th Street Reconstruction	GF	185
Township of Baytown - Lake Elmo Airport	GF	150
City of Biwabik - Road Improvements	GF	1,400
City of Burnsville - Nicollet Ave Bridge	GF	3,900
Carver County - County State-Aid Highway 18	GO/TF	3,760
Carver County - County State-Aid Highway 18	GF	6,240
Chisago County - U.S. Highway 8 Reconstruction	GF	8,000
City of Coon Rapids - Pedestrian Bridge	GF	3,500
Douglas County - Box Culvert under U.S. Highway 29	GF	2,000
City of Dundas - Trail Segments	GF	370
City of East Gull Lake - East Gull Lake Trail	GF	353
City of Forest Lake - State Highway 97 to County Highway 32 Improvements	GF	4,500
City of Fridley - Northtown Rail Yard Overpass	GO/TF	4,000
City of Greenfield - Greenfield Road Improvements	GF	3,000
Hennepin County - Hennepin Ave. Bridge	GO/TF	3,500
Hennepin County - Medina Railroad Crossing	GF	450
City of Hutchinson - Civil Air Patrol Training Center	GF	3,700
City of Inver Grove Heights - 117th St. Reconstruction	GO/TF	5,000
City of Karlstad - Airport Runway	GF	3,900
City of Lakeville - Freight Rail Car Storage Facility	GF	7,000
Minnesota River Valley Regional Railroad - Rail Rehabilitation	GF	2,000
City of Madelia - Road Improvements	GF	12,800
Murray County - County State-Aid Highway 13	GF	4,200
Olmsted County - US Highway 14 and County State-Aid Highway 44	GF	5,000
City of Plymouth - CSAH 47 Chankahda Trail	GO/TF	6,200
City of Plymouth - CSAH 47 Chankahda Trail	GF	800
City of Rochester - Park and Ride Design	GF	800
City of Savage - Road and Bridge Improvements	GO/TF	800
Sherburne County - U.S. Highway 169 County State-Aid Highway 4	GO/TF	2,000
Sherburne County - U.S. Highway 169 County State-Aid Highway 4	GF	9,700
Sibley County - County State-Aid Highway 6 Reconstruction	GF	3,200
Stearns County - Town Line Road Improvements	GF	7,500

<b>Agency and Project</b>	<b>Fund</b>	<b>Amount</b>
City of Saint Cloud - Regional Airport	GF	3,900
City of Saint Louis Park - Cedar Lake Road and Louisiana Ave	GF	5,000
City of Saint Paul - 3rd Street Bridge	GO/TF	25,000
City of Saint Paul Park - 3rd Street Collector Roadway	GO/TF	7,000
Thief River Falls Regional Airport Authority	GF	3,000
Washington County - Trunk Highway 36 and Lake Elmo Ave. Interchange	GO/TF	10,000
Washington County - Trunk Highway 36 and Lake Elmo Ave. Interchange	GF	5,000
<b>Metropolitan Council</b>		<b>156,537</b>
Inflow and Infiltration Grant Program - Public Infrastructure	GO	12,000
Metropolitan Regional Parks	GO	16,620
Bus Rapid Transit	GO	72,000
Apple Valley Transit Station	GF	7,000
Grant Administration	GF	247
City of Champlin - Mississippi Crossings	GF	1,000
City of Champlin - Park Land	GF	1,250
City of Dellwood - Lake Links Trail	GF	2,000
City of Saint Paul - Mississippi River Learning Center	GO	8,000
Dakota County - Minnesota River Regional Greenway	GF	5,000
Dakota County - Thompson Park	GF	2,000
Dakota County - Veterans Memorial Greenway	GF	5,000
Minneapolis Park Board - Grand Rounds Missing Link	GF	5,500
Minneapolis Park Board - Cedar Riverside Recreation Center	GF	3,500
Ramsey County - Bruce Vento Regional Trail	GF	5,000
Ramsey County - Park at RiversEdge	GF	6,220
Ramsey County - Rice Street Revitalization	GF	1,000
Anoka County - Rice Creek Trail	GF	200
Three Rivers Park District - Mississippi Gateway Regional Park	GF	3,000
<b>Department of Human Services</b>		<b>47,991</b>
Asset Preservation	GO	7,200
Asset Preservation	GF	2,000



<b>Agency and Project</b>	<b>Fund</b>	<b>Amount</b>
Saint Peter - Sunrise and Tomlinson Building Renovation	GF	21,568
Saint Peter Water and Sewer Upgrades	GO	1,050
Early Childhood Learning and Child Protection Facilities	GO	900
Early Childhood Learning and Child Protection Facilities	GF	1,125
<u>Behavioral Health Crisis Facilities Grants</u>	<u>GO</u>	<u>10,000</u>
<i>Program - Undesignated</i>		1,500
<i>Dakota County Behavioral Health</i>		6,000
<i>Duluth Behavioral Health</i>		2,500
Behavioral Health Crisis Facilities Grants Administration	GF	760
Harriet Tubman Center Non-profit East Renovation	GF	3,388
<b>Department of Veterans Affairs</b>		<b>90,125</b>
Asset Preservation	GO	12,360
Hastings Veterans Home Campus Upgrade	GO	77,765
<b>Department of Corrections</b>		<b>66,546</b>
Asset Preservation	GO	33,800
Asset Preservation	GF	3,822
Shakopee Programming Space Addition and Interior Renovation	GF	18,432
Lino Lakes Building E Renovation and Repurposing	GO	492
Carlton County - Female Offender and Judicial Facility	GF	10,000
<b>Department of Employment and Economic Development</b>		<b>443,277</b>
Business Development Public Infrastructure Grant Program	GO	10,000
Innovation Business Development Public Infrastructure Grants	GO	1,500
Transportation Economic Development Infrastructure	GO	1,500
Greater Minnesota Child Care Facilities	GO	900
Agency Grant Administration Funding	GF	2,204
Explore Minnesota Transfer - MN Sports and Events	GF	13,000
Aitkin County - Health and Human Services Building	GF	2,000
City of Apple Valley - Inclusive Playground	GO	1,410
City of Aurora - Community Center	GF	630
City of Belle Plaine - Public Infrastructure	GO	3,000
City of Bigfork - Community Center Enhancement	GF	1,500

<b>Agency and Project</b>	<b>Fund</b>	<b>Amount</b>
City of Bloomington - Ice Garden	GF	2,272
City of Bloomington - Public Health Facility Design	GF	1,800
City of Bloomington - Veterans Memorial	GF	350
City of Brooklyn Center - Health, Culture, and Recreation Facility	GF	5,100
City of Brooklyn Park - Community Activity Center	GF	5,000
City of Cannon Falls - John Burch Park	GF	469
City of Chaska - City Square West	GF	5,425
City of Chisholm - Ice Arena and Curling	GF	3,000
City of Chisholm - Film Facility	GF	2,040
City of Crystal - Aquatic Center	GF	2,350
City of Duluth - Entertainment and Convention Center	GF	5,000
City of Duluth - Spirit Mountain	GF	13,000
City of Embarrass Regional Fair Association - Timber Hall	GF	1,500
City of Fergus Falls - Riverfront Corridor	GF	4,000
City of Forest Lake - Veterans Memorial in Forest Lake	GF	250
City of Fridley - Inclusive Playground	GF	500
City of Hermantown - Ice Arena	GF	7,475
City of Hoyt Lakes - Community Recreation and Wellness Center Improvements	GF	1,750
City of International Falls - Regional Health and Wellness	GO	1,000
City of Inver Grove Heights - Heritage Village Park	GF	2,000
City of Litchfield - Wellness Center	GF	1,000
City of Litchfield - Historic Building Facades	GF	2,025
City of Maple Grove - Community Center Renovation	GF	6,000
City of Mendota Heights - Pilot Knob	GF	1,850
City of Minneapolis - Central City Storm Tunnel	GF	9,900
City of Minnetonka - Hopkins Crossroads Trail Improvements	GF	1,635
City of Minnetonka - Opus Public Space	GF	725
ISD No. 2149 Minnewaska - Central Square in Glenwood	GF	4,000
City of North Saint Paul - Community Center	GF	4,500
City of Oak Park Heights - Redevelopment	GO	2,190
Olmsted County - Graham Park Redevelopment	GF	8,000
City of Parkers Prairie - Veterans Memorial Park	GF	50
City of Pelican Rapids - Aquatic Facility	GF	1,500

<b>Agency and Project</b>	<b>Fund</b>	<b>Amount</b>
City of Richfield - Wood Lake Nature Center	GF	12,000
City of Rochester - Regional Parks Forestry Ops Center	GF	14,000
City of Savage - Sports Center	GF	600
City of Scandia - Regional Arts and Heritage Center	GF	2,200
City of Saint Paul - Inclusive Playground	GF	2,500
City of Saint Paul - North End Community Center	GF	6,000
City of Saint Paul - Conway Community Recreation Center	GF	2,500
Saint Paul Port Authority - Hillcrest	GF	11,000
Saint Louis County - Heritage and Arts Center	GF	385
City of Stillwater - Downtown Improvements	GF	6,000
City of Waite Park - Quarry Redevelopment Phase Two	GF	2,500
City of Winona - Mississippi Riverfront Trail	GF	5,000
City of Woodbury - Central Park Remodel	GF	7,500
30,000 Feet - Black Arts and Tech Center in Saint Paul	GF	3,500
Accessible Space Inc. - Accessible Housing Units in Saint Paul	GF	1,150
African Economic Development Solutions - Building in Saint Paul	GF	1,500
African Career and Education Resource in Brooklyn Center	GF	3,000
Agate Housing - Shelter Facility in Minneapolis	GF	5,000
Ain Dah Yung Center - Emergency Shelter and Youth Lodge in Saint Paul	GF	2,200
Anoka Area Ice Arena Association	GF	487
Appetite for Change - Building in Minneapolis	GF	1,500
ArtSpace - Northrup King Renovation in Minneapolis	GF	1,720
Avenues for Youth - Emergency Shelter Expansion in Minneapolis	GF	6,000
CAPI - Immigrant Opportunity Center Expansion in Brooklyn Center	GF	3,000
CentraCare Health System Campus Design in Saint Cloud	GF	5,000
Children's Museum of Rochester	GF	200
Comunidades Latinas Unidas en Servicio - Latino Outreach Facility in Minneapolis	GF	3,500
CornerHouse - New Facility in Hennepin County	GF	2,750
Cultural Wellness Center - Dreamland on 38th in Minneapolis	GF	3,000
Division of Indian Work - Expansion of Existing Facility in Minneapolis	GF	500
Duluth Historic Armory Arts and Music Renovation	GF	4,500
East Side Neighborhood Services in Minneapolis	GF	300
Every Meal in Roseville	GF	4,000

<b>Agency and Project</b>	<b>Fund</b>	<b>Amount</b>
FilmNorth Renovation in Saint Paul	GF	2,000
Firefighters for Healing - New Facility in Minneapolis	GF	1,500
Great River Children's Museum - Renovations in Saint Cloud	GF	7,000
Hmong 18 Council, Inc. - Hmong MN Community Center in Saint Paul	GF	3,000
Hope 4 Youth - Youth Homeless Center in Anoka	GF	8,000
Indian Health Board - Medical Facility in Minneapolis	GF	4,000
Indigenous Peoples Taskforce - Mikwanedun Audisookon Center in Minneapolis	GF	4,000
Irreducible Grace Foundation - Black Youth Healing Arts Center in Saint Paul	GF	1,500
Isuroon - Renovation in Minneapolis	GF	3,000
Keystone Community Services - Food Bank in Ramsey County	GF	2,600
Latino Economic Development Center - Renovation in Saint Paul	GF	3,548
Leech Lake Wellness Center - Health and Wellness Center in Cass Lake	GF	24,000
Listening House - Shelter in Saint Paul	GF	2,950
Little Earth Neighborhood Early Learning Center - Upgrades in Minneapolis	GF	1,250
Little Earth Residents Association - Innovation Hub in Minneapolis	GF	3,500
Lower Phalen Creek Project: Wakan Tipi Center	GF	2,500
MNI Sota Fund - Facility in Minneapolis	GF	1,000
Native American Community Clinic - Expansion in Minneapolis	GF	4,500
New Native Theater - Theater Space in Minneapolis	GF	300
Northside Economic Opportunity Network - Food Business Incubator in Minneapolis	GF	6,000
Norway House - Conference and Event Center in Minneapolis	GF	5,000
Open Arms - Kitchen and Counseling Center in Ramsey County	GF	500
Pangea World Theater - Community Arts Center in Minneapolis	GF	300
Parents in Community Action - Existing Facility in Minneapolis	GF	4,000
Phyllis Wheatley Community Center - Camp Katherine Parsons in Carver County	GF	550
Playwrights' Center - Renovation in Saint Paul	GF	4,000
PROCEED - Community Center in Saint Paul	GF	5,000
Public Functionary - Community and Arts Center in Minneapolis	GF	450
ReConnect Rondo Innovation Campus in Saint Paul	GF	1,000
Red Lake Band of Chippewa - Red Lake Tribal College in Minneapolis	GF	3,000

Agency and Project	Fund	Amount
Sanneh Foundation - Renovation, Facility, and Improvements in Saint Paul	GF	1,820
Simpson Housing Services - Shelter Facility in Minneapolis	GF	5,000
Somali Museum - Facility in Minneapolis	GF	3,900
Southern Anoka Community Assistance - Food Bank in Columbia Heights	GF	2,500
Special Guerilla Unit Hmong Veterans - Museum in Saint Paul	GF	2,000
Saint Paul Urban Tennis	GF	750
Tending the Soil MN - Rise Up Center in Minneapolis	GF	1,500
The Link - Multiuse Facility in North Minneapolis	GF	5,000
True Friends - Camp Courage in Wright County	GF	10,000
Turning Point - Facility in Minneapolis	GF	1,000
Ukrainian Center - Capital Improvements in Minneapolis	GF	1,800
V3 Sports Inc. - Event Center in Minneapolis	GF	15,000
Walker   West - Music Academy in Saint Paul	GF	4,100
Washington County Heritage Society - Heritage Center in Stillwater	GF	700
Wellstone Center - Renovation in Saint Paul	GF	2,150
We Win Institute Inc. - Capital Improvements in Minneapolis	GF	3,500
YWCA Saint Paul	GF	2,317
<b>Iron Range Resources and Rehabilitation Board</b>		<b>12,229</b>
Giants Ridge Water and Electrical	GO	12,229
<b>Public Facilities Authority</b>		<b>501,491</b>
State Match for Federal Grants to State Revolving Loan Program	GO	41,000
<u>Water Infrastructure Funding Program</u>	<u>GO</u>	<u>87,200</u>
<i>Drinking Water Grants</i>		35,200
<i>Clean Water Grants (Waste Water)</i>		52,000
Point Source Implementation Grants	GO	80,000
Lewis and Clark Regional Water System Expansion Project	GF	22,000
City of Albert Lea - Wastewater Treatment Facility	GO	2,000
City of Arden Hills - Water and Sewer Improvements	GO	510
City of Austin - Wastewater Treatment Improvements	GF	14,500
City of Babbitt - Water, Sewer, and Utility Improvements	GO	2,000

<b>Agency and Project</b>	<b>Fund</b>	<b>Amount</b>
City of Bagley - Drinking Water and Sanitary Improvements	GO	7,200
City of Belview - Water Infrastructure	GF	1,750
City of Braham - Wastewater and Drinking Water	GF	10,227
City of Brainerd - Water Treatment Facility Improvements	GO	5,000
City of Buhl - Water System	GF	2,000
City of Clearbrook - Water Infrastructure Improvements	GO	5,500
City of Cloquet - Water Infrastructure	GO	5,000
City of Cologne - Wastewater Treatment Facility	GF	1,060
City of Corcoran - Water Infrastructure	GF	10,000
City of Dayton - Wellhead Treatment Plants	GF	1,750
City of East Gull Lake - Wastewater Treatment Improvements	GO	2,900
City of Elk River - Sewer Improvements	GO	1,100
City of Elysian - Water Treatment Plant	GF	3,500
First District - Wastewater Treatment Plant in Litchfield	GF	5,000
City of Floodwood - Water and Sewer Infrastructure	GF	1,500
City of Gilbert - Water Treatment Plant	GF	6,250
City of Grand Rapids - Water Treatment Plant Renovation	GO	2,500
City of Hackensack - Water Main Infrastructure	GF	1,400
City of Lake Lillian - Water Infrastructure and Street Reconstruction	GF	3,999
Lincoln-Pipestone Rural Water - Treatment and Storage	GF	11,500
City of Lino Lakes - Water Treatment	GO	13,500
City of Mankato - Water Treatment	GO	25,000
City of Mankato - Water Treatment	GF	10,000
City of Medicine Lake - Infrastructure	GO	3,500
City of Minneapolis - Water Distribution Facility	GF	4,500
City of Monticello - Water Treatment Plant and System	GO	11,000
City of Mound - Clean Water Improvements	GF	10,300
City of Morristown - Water and Sewer Infrastructure	GO	1,500
North Zumbro Sanitary District	GF	10,000
City of Osseo - Lift Station	GO	1,600
City of Owatonna - Wastewater Treatment Improvements	GO	11,000
City of Owatonna/City of Medford - Wastewater Treatment Improvements	GF	15,500
City of Ramsey - Water Treatment Facility	GF	3,200

<b>Agency and Project</b>	<b>Fund</b>	<b>Amount</b>
Red Rock Rural Water System - Treatment Plant	GF	2,000
City of Rice Lake - Water, Sewer and Utilities Extensions	GO	1,800
City of Rockville - Lift Station Rehabilitation	GF	1,201
City of South Haven - Drinking Water Improvements	GO	3,500
City of Saint Michael - Wastewater Treatment Improvements	GO	5,000
City of Swanville - Water System Improvements	GF	3,052
City of Tyler - Sanitary Sewer	GF	3,792
City of Watertown - Water Tower	GF	3,000
Western Lake Superior Sanitary District	GF	17,500
City of West Saint Paul - Wastewater Infrastructure	GF	1,700
<b>Minnesota Housing Finance Agency</b>		<b>76,000</b>
Public Housing Rehabilitation	GO	41,868
Public Housing Rehabilitation	GF	30,132
Greater Minnesota Housing Program Infrastructure	GO	3,000
City of Minneapolis - Satori Village	GF	1,000
<b>Minnesota Historical Society</b>		<b>8,925</b>
Historic Sites Asset Preservation	GO	5,000
Lower Sioux Bond Defeasance	GF	25
County and Local History Preservation Grants	GO	1,000
Minnesota Transportation Museum	GF	100
Dodge County - Wasioja Civil Seminary	GF	2,100
Morrison County Weyerhaeuser Museum	GF	700
<b>Department of Revenue</b>		<b>500</b>
River Place Arts, Culture, and Event Center; Sales Tax Exemption Construction Materials	GF	500
<b>Department of Management and Budget</b>		<b>1,564</b>
Bond Sale Expenses - General Obligation Bonds	GO	1,564
<b>Cancellations - General Fund</b>		<b>(1,169)</b>
2014 - Administration - MCF SCL New Intake and Health	GF/C	(12)

<b>Agency and Project</b>	<b>Fund</b>	<b>Amount</b>
2014 - Historical Society - Hibbing School District Grant	GF/C	(37)
2019 - MDE - 2018 CON School Safety Grants and School Safety Grants	GF/C	(420)
2019 - DEED - CentraCare Wellness Center	GF/C	(700)
<b>Payment Offset and Expenditure Savings - General Fund</b>		<b>(39,436)</b>
Lewis and Clark Joint Powers Board State Payment Offset	GF/C	(39,003)
Amateur Sports, National Sports Center Conveyance; GF Expenditure Savings	GF/C	(433)
<b>Cancellations - General Obligation Bonds</b>		<b>(17,315)</b>
2009 - DOT - Intercity Passenger Rail	GO/C	(35)
2012 - Admin. - DHS Asset Preservation and MSA Preservation	GO/C	(116)
2012 - DNR - Flood Hazard and State Dam Repair	GO/C	(192)
2013 - DNR - Flood Grant and Facility NR Damage	GO/C	(183)
2013 - Admin. - Capitol Renovation and VA Building 17 South Wing	GO/C	(384)
2014 - Admin. - Academies, Capitol Restoration, VA Asset Preservation, Security	GO/C	(280)
2014 - MMB Non-Operating - Bond Sale Expense	GO/C	(116)
2014 - DNR - Vermillion State Park and Fish Hatchery Improvements	GO/C	(17)
2014 - PFA - Big Lake Area Sanitary District	GO/C	(4,500)
2014 - BWSR - 2014 Session Bonding	GO/C	(4)
2015 - Admin. - Capitol Restoration and Capitol Security Enhancements	GO/C	(1,040)
2017 - Admin. - Centennial Parking and VA Asset Preservation	GO/C	(16)
2017 - DEED - Economic Development Program	GO/C	(749)
2017 - DNR - Various Flood Hazard, Trail, and Asset Preservation Authorizations	GO/C	(81)
2017 - DOT - Railroad Warning Devices and Port Development Assistance	GO/C	(310)
2017 - BWSR - 2017 Session Bonding	GO/C	(120)
2018 - Admin. - Capitol Security Upgrades and Moose Lake	GO/C	(45)
2018 - Amateur Sports - CAPRA Administration	GO/C	(3)
2018 - MDE - Library Construction Grants	GO/C	(3)
2018 - DEED - Hennepin Children's Theatre, Pipestone Dental Facility, Polk Food Bank	GO/C	(4,500)
2018 - Military Affairs - Brainerd and Saint Cloud RC	GO/C	(245)



<b>Agency and Project</b>	<b>Fund</b>	<b>Amount</b>
2018 - MMB Non-Operating - Bond Sale Expense and TH Bond Sale Expense	GO/C	(840)
2018 - Minnesota State - Various Authorizations	GO/C	(1)
2018 - Public Safety - Marshall MERIT Center	GO/C	(30)
2018 - DOT - Road Construction, Stone Arch, Hwy 169/101 Ave, Quiet Zone	GO/C	(1,963)
2018 - DOT - Pope County TH29 and 55 Rail Grade	GO/C	(1,488)
2018 - UMN - Renewal Morris	GO/C	(7)
2019 - MMB Non-Operating - TH Bond Sale Expense	GO/C	(47)
<b>TOTAL APPROPRIATIONS BY FUND</b>		<b>2,580,090</b>
<b>Net General Obligation Bonds Total</b>		<b>1,500,134</b>
General Obligation Bonds	GO	1,298,235
State Transportation Fund Bond Proceeds (Sold as GO Bonds)	GO/TF	219,214
GO Bond Proceeds Cancellations	GO/C	(17,315)
<b>Net General Fund Total</b>		<b>1,034,950</b>
General Fund	GF	1,075,555
General Fund Cancellations, Offset, and Expenditure Savings	GF/C	(40,605)
<b>Net Other Funds Total</b>		<b>45,006</b>
User-Financed Bonds	UF	45,006

**Appendix E**  
**2023 Session Laws Enacting the FY 2024-25**  
**Budget and Supplementing the FY 2022-23 Budget**

<b>Chapter Number</b>	<b>File Number</b>	<b>Description</b>
<a href="#"><u>1</u></a>	HF31	Federal tax conformity provisions
<a href="#"><u>2</u></a>	SF40	Iron ore mining additional unemployment benefits
<a href="#"><u>6</u></a>	HF26	Infrastructure Investment and Jobs Act trunk highway funding
<a href="#"><u>8</u></a>	SF33	Criminal enforcement appropriations
<a href="#"><u>9</u></a>	HF50	State lands provisions
<a href="#"><u>10</u></a>	HF35	Inclusion of inflation in the state budget forecast
<a href="#"><u>11</u></a>	HF213	Emergency food shelf program appropriations
<a href="#"><u>12</u></a>	HF28	Restoration of voting rights
<a href="#"><u>13</u></a>	HF4	Noncompliant driver's license or Minnesota identification card requirements modified
<a href="#"><u>14</u></a>	HF121	Competency attainment provisions
<a href="#"><u>15</u></a>	HF30	Catalytic converter provisions
<a href="#"><u>18</u></a>	HF5	Free school lunch and breakfast program
<a href="#"><u>20</u></a>	HF1440	Family homeless prevention and assistance program
<a href="#"><u>22</u></a>	SF2265	Transition from public health emergency for Medical Assistance and MinnesotaCare
<a href="#"><u>23</u></a>	SF1816	Office of administrative hearings appropriations
<a href="#"><u>24</u></a>	HF1656	Minnesota State Competitiveness Fund establishment
<a href="#"><u>26</u></a>	HF1278	Disaster assistance contingency account transfer
<a href="#"><u>30</u></a>	SF10	Skilled and trained contractor workforces at petroleum refineries provisions

<a href="#">32</a>	HF463	Rural Finance Authority bond authorization
<a href="#">34</a>	HF3	Elections provisions
<a href="#">37</a>	HF2335	Omnibus Housing and Homelessness Prevention budget
<a href="#">38</a>	HF1937	Omnibus Veterans and Military Affairs budget
<a href="#">39</a>	HF24	Lead drinking water service line replacement
<a href="#">40</a>	HF1999	Omnibus Legacy budget
<a href="#">41</a>	HF2073	Omnibus Higher Education budget
<a href="#">43</a>	SF1955	Omnibus Agriculture, Broadband, and Rural Development budget
<a href="#">45</a>	HF3100	Omnibus Pension and Retirement budget
<a href="#">46</a>	HF782	Minnesota Secure Choice retirement program establishment
<a href="#">48</a>	HF1234	Peace officer and firefighter duty disability provisions
<a href="#">52</a>	SF2909	Omnibus Judiciary and Public Safety budget
<a href="#">53</a>	SF3035	Omnibus Jobs, Economic Development, Labor and Industry budget
<a href="#">54</a>	HF2292	Omnibus Early Childhood Education budget
<a href="#">55</a>	HF2497	Omnibus K-12 Education budget
<a href="#">56</a>	HF3288	Claims settlements
<a href="#">57</a>	SF2744	Omnibus Commerce and Consumer Protection budget
<a href="#">59</a>	HF2	Paid family and medical leave benefit insurance program
<a href="#">60</a>	HF2310	Omnibus Environment, Natural Resources, Climate, and Energy budget
<a href="#">61</a>	SF2934	Omnibus Human Services budget
<a href="#">62</a>	HF1830	Omnibus State and Local Government budget
<a href="#">63</a>	HF100	Adult-use cannabis provisions
<a href="#">64</a>	HF1938	Omnibus Taxes budget
<a href="#">66</a>	HF402	Health care entity transaction requirements
<a href="#">67</a>	HF1900	Environment and natural resources trust fund renewal and modification
<a href="#">68</a>	HF2887	Omnibus Transportation budget

<a href="#"><u>69</u></a>	SF3307	Corrections to previous legislative enactments
<a href="#"><u>70</u></a>	SF2995	Health and Human Services budget
<a href="#"><u>71</u></a>	HF670	Capital projects appropriations
<a href="#"><u>72</u></a>	HF669	Capital Investment bonding
<a href="#"><u>73</u></a>	HF447	Additional corrections to previous legislative enactments
<a href="#"><u>74</u></a>	HF3342	Nursing facility provisions
<a href="#"><u>75</u></a>	SF1384	Nurse and Patient Safety Act





**SENATE**  
COUNSEL  
RESEARCH &  
FISCAL ANALYSIS

**Minnesota Senate Building**

95 University Avenue West

Suite 3300

Saint Paul MN 55155

[www.senate.mn/scrfa](http://www.senate.mn/scrfa)

