



Fiscal Review

Minnesota State Senate

2022 Session

A

Fiscal Review

of the

2022 Legislative Session

Prepared by Minnesota State Senate
Office of Senate Counsel, Research, and Fiscal Analysis
Minnesota Senate Building
95 University Ave. W., Suite 3300
Saint Paul, MN 55155-1800
Phone: (651) 296-4791

Dates of the 2022 Legislative Session

Regular Session: January 31, 2022 to May 22, 2022

This publication was developed by the staff of Senate Counsel, Research, and Fiscal Analysis, and was edited by Krista Boyd, Jay Willms, and Dan Mueller. The Senate Counsel, Research, and Fiscal Analysis staff for the various budget and policy areas who contributed to the relevant report sections are: Dennis Albrecht, Krista Boyd, Andrew Erickson, Hannah Grunewald, Jenna Hofer, Dan Mueller, Casey Muhm, Eric Nauman, Chris Turner, and Jay Willms. Preparation and layout of the manuscript, the tables within the articles, and the interactive edition of the report was completed by Steven Carver.

The cover photograph was taken by A.J. Olmscheid.

The *2022 Fiscal Review* was printed by Dan Olson, Printing and Purchasing Manager, Office of the Secretary of the Senate.

The *2022 Fiscal Review* can also be accessed at:

http://www.senate.leg.state.mn.us/departments/scr/freview/2022/fiscal_review.pdf

Cover Photography

The cover of the *2022 Fiscal Review* highlights the sharp angles and lines on the southwest facade of the Minnesota Senate Building. The large windows seamlessly reflect the cloudy blue sky. The back cover of the report features photographs of the State Capitol dome in different seasons and perspectives, as well as captured stills from the events of the 2022 legislative session. The Office of Senate Counsel, Research, and Fiscal Analysis acknowledges and appreciates A.J. Olmscheid, the Senate Photographer, for his work and is pleased to feature his photography on the *2022 Fiscal Review*.

Table of Contents

Report Preface.....	1
Chapter 1: State Budget Overview	3
Chapter 2: Health and Human Services	13
Chapter 3: Agriculture, Environment, and Natural Resources	16
Chapter 4: Jobs, Commerce, and Energy	18
Chapter 5: State Government and Veterans	21
Appendix A: All Funds Biennial Spending, by Budget Jurisdiction	23
Appendix B: General Fund Balance Analysis Summary, FY 2020-25.....	45
Appendix C: FY 2022-23 General Fund Budgetary Balance and Revenue Change Detail	46
Appendix D: Environmental Trust and Legacy Funds	47
Appendix E: Non-General Fund Expenditure Changes, 2022 Session.....	48
Appendix F: 2022 Session Laws Supplementing the FY 2022-23 Budget.....	50

REPORT PREFACE

The *Fiscal Review* is an annual report of enacted budget and fiscal policy actions. The report covers all budgetary funds (“all funds”), with particular attention given to the General Fund. Under the Minnesota Constitution, General Fund revenues and expenditures must be in balance at the close of each biennium. Budgetary funds reflect the operating budget for the state and exclude some state funds not budgeted for operations, such as pension funds, trust funds, and enterprise funds.

Minnesota operates on a biennial budget enacted in odd-year legislative sessions. A fiscal year begins on July 1 and ends on June 30. Biennial budget revisions and major capital investments are the focus of even-year legislative sessions. While most revenue and expenditure amounts are presented as biennial amounts, in some cases annual amounts may provide a more thorough understanding of the timing of revenue and appropriations. Throughout this document, “fiscal year” will be abbreviated as “FY.”

Additional detail is available by consulting legislative budget tracking sheets or contacting the relevant Senate fiscal staff. Detailed budget tracking sheets can be found here:

<https://www.senate.mn/departments/fiscalpolicy/tracking/index.html>

Appropriations Defined

Appropriations are authorizations made by the Legislature to spend money from the state treasury for the purposes established by law. The Minnesota Constitution prohibits the payment of money out of the treasury unless appropriated by the Legislature. Therefore, the Governor may veto appropriations but cannot create appropriations.

Direct appropriations are authorizations to spend a specific dollar amount, usually for a limited time, such as one year or a biennium. Open appropriations are less common and authorize an open-ended spending level, such as a “sum sufficient” to meet a defined need or formula. The amounts shown in the *Fiscal Review* for open appropriations reflect estimates of expected spending.

Most direct appropriations are established in session law and expire at the end of the biennium, or another specified time, and must be renewed every two years to continue spending authority. Statutory appropriations, on the other hand, are set in state statutes and provide ongoing authority to spend money from the treasury even if a biennial budget is not adopted. Statutory appropriations may authorize either a specific dollar amount or an open-ended amount and may provide a specific period for the appropriation.

Distinct from the various appropriation types, dedicated revenues and expenditures refer to sources of revenue that are dedicated for specific purposes. Amounts shown for authorized spending from dedicated revenues reflect estimates of the revenues to be generated and the allocation of those revenues established in law.

Further, it should be noted that significant portions of some state agency operations, such as those of the Department of Administration and the Department of Management and Budget (MMB), are funded through charges to other state agencies. In other words, money appropriated to an agency may be used to purchase services from another state agency whose mission is, in part, to provide for centralized operating functions. To fully describe budget activity while avoiding double-counting, budget

REPORT PREFACE

totals are reported based on the agency that receives an appropriation. Please note that some *Fiscal Review* chapters also discuss agency activities supported by charges to other state agencies.

Appropriations versus Spending

Amounts shown in the *2022 Fiscal Review* for the current biennium (FY 2022-23) reflect appropriation levels enacted in the 2021 regular session, 2021 First Special Session, and 2022 regular session. Amounts shown for the next biennium (FY 2024-25), often referred to as the “base” or “planning estimates,” reflect estimates of future

biennial spending, assuming current law programs are carried forward for another two years. The *2022 Fiscal Review* compares current biennial appropriations to budgeted spending in the previous biennium (FY 2020-21), as well as to the February 2022 budget forecast published by MMB.

In May 2022, MMB made adjustments to the February 2022 forecast for federal funds based on improved information for federal allocations that was not available when the forecast was published. The *2022 Fiscal Review* incorporates these adjustments to the February 2022 forecast.

Contacts

For questions about the content of this report, please contact the fiscal analyst for the appropriate budget area.

Eric Nauman: Overall Budget and Finance

eric.nauman@senate.mn

Jay Willms: Taxes; Property Tax Aids and Credits

jay.willms@senate.mn

Jenna Hofer: E-12 Education

jenna.hofer@senate.mn

Hannah Grunewald: Higher Education; Agriculture

hannah.grunewald@senate.mn

Dennis Albrecht: Health and Human Services

dennis.albrecht@senate.mn

Daniel Mueller: Environment and Natural Resources; Constitutionally Dedicated Funds; Housing

daniel.mueller@senate.mn

Casey Muhm: Jobs, Commerce, and Energy; Capital Investment

casey.muhm@senate.mn

Chris Turner: Judiciary and Public Safety

chris.turner@senate.mn

Andrew Erickson: State Government; Veterans and Military Affairs; Pensions

andrew.erickson@senate.mn

Krista Boyd: Transportation and Public Safety

krista.boyd@senate.mn

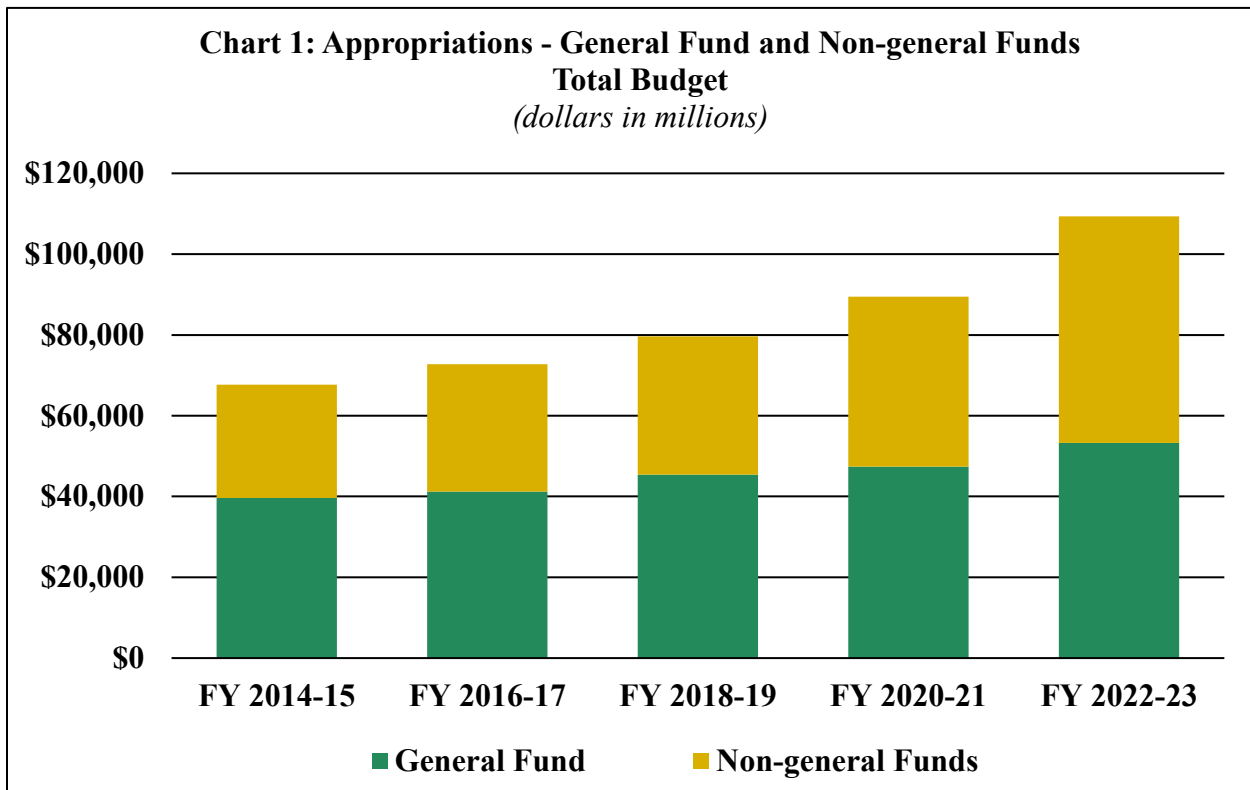
CHAPTER 1 STATE BUDGET OVERVIEW

Twenty-four chapters were enacted to supplement the FY 2022-23 operating budget during the 2022 regular session. The revised budget reduced the projected FY 2022-23 General Fund budgetary balance by \$2.2 billion (from \$9.2 billion to \$7 billion) and reduced the FY 2024-25 balance by \$3.2 billion (from \$15.3 billion to \$12.1 billion).

Total all funds appropriations increased in each of the past four biennia. Chart 1 displays total appropriations since FY 2014-15 and divides each biennium between the General Fund and the non-general funds. The all funds budget in FY 2022-23 totaled \$109.4 billion, an increase of \$3.9 billion (3.7 percent) more than the February 2022 forecast, and an increase of \$19.9 billion (22.3 percent) more than FY 2020-21 appropriations. The FY 2020-21 all funds

appropriations totaled \$89.4 billion, an increase of \$9.8 billion (12.3 percent) more than FY 2018-19. The FY 2018-19 all funds appropriations totaled \$79.6 billion, an increase of \$6.9 billion (9.5 percent) above FY 2016-17. The FY 2016-17 all funds appropriations totaled \$72.7 billion, an increase of \$5.1 billion (7.5 percent) above FY 2014-15.

In FY 2022-23, General Fund appropriations were 48.7 percent of the total all funds budget. The General Fund budget in FY 2022-23 totaled \$53.3 billion, an increase of \$1.6 billion (3 percent) more than the February 2022 forecast, and an increase of \$5.9 billion (12.4 percent) more than FY 2020-21 appropriations. FY 2020-21 General Fund appropriations totaled \$47.4 billion, an increase of \$2 billion (4.5 percent) more than



CHAPTER 1 - STATE BUDGET OVERVIEW

FY 2018-19. FY 2018-19 General Fund appropriations totaled \$45.4 billion, an increase of \$14.1 billion (10.1 percent) above FY 2016-17. FY 2016-17 General Fund appropriations totaled \$41.3 billion, an increase of \$1.6 billion (4.1 percent) above FY 2014-15.

FY 2022-23 Budget Summary

The 2022 regular session enacted a series of noteworthy fiscal policy changes that supplemented Minnesota's FY 2022-23 operating budget, including significant provisions related to reinsurance, frontline workers, mental health, COVID-19 aid, and federal unemployment insurance trust fund (UI trust fund) repayments. (Appendix F on page 50 contains a complete list of laws that supplemented the FY 2022-23 budget.)

- Chapter 42 appropriated \$25 million from the General Fund in FY 2023 for amyotrophic lateral sclerosis (ALS) research and caregiver support. Of this total amount, the Office of Higher Education (OHE) received \$20 million to award ALS research grants, and the Department of Human Services (DHS) received \$5 million to fund support programs for caregivers of persons with ALS. (See page 15 for additional details about these appropriations.)
- Chapter 44 extended Minnesota's reinsurance program for five additional years until December 31, 2027. To support this extension, Chapter 44 transferred \$300.1 million in FY 2023 and \$229.5 million in FY 2025 from the General Fund to the premium security plan account in the Special Revenue Fund to make reinsurance payments. Chapter 44 also transferred \$13.3 million from the General Fund to the MNsure Enterprise Fund to offset MNsure's revenue losses related to the reinsurance extension. In addition, Chapter 44 appropriated \$53.4 million to DHS from

the Health Care Access Fund (HCAF) in FY 2023 for MinnesotaCare program expenditures that would otherwise have used federal funds. Planning estimates for this appropriation in FY 2024 through FY 2026 increased by a total of \$294.2 million. These additional HCAF increases were partially offset in FY 2024-25 by reducing current law transfers from the HCAF to the General Fund, which reduced General Fund revenues by \$173.8 million in the FY 2024-25 biennium but restored balance to the HCAF. (See page 18 for further discussion.)

- Chapter 50 appropriated \$2.7 billion in FY 2022 to the Department of Employment and Economic Development (DEED) to repay outstanding loans and interest accrued on loans to Minnesota from the federal UI trust fund. Of this amount, \$2.3 billion was from the State Fiscal Recovery Federal Fund (SFRF), and \$405.8 million was from the General Fund. Most of Minnesota's federal UI trust fund liability resulted from increased unemployment rates during the COVID-19 pandemic. (See pages 18-19 for additional information.)
- Chapter 50 repealed the SFRF revenue replacement enacted in Laws 2021, First Special Session, Chapter 6. This repeal reduced General Fund resources by \$633.1 million in FY 2023 and \$550 million in FY 2024, and it returned these resources to the SFRF. (See page 5 of the [2021 Fiscal Review](#) for a discussion of revenue replacement.)
- Chapter 50 appropriated \$511.7 million in FY 2022 from the General Fund for a new program that provided "frontline worker" payments to workers considered most at risk of contracting COVID-19 during the pandemic. The program established several criteria to determine

CHAPTER 1 - STATE BUDGET OVERVIEW

eligibility for payments. Eligible workers must apply to the Department of Labor and Industry to receive a payment. (See page 19 for additional details about this program and appropriation.)

- Chapter 50 appropriated \$190 million in FY 2022 from the General Fund to the Department of Management and Budget (MMB) to pay for costs associated with managing the COVID-19 pandemic between May 23, 2022, and February 13, 2023. The funds may be used for testing, vaccinations, public education, public health, and other purposes. MMB may transfer funds to other state agencies as necessary and must submit proposed expenditures in excess of \$2.5 million to the Legislative Advisory Commission for its review before spending the money.
- Chapter 54 appropriated \$62.7 million from the General Fund in FY 2022-23 to the Departments of Veterans Affairs and Administration for programs to support veterans. Of this amount, \$26.9 million was supplemental funding for veterans homes. Chapter 54 also appropriated \$2.2 million in FY 2023 to the Department of Military Affairs for enlistment and reenlistment bonuses and to support the commissioning of the *USS Minneapolis-Saint Paul*. (See page 21 for additional discussion.)
- Chapter 95 appropriated \$25.9 million in FY 2022-23 from the General Fund to the Departments of Agriculture and Natural Resources for programs to support agriculture throughout the state. Of this amount, \$15.9 million was allocated to programs to help address the ongoing drought. (See page 17 for additional discussion.)
- Chapter 95 appropriated \$25 million in FY 2023 from the General Fund to

DEED to develop broadband access throughout the state. Chapter 95 also increased the FY 2024 planning estimates by \$25 million for the same purpose. (See page 16.)

- Chapter 99 appropriated \$15.7 million in FY 2023 to DHS and the Department of Health to improve mental health funding and services statewide. Chapter 99 also increased the FY 2024-25 planning estimates by \$44.9 million for mental health purposes. In addition, Chapter 99 increased the planning estimates in FY 2024-25 by \$32.7 million to establish a competency restoration board and to increase mental health funding for the Department of Corrections and the district courts. (See pages 13-14 for additional discussion.)

STATE BUDGET OVERVIEW

Appropriations

The enacted FY 2022-23 biennial budget totaled \$109.4 billion, as shown in Table 1. This includes the two-year budget for the General Fund and all other state funds from which operating budget appropriations are made. Total appropriations were \$19.9 billion (22.3 percent) greater than the appropriations in FY 2020-21 and \$3.9 billion (3.7 percent) greater than the February 2022 forecast for FY 2022-23. Total General Fund appropriations in FY 2022-23 were \$53.3 billion and represented 48.7 percent of the state's operating budget.

Federal funds (the largest category of non-general fund resources) and federal COVID-related funds totaled \$42.3 billion in FY 2022-23. This total is \$2.3 billion greater than the February 2022 forecast for FY 2022-23 and is \$13.7 billion (47.7 percent) higher than in FY 2020-21. This increase is primarily

CHAPTER 1 - STATE BUDGET OVERVIEW

Table 1: All Funds Biennial Budget - FY 2022-23, by Fund					
Comparison of Enacted FY 2022-23 Budget to FY 2020-21 and to Forecast					
<i>(dollars in millions)</i>					
	FY 2020-21	FY 2022-23 Forecast Base	FY 2022-23 Enacted Budget	Change: Enacted - FY 2020-21	Change: Enacted - Fest Base
General Fund	47,424.5	51,729.3	53,299.1	5,874.6	1,569.9
General Fund Transfer Out	(4,367.6)	(4,021.8)	(4,351.5)	16.2	(329.7)
Health Care Access Fund	1,462.8	1,419.2	1,472.6	9.8	53.4
Federal Funds	26,907.4	39,379.5	39,379.5	12,472.2	-
Federal COVID-Related Funds*	1,759.1	630.7	2,954.9	1,195.8	2,324.2
Other Funds	16,252.5	16,382.4	16,618.0	365.5	235.5
All Funds Total	89,438.6	105,519.4	109,372.7	19,934.1	3,853.3

*Includes all expenditures and appropriations from the Coronavirus Relief Federal Fund (CRF) and the State Fiscal Recovery Federal Fund (SFRF) as of July 14, 2022.

attributable to federal funding provided to Minnesota to respond to the COVID-19 pandemic.

The HCAF is particularly important in the Health and Human Services (HHS) budget. Appropriations from the HCAF in the enacted budget totaled \$1.5 billion, which was \$53.4 million (3.8 percent) higher than the February 2022 forecast and \$9.8 million (0.7 percent) higher than FY 2020-21. Most of the enacted HCAF changes are attributable to Chapter 50, which extended the state's reinsurance program for an additional year. (See page 18 for additional reinsurance discussion.)

Table 2 displays the all funds budget by major budget area. Appropriations in most budget areas were greater in FY 2022-23 than in the previous biennium. The enacted FY 2022-23 appropriations were greater than the February 2022 forecast due primarily to Chapter 50, which appropriated General Fund money for COVID-19 response, federal UI trust fund repayments, and payments to frontline workers, and to Chapter 44, which appropriated funds from the General Fund and the HCAF to extend Minnesota's reinsurance program for an additional five years.

Table 2: All Funds Biennial Budget - FY 2022-23, by Budget Jurisdiction					
Comparison of Enacted FY 2022-23 Budget to FY 2020-21 and to Forecast					
<i>(dollars in millions)</i>					
	FY 2020-21	FY 2022-23 Forecast Base	FY 2022-23 Enacted Budget	Change: Enacted - FY 2020-21	Change: Enacted - Fest Base
E-12 Education	22,500.8	24,797.1	24,797.1	2,296.3	-
Higher Education	3,516.3	3,693.1	3,732.5	216.2	39.4
Property Tax Aids and Credits	4,730.2	4,598.5	4,598.5	(131.7)	-
Health and Human Services	40,318.1	50,265.6	50,355.3	10,037.2	89.6
Agric, Env, and Nat Resources	2,280.7	2,646.3	2,887.0	606.2	240.6
Jobs, Commerce, and Energy	2,221.2	3,003.9	6,574.6	4,353.4	3,570.7
Judiciary and Public Safety	3,154.0	3,288.7	3,288.9	135.0	0.3
Transportation and Public Safety	8,115.8	10,603.2	10,603.4	2,487.6	0.2
State Government and Veterans	3,090.9	3,358.7	3,587.1	496.2	228.4
Debt Service and Capital Projects	3,878.3	3,293.7	3,307.5	(570.8)	13.8
Cancellations and Other	(4,367.6)	(4,029.5)	(4,359.1)	8.5	(329.7)
Total for Budget Jurisdictions	89,438.6	105,519.4	109,372.7	19,934.1	3,853.3

CHAPTER 1 - STATE BUDGET OVERVIEW

Table 3: All Funds Biennial Revenues - FY 2022-23, by Fund Comparison of Enacted FY 2022-23 Budget to FY 2020-21 and to Forecast <i>(dollars in millions)</i>					
	FY 2020-21	FY 2022-23 Forecast Base	FY 2022-23 Enacted Budget	Change: Enacted - FY 2020-21	Change: Enacted- Fest Base
General Fund	49,477.4	56,221.2	56,220.4	6,743.0	(0.8)
Non-general Funds					
Health Care Access Fund	1,634.2	1,698.8	1,698.8	64.6	-
Federal Fund	26,786.6	38,815.5	39,256.6	12,470.0	441.0
Other (Incl Transfers and Prior Year Adjustments)	17,279.4	15,293.6	15,295.8	(1,983.7)	2.1
Subtotal, Non-general Funds	45,700.2	55,807.9	56,251.1	10,550.9	443.2
Total All Funds Revenues	95,177.6	112,029.1	112,471.5	17,293.9	442.4

Few changes were enacted in the 2022 regular session in the largest budget areas, including HHS, Judiciary and Public Safety, Higher Education, and Transportation and Public Safety. There were no changes enacted in the E-12 Education budget area. The noteworthy increases were contained in Jobs, Commerce, and Energy (\$3.6 billion, or 118.9 percent); Agriculture, Environment, and Natural Resources (\$240.6 million, or 9.1 percent); and State Government and Veterans (\$228.4 million, or 6.8 percent).

Appendix A, beginning on page 23, provides further all funds detail by budget jurisdiction and compares the enacted FY 2022-23 budget to the FY 2020-21 biennium and to the FY 2022-23 budget as forecasted in February 2022.

Revenues

Total enacted FY 2022-23 revenues were \$112.5 billion for the all funds budget, an increase of \$442.4 million compared to the February 2022 forecast. FY 2022-23 General Fund revenue was \$6.7 billion higher than FY 2020-21. This reflects changes enacted in 2022 as well as higher forecasted revenue estimates.

Table 3 shows total state revenues by fund, highlighting the General Fund and other state funds with noteworthy changes in the 2022 regular session. Federal Fund revenue increased by \$12.5 billion in FY 2022-23 compared to FY 2020-21. This increase is largely attributable to increases related to the federal COVID-19 response.

GENERAL FUND SUMMARY

Upon conclusion of the 2022 regular session, the General Fund was projected to have a \$10.4 billion ending balance for FY 2022-23 before transfers to the reserves. Total resources were \$56.7 billion for the biennium (including transfers and adjustments), and appropriations were \$53.3 billion. Of the \$10.4 billion remaining balance, \$3.3 billion was included in the General Fund reserves (\$350 million in the cash flow account, \$2.7 billion in the budget reserve account, and \$326.8 million in the stadium reserve account). After the reserves, a budgetary balance of \$7 billion was left unallocated at the end of the FY 2022-23 biennium. Table 4 summarizes how the FY 2022-23 General Fund balance projected in the February 2022 forecast was allocated in the 2022 sessions. Appendix B on page 45 provides a detailed fund balance analysis.

CHAPTER 1 - STATE BUDGET OVERVIEW

Table 4: General Fund Budget Comparison of Enacted FY 2022-23 Budget to FY 2020-21 and to Forecast <i>(dollars in millions)</i>					
	FY 2020-21	FY 2022-23 Forecast Base	FY 2022-23 Enacted Budget	Change: Enacted - FY 2020-21	Change: Enacted - Fest Base
Balance Forward (including Reserves)	3,971.4	7,026.0	7,026.0	3,054.6	-
Current Revenues	50,479.1	57,288.8	56,655.0	6,175.8	(633.9)
Total Resources	54,450.5	64,314.8	63,680.9	9,230.4	(633.9)
Spending	47,424.5	51,729.3	53,299.1	5,874.6	1,569.9
Reserves	2,974.1	3,332.5	3,332.5	358.4	-
Budgetary Balance	4,051.9	9,253.0	7,049.3	2,997.4	(2,203.7)

FY 2022-23 General Fund Budget

The February 2022 forecast projected a positive General Fund balance of \$9.3 billion in FY 2022-23. This included a FY 2020-21 positive balance of \$4.1 billion excluding reserves, which carried forward to FY 2022-23 and increased projected resources. The FY 2022-23 enacted General Fund budget reduced the balance by \$2.2 billion, leaving a positive balance of \$7 billion. (See Table 4 and Appendix C for details.)

Total General Fund resources forecasted in FY 2022-23 were \$64.3 billion, including carryforward balances from FY 2020-21. Excluding carryforward balances, the FY 2022-23 General Fund forecasted revenues totaled \$57.3 billion (including \$633.1 million from SFRF revenue replacement).

The February 2022 forecast projected General Fund spending in FY 2022-23 to be \$51.7 billion. The enacted budget increased General Fund appropriations by \$1.6 billion compared to forecast.

MMB forecasts annual General Fund-supported debt service payments based on the presumption that the enactment of capital investment bills follows a biennial cycle, in which the bulk of capital improvement

appropriations are enacted in even-numbered session years and relatively smaller appropriations are enacted in odd-numbered session years. These amounts are based on ten-year averages of the approximate sizes of capital investment bills enacted into law. The February 2022 forecast assumed that \$880 million of general obligation debt would be authorized during the 2022 session. However, no capital investment bill was enacted and therefore the general obligation debt service payments attributable to the 2022 session are \$13.6 million lower for FY 2023 and \$108.3 million lower for FY 2024-25, compared to the forecast.

Changes in Net Resources

Table 4 shows that General Fund resources in FY 2022-23 declined by a net \$633.9 million in the enacted budget compared to the February 2022 forecast. This net total combined \$777,000 in decreased FY 2022-23 non-tax revenue changes with \$633.1 million in reduced transfers from other funds. There were no enacted tax revenue changes.

The General Fund budget enacted in June 2021 included \$633.1 million in FY 2023 resources transferred from the SFRF to offset reduced revenues due to COVID-19. (See page 5 of the [2021 Fiscal Review](#) and the

CHAPTER 1 - STATE BUDGET OVERVIEW

Table 5: General Fund Biennial Budget by Budget Jurisdiction Comparison of Enacted FY 2022-23 Budget to 2020-21 and to Forecast <i>(dollars in millions)</i>					
	FY 2020-21	FY 2022-23 Forecast Base	FY 2022-23 Enacted Budget	Change: Enacted - FY 2020-21	Change: Enacted - Fcst Base
E-12 Education	19,754.9	20,503	20,503	748.1	-
Higher Education	3,407.7	3,511.9	3,531.7	124.0	19.8
Property Tax Aids and Credits	3,892.7	4,153.6	4,153.6	261.0	-
Health and Human Services	13,646.4	16,302.3	16,337.5	2,691.1	35.2
Agric, Env, and Nat Resources	479.9	536.7	563.6	83.7	26.9
Jobs, Commerce and Energy	473.4	687.7	1,932.6	1,459.2	1,244.9
Judiciary and Public Safety	2,550.7	2,680.7	2,680.9	130.3	0.3
Transportation & Public Safety	345.6	477.2	477.2	131.7	-
State Government and Veterans	1,513.3	1,360.7	1,589.6	76.3	228.9
Debt Service & Capital Projects	1,360.0	1,535.5	1,549.3	189.3	13.8
Cancellations and Other	-	(20.0)	(20.0)	(20.0)	-
Total Spending	47,424.5	51,729.3	53,299.1	5,874.6	1,569.9

Fiscal Issue Brief “[Legislative Allocation of State Fiscal Recovery Funds](#)” for additional discussion.) Because projected revenues for FYs 2022 through 2025 increased in the February 2022 forecast, Chapter 50 repealed the use of the SFRF to support the General Fund. This reduced General Fund revenues by \$633.1 million in FY 2023. The repealed provision also reduced FY 2024 General Fund revenues by \$550 million. (See pages 18-19 for additional discussion.)

FY 2022-23 Appropriations Changes by Budget Jurisdiction

Table 5 summarizes the FY 2022-23 General Fund budget by budget jurisdiction. The enacted budget appropriated \$53.3 billion in FY 2022-23 from the General Fund. As described above, this was \$1.6 billion more than projected in the February 2022 forecast and \$5.9 billion more than FY 2020-21. Compared to the February 2022 forecast, the increases were noteworthy in Agriculture, Environment, and Natural Resources (\$26.9 million, or 5 percent); Jobs, Commerce, and Energy (\$1.2 billion, or 181 percent); and State Government and Veterans (\$228.9 million, or 16.8 percent).

Budget Reserve

Table 6 displays all changes to the General Fund budget reserve account since the end of the 2021 First Special Session. Initially, the reserve was \$2.4 billion for FY 2021 and increased to \$2.7 billion at the end of FY 2022. This reflects a net increase of \$278.4 million between the two fiscal years, including reductions of \$591.4 million and increases of \$869.8 million. Table 6 displays four distinct changes to the reserve:

- By law, the Commissioner of Commerce must review and certify whether the reserve in the workers’ compensation assigned risk plan represents an excess surplus. Any excess surplus must be transferred to the budget reserve. Following the audit of the FY 2020 assigned risk plan, the commissioner found an excess surplus equal to \$29 million. This amount was transferred to the budget reserve and recognized by the November 2021 forecast for FY 2021.
- Laws 2019, First Special Session, Chapter 6, reduced the budget reserve by \$491.4 million. Although enacted in the

CHAPTER 1 - STATE BUDGET OVERVIEW

Table 6: General Fund Budget Reserve Changes Since End of 2021, First Special Session <i>(dollars in millions)</i>		
	FY 2021	FY 2022
Budget Reserve Initial Balance	2,377.4	2,406.4
Assigned Risk Plan, Excess Reserve Allocation	29.0	-
Budget Reserve Reduction, FY 22, Laws 2019, Ch. 6	-	(491.4)
Budget Reserve Reduction, FY 22, Laws 2021, Ch. 7	-	(100.0)
Nov 21 Forecast, MS 16A.152 Allocations	-	840.8
Budget Reserve Balance	2,406.4	2,655.8

2019 First Special Session, the reduction was required on July 1, 2021, which delayed the effect until FY 2022. (See page 22 of the [2019 Fiscal Review](#) for additional discussion.)

- Laws 2021, First Special Session, Chapter 7, reduced the budget reserve by an additional \$100 million. This reduction was also required on July 1, 2021, making it effective in FY 2022. (See page 6 of the [2021 Fiscal Review](#) for additional discussion.)
- Under Minnesota Statutes, section [16A.152](#), a projected surplus in a November forecast is required to be transferred to the budget reserve until the reserve reaches a specified level. The November 2021 forecast transferred an additional \$840.8 million from the General Fund to the budget reserve.

GENERAL FUND BALANCE ANALYSIS FY 2022-23 AND FY 2024-25

The FY 2022-23 enacted budget is expected to generate a positive General Fund balance in the planning period of FY 2024-25. The FY 2024-25 planning budget is projected to be balanced with \$12.1 billion remaining unallocated. This unallocated number represents the budgetary balance and, combined with General Fund reserves, will be carried forward into the subsequent biennium. The General Fund budgetary balances in FY 2020-21 and FY 2022-23

were \$4.1 billion and \$7.1 billion, respectively, and they each became a part of the opening balance for the next biennium and contributed to the positive balances in FY 2022-23 and FY 2024-25.

In addition to budgetary balance, another measurement of fiscal health is structural balance, which compares a single biennium's revenue collections with its appropriations. The structural balance calculation (current revenues minus projected appropriations) does not include money carried forward from one biennium to the next. By eliminating carryforward resources from a previous biennium, the structural balance measurement can provide an indication of the state budget's financial sustainability. Carryforward resources are one-time and can distort the overall estimates of the budget picture, inflating a budget's closing balance.

Chart 7A displays the current General Fund resources in the enacted budget for FY 2020-21 through FY 2024-25. For FY 2020-21, FY 2022-23, and FY 2024-25, the current resources exceed the appropriations. FY 2020-21 current resources totaled \$50.5 billion, and appropriations totaled \$47.4 billion. Current resources for FY 2022-23 are projected to total \$56.7 billion, while appropriations are estimated to total \$53.3 billion. Therefore, current resources exceed the appropriations leaving a positive structural balance of \$3.4 billion. Current

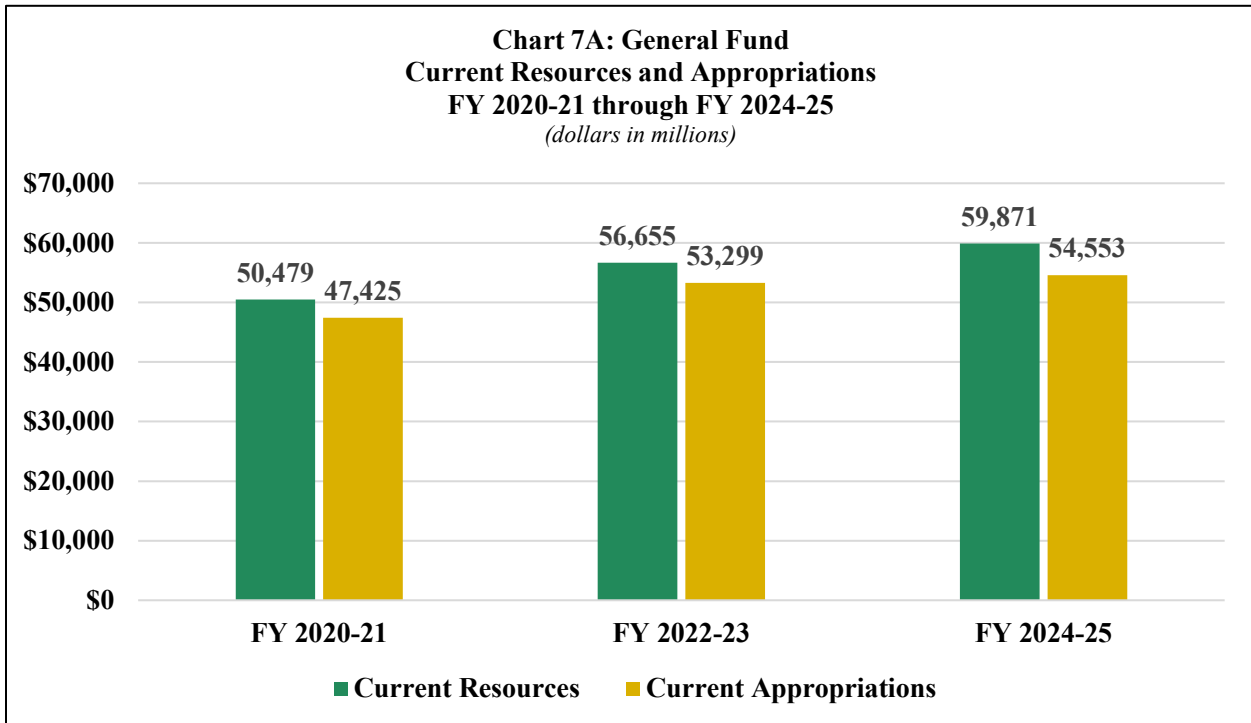
CHAPTER 1 - STATE BUDGET OVERVIEW

Table 7: General Fund Biennial Budget Comparison of Enacted FY 2022-23 Budget to FY 2024-25 Planning Estimates <i>(dollars in millions)</i>			
	FY 2022-23 Enacted Budget	FY 2024-25 Planning Estimates	Change: FY 2024-25 – FY 2022-23
Current Resources (excluding carryforward)	56,655.0	59,870.6	3,215.7
Total Projected Appropriations	53,299.1	54,553.5	1,254.4
Projected Structural Balance	3,355.8	5,317.1	1,961.3

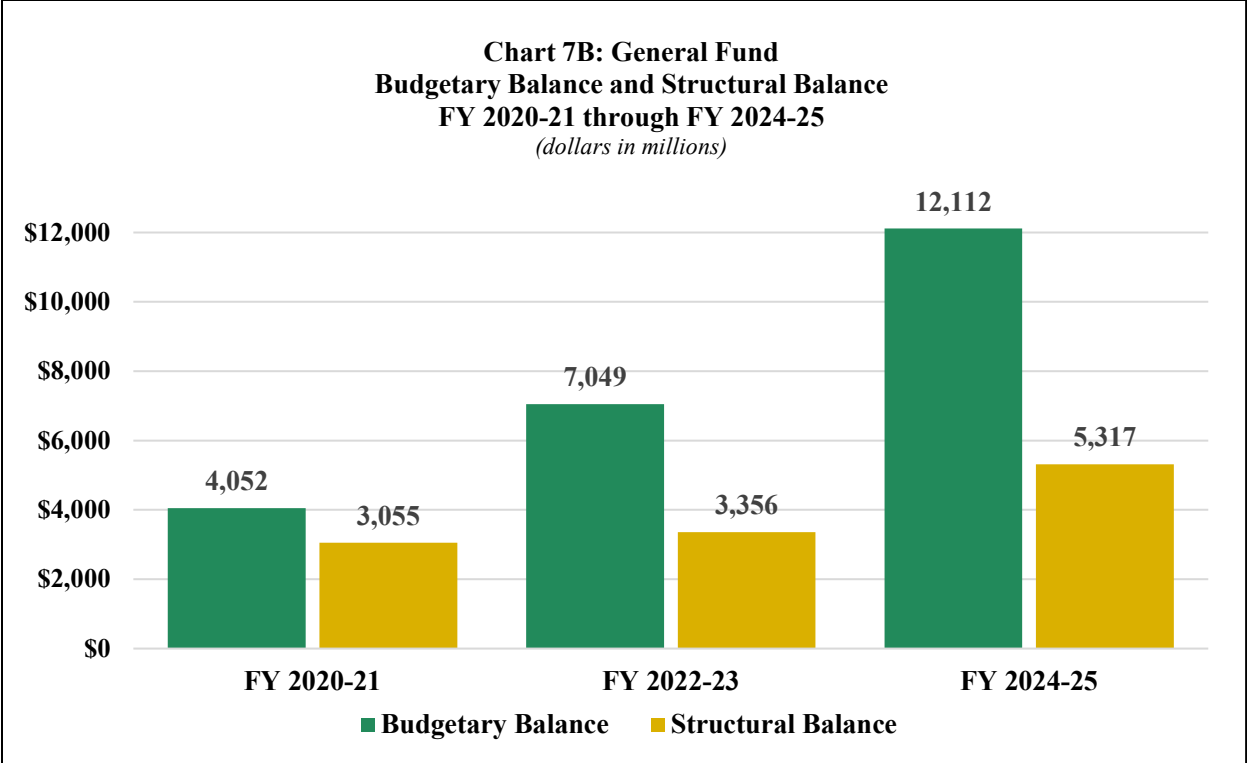
resources in the FY 2024-25 planning years are projected to total \$59.9 billion, while appropriations are estimated to total \$54.6 billion, leaving a positive structural balance of \$5.3 billion.

Chart 7B displays the budgetary balance and structural balance in the General Fund for each of the three biennia. Table 7 displays current General Fund resources and

appropriations in FY 2022-23 and FY 2024-25. It indicates that current resources are growing in the enacted budget by \$3.2 billion between the biennia. The table also shows that projected appropriations in the enacted budget are anticipated to grow by \$1.3 billion over the two biennia. Overall, this indicates that resources in the enacted budget are growing faster than appropriations over the four years of the projection period.



CHAPTER 1 - STATE BUDGET OVERVIEW



CHAPTER 2 HEALTH AND HUMAN SERVICES

Six chapters enacted supplemental appropriations to the FY 2022-23 Health and Human Services budget. Compared to the February 2022 forecast, the enacted all funds budget in FY 2022-23 increased by \$89.6 million (0.2 percent). Of this amount, \$35.2 million was from the General Fund, a 0.2 percent increase compared to the forecasted General Fund budget.

Mental Health Program Funding

Chapter 99 appropriated a total of \$15.7 million in FY 2023 from the General Fund to the Department of Health (MDH) and Department of Human Services (DHS) for mental health programs. The appropriation was partially offset by the receipt of \$365,000 in federal matching funds. Chapter 99 also established additional base funding of \$15.1 million in FY 2024 and \$29.7 million in FY 2025 for these programs.

The appropriations included increased funding to DHS for several existing mental health grant programs, including an additional \$2 million per year for school-linked mental health grants and \$2 million per year for shelter-linked youth mental health grants. Chapter 99 also increased ongoing base funding for mobile crisis grants by \$4 million in FY 2024 and \$5.6 million in FY 2025, which extended a temporary increase enacted in the 2021 First Special Session.

Chapter 99 increased base funding for adult mental health initiative (AMHI) grants by \$10.4 million in FY 2025 and an additional \$10.1 million in FY 2026. In addition, Chapter 99 required DHS to implement planned changes to the allocation formula for AMHI grants. This change ensures that

AMHI grantees will not receive less funding after the allocation formula is revised than they did in FY 2022.

Chapter 99 also enacted two DHS pilot programs to expand mental health service settings. The first of these provided a grant to establish a new locked intensive residential treatment services facility. This program will provide mental health treatment to patients who have been transferred from jail or who have been determined to be incompetent to stand trial and determined by a judge to require placement in a secure facility. Chapter 99 appropriated \$2.9 million in FY 2023 and provided for base funding of \$180,000 in FY 2024 for this purpose. A second pilot project received appropriations of \$1.2 million in FY 2023 for a mental health urgency room facility, which will address emergency mental health needs and serve as a resource for youth under the age of 26 who are experiencing a mental health crisis. Base funding for this project is \$274,000 annually in FY 2024-25.

In addition, Chapter 99 enacted several provisions to increase mental health provider capacity, including:

- \$1.6 million to MDH in FY 2023 and each year thereafter for loan forgiveness programs for mental health professionals;
- \$2.5 million to DHS in FY 2023 and each year thereafter for a new program to fund the supervision of interns and clinical trainees who are working toward becoming mental health professionals and to subsidize the cost of licensing applications and examination fees for clinical trainees;

Competency Procedures

Chapter 99 established procedures related to competency to stand trial.

Under Rule 20.01 of the Minnesota Rules of Criminal Procedure, individuals who are charged with a crime are considered incompetent to stand trial if they cannot rationally consult with legal counsel, understand court proceedings, or participate in their own defense due to a mental illness or cognitive impairment. Defense attorneys, prosecutors, and judges who suspect that a defendant is incompetent to proceed in a criminal case must file a motion under Rule 20.01 to request an evaluation of the defendant's mental state. If the court finds the defendant to be incompetent, any misdemeanor criminal charges must be dismissed. In cases involving gross misdemeanors and felonies, the case must be paused to see if the person later becomes competent.

However, there is no formal procedure to restore the person to competence. Courts have limited power to hold or supervise a person who has been found to be incompetent. In addition, psychiatric inpatient capacity in Minnesota is limited. As a result, some individuals charged with a crime and found to be incompetent have been released without access to mental health or other social services and with little or no supervision.

Therefore, Chapter 99 codified in Minnesota Statutes, Chapter 611, many of the provisions of Rule 20.01, created a State Competency Restoration Board, established guidelines for continued supervision of individuals found to be incompetent, and created forensic navigators to work with defendants in the competency process and develop plans to connect defendants to appropriate services.

Chapter 99 did not enact any fiscal changes to the Judiciary and Public Safety budget for FY 2022-23 but did include FY 2024-25 planning estimate increases of \$32.7 million from the General Fund, as described below.

State Competency Restoration Board

Chapter 99 established a General Fund base of \$11.4 million in FY 2024 and \$10.9 million in FY 2025 to create the State Competency Restoration Board and fund its operations, including providing or contracting for competency restoration services.

District Courts

Chapter 99 contained a General Fund base increase for the district courts of \$5 million in FY 2024 and \$5 million in FY 2025 for costs associated with additional competency examinations.

Department of Corrections

Chapter 99 also established a General Fund base for the Department of Corrections (DOC) of \$202,000 in FY 2024 and \$202,000 in FY 2025 for correctional facilities inspectors to inspect and certify jail-based competency restoration programs.

- \$1 million one-time to MDH in FY 2023 for grants to improve access to mental health care for health care professionals; and
- \$1 million one-time to DHS in FY 2023 for a grant to an African American Community mental health center to provide culturally specific, comprehensive, evidence-based mental

CHAPTER 2 - HEALTH AND HUMAN SERVICES

health services to individuals, regardless of their residence or ability to pay for the services provided.

Other HHS Program Funding

Chapter 98, the HHS policy bill, transferred from DHS to MDH the administration of grants to prevent fetal alcohol spectrum disorders and the related FY 2024-25 General Fund base funding of \$750,000 each year. Chapter 98 also eliminated duplicative background studies for health care professionals and appropriated \$522,000 in FY 2023 from the State Government Special Revenue Fund to DHS to implement this new provision.

Chapter 40 established an emergency temporary staffing pool for providers in congregate care settings and appropriated \$1 million (partially offset by \$300,000 of federal matching funds) one-time in FY 2022 from the General Fund to DHS to implement the program. The program will pay for temporary staff in facilities that cannot recruit or retain enough staff to otherwise maintain operations.

Chapter 44 authorized the Minnesota Premium Security Plan, the state's reinsurance program, for an additional five

years through calendar year 2027 and transferred \$13.3 million from the General Fund to the MNsure Enterprise Fund in FY 2023 to offset the revenue loss to MNsure resulting from the extension of the reinsurance program. In addition, Chapter 44 appropriated \$53.4 million in FY 2023 from the Health Care Access Fund (HCAF) to DHS for MinnesotaCare. This appropriation replaced federal subsidies for MinnesotaCare that were reduced due to the reinsurance program extension. The HCAF planning estimates for this purpose were \$233.9 million in FY 2024-25 and an additional \$60.2 million in FY 2026. (See page 18 for further discussion about Chapter 44 and reinsurance.)

Chapter 63 created an Ombudsperson for Foster Youth and appropriated \$775,000 in FY 2023 from the General Fund for the operation of the new agency.

Finally, Chapter 42 enacted a program to provide support and respite services to caregivers of individuals with amyotrophic lateral sclerosis (ALS) and appropriated \$5 million one-time in FY 2023 from the General Fund to DHS to administer grants under the program.

ALS RESEARCH GRANT FUNDING

Chapter 42 also appropriated \$20 million one-time in FY 2023 from the General Fund to the Office of Higher Education (OHE) for an ALS research grant program. OHE may work with MDH to administer the program, which will award grants to Minnesota research facilities, universities, and health systems to support clinical and translational ALS research. This appropriation is contained in the Higher Education budget jurisdiction.

CHAPTER 3 AGRICULTURE, ENVIRONMENT, AND NATURAL RESOURCES

Four chapters enacted supplemental appropriations to the Agriculture, Environment, and Natural Resources budget for FY 2022-23. Compared to the February 2022 forecast, the enacted all funds budget in FY 2022-23 increased by \$240.6 million (9.1 percent).

Chapter 95 appropriated funds for broadband development and disaster relief, increased existing appropriations, and made new appropriations to the Department of Agriculture (MDA), the Agricultural Utilization Research Institute (AURI), the Department of Employment and Economic Development (DEED), and the Department of Natural Resources (DNR). Chapter 47 made additional supplemental appropriations to MDA for agricultural emergency response activities. Chapter 77 contained appropriations to DNR and the Board of Water and Soil Resources from the constitutionally dedicated Outdoor Heritage Fund. Finally, Chapter 94 contained appropriations from the constitutionally dedicated Environment and Natural Resources Trust Fund.

The enacted non-dedicated all funds budget in FY 2022-23 increased by \$29.9 million (1.5 percent) compared to the February 2022 forecast. Of this amount, \$26.9 million was from the General Fund, a five percent increase compared to forecast. The enacted supplemental budget also appropriated a total of \$210.7 million from the constitutionally dedicated funds in Chapters 77 and 94. These dedicated funds are not considered part of the regular operating budget. (See Appendix D on page 47 for more detail.)

Broadband Access

Broadband development funding comprised most of the spending in Chapter 95. The DEED Office of Broadband's border-to-border broadband fund account in the Special Revenue Fund received a transfer of \$25 million from the General Fund in FY 2023 and another \$25 million in FY 2024. Additionally, Chapter 95 dedicated various federal funds to DEED's broadband development, including:

- All future amounts awarded for broadband under the Infrastructure Investment and Jobs Act (IIJA), including formula funding and competitive grant awards. Minnesota is estimated to receive at least \$100 million, and the entirety is appropriated for the border-to-border broadband grant program;
- \$60.7 million from the Capital Projects Fund (created in the federal American Rescue Plan Act of 2021) for the border-to-border broadband grant program;
- Up to \$30 million from the Capital Projects Fund or IIJA funds for the newly created lower population density pilot program. Chapter 95 allows DEED the flexibility in determining which fund to use or a combination of the two;
- Up to \$15 million from the Capital Projects Fund or IIJA funds for comprehensive statewide mapping; and
- Up to \$15 million from the Capital Projects Fund for a newly created broadband line extension program.

CHAPTER 3 - AGRICULTURE, ENVIRONMENT, AND NATURAL RESOURCES

Disaster Relief

Chapter 95 included \$15.9 million in General Fund appropriations in FY 2022-23 in response to the major drought experienced in 2021. MDA received \$8.1 million in FY 2022 for grants to livestock and specialty crop producers who were affected by the drought. In addition, the Rural Finance Authority revolving loan account under MDA received \$2.5 million in FY 2022 for drought relief loans. DNR also received drought relief funding, including \$300,000 in FY 2022 for costs associated with resolving well interferences and \$5 million in FY 2023 to replace drought-killed seedlings.

In addition, Chapter 47 and Chapter 95 transferred \$4 million in FY 2022-23 from the General Fund to the agricultural emergency account in the Agricultural Fund to provide funding to respond to the avian influenza outbreak in the spring of 2022. Funds in the account are statutorily appropriated to MDA. Chapter 95 also appropriated \$1.3 million in FY 2022-23 from the General Fund for the Veterinary Diagnostic Laboratory at the University of Minnesota (UMN) to support testing for chronic wasting disease, African swine fever, avian influenza, and other animal diseases.

Other Funding

Chapter 95 included increased funding for existing MDA General Fund appropriations in FY 2023, including \$1.3 million for bioincentive payments, \$650,000 for livestock processing facilities grants, and \$22,000 for farmer mental health counseling support. Chapter 95 also established several new MDA General Fund appropriations in FY 2022-23, including \$827,000 for emerging farmer grants, \$750,000 for information technology modernization, and \$750,000 for the Ag Innovation Campus construction. Additional new budget items for MDA in FY 2022-23 included:

- \$500,000 for the soil health financial assistance pilot program;
- \$500,000 for farm down payment assistance grants;
- \$350,000 for meat processing secondary career and technical education grants;
- \$141,000 to administer the beginning farmer tax credit; and
- \$10,000 for a report on the Statewide Cooperative Partnership for Local and Regional Markets.

Finally, Chapter 95 increased the planning estimates for certain MDA General Fund appropriations in FY 2024-25. This included \$1.3 million for the UMN Forever Green Initiative in FY 2024-25 and a one-time base increase of \$50,000 in FY 2024 to develop a comprehensive state aquaculture plan. AURI received planning estimate increases of \$400,000 for a cost-of-living adjustment in FY 2024-25 and \$300,000 one-time in FY 2024 for lab equipment.

CHAPTER 4 JOBS, COMMERCE, AND ENERGY

Four chapters enacted during the 2022 regular session made changes to the Jobs, Commerce, and Energy FY 2022-23 budget. Compared to the February 2022 forecast, the enacted all funds budget in FY 2022-23 increased by \$3.6 billion (118.9 percent). Of this amount, \$1.2 billion was from the General Fund, a 178.1 percent increase compared to the forecasted General Fund budget.

Premium Security Plan Account Extension

Chapter 44 authorized the Minnesota Premium Security Plan, the state's reinsurance program, for an additional five years through calendar year 2027. Chapter 44 transferred \$300.1 million in FY 2023 and \$229.5 million in FY 2025 from the General Fund to the premium security plan account in the Special Revenue Fund. The combined amount of \$529.6 million provides the funding necessary to pay for reinsurance claims and associated administrative costs through FY 2026.

As a result of extending reinsurance, federal subsidies for MinnesotaCare (the state's Basic Health Program) will be reduced. This is because federal funding for MinnesotaCare is calculated on market rate premiums for health insurance sold through MNSure, and reinsurance reduces those premium amounts. To compensate for reduced federal funding, Chapter 44 appropriated \$53.4 million in FY 2023 from the Health Care Access Fund (HCAF) to the Department of Human Services for MinnesotaCare and included planning estimates for this purpose of \$294.4 million through FY 2026.

The additional appropriations from the HCAF reduce the fund's balance and prevent

the occurrence of forecasted transfers from the HCAF to the General Fund. Minnesota Statutes, section [16A.724](#), requires the Department of Management and Budget (MMB) to annually transfer excess funds (up to \$122 million) from the HCAF to the General Fund. Due to the increased appropriations from the HCAF in Chapter 44, these transferred amounts will be reduced by \$173.8 million in FY 2024-25.

MNSure funding is also reduced as a result of extending reinsurance. MNSure retains 3.5 percent of the premiums paid for plans purchased through the health exchange. Because reinsurance reduces premiums for health plans, it reduces the revenue retained by MNSure. To offset the amount of MNSure's foregone revenue, Chapter 44 transferred \$13.3 million one-time in FY 2023 from the General Fund to the MNSure Enterprise Fund.

Unemployment Insurance Trust Fund Replenishment and Loan Repayment

Chapter 50 appropriated \$2.7 billion in FY 2022 to the Department of Employment and Economic Development (DEED) for repaying federal loans incurred to maintain unemployment insurance claims during the COVID-19 pandemic and to restore the state's unemployment insurance trust fund balance to the same amount prior to the COVID-19 pandemic. \$2.3 billion of the total appropriation was from the State Fiscal Recovery Federal Fund (SFRF), and the remaining \$405.9 million was from the General Fund. To enable the appropriations from the SFRF, Chapter 50 repealed a provision that allowed the use of SFRF money to be substituted in place of General Fund appropriations. Repealing this

CHAPTER 4 - JOBS, COMMERCE, AND ENERGY

provision, commonly known as revenue replacement, increased the balance of the SFRF by \$1.2 billion. (For more information on revenue replacement, see page 5 of the [2021 Fiscal Review](#) and the Fiscal Issue Brief “[Legislative Allocation of State Fiscal Recovery Funds](#).”)

In March 2020, prior to the declaration of the COVID-19 pandemic, Minnesota’s unemployment insurance trust fund had a positive balance of approximately \$1.3 billion. However, the fund balance was depleted in July 2020 due to a substantial increase in claims filed during the pandemic, and Minnesota began borrowing money from the federal government to continue paying unemployment claims. At the time of Chapter 50’s enactment in April 2022, the outstanding balance of loans and interest owed to the federal government equaled \$1.4 billion. Chapter 50 required that DEED use the appropriated money to issue payments to the federal government within ten days of enactment. Following repayment, Chapter 50 required DEED to deposit into the state unemployment insurance trust fund the remaining amounts of the appropriations, thereby replenishing the fund to an estimated \$1.3 billion balance.

Frontline Worker Payments

Chapter 50 appropriated \$511.7 million in FY 2022 from the General Fund to establish a frontline worker payment program to compensate workers employed in numerous occupational sectors determined to be frontlines during the COVID-19 peacetime emergency. Of this amount, \$11.7 million was to the Department of Labor and Industry (DLI) for administrative costs, and \$500 million was to the Department of Revenue for payments to workers. Chapter 50 required the establishment of an application process for workers to receive payment and prescribed the eligibility criteria to be used by DLI when evaluating applications. Therefore, the

amount paid to individual applicants will depend on the number of applications deemed eligible by DLI.

Department of Commerce Supplemental Funding

Chapter 93 enacted a net spending increase of \$3 million in FY 2022-23 and \$5 million in FY 2024-25 from the General Fund. These amounts included additional appropriations of \$2.2 million in FY 2022-23 and increased base funding of \$3.4 million in FY 2024-25, as well as revenue reductions of \$783,000 in FY 2022-23 and \$1.6 million in FY 2024-25. Of the amount appropriated to the Department of Commerce, \$825,000 in FY 2022-23 and \$1.7 million in FY 2024-25 was for additional staff in the department’s financial services and insurance divisions. In addition, Chapter 93 enacted a one-time appropriation of \$522,000 in FY 2023 to provide funding for the auto theft prevention library. Chapter 93 transferred \$870,000 in FY 2023 from the General Fund to the insurance fraud prevention account for five additional peace officers in the Department of Commerce’s fraud bureau and transferred an additional \$1.6 million for this purpose in FY 2024-25. Chapter 93 also made a permanent statutory change requiring that certain examination fee revenue be deposited into the financial institutions account in the Special Revenue Fund instead of into the General Fund, resulting in revenue reductions to the General Fund of \$783,000 in FY 2022-23 and \$1.6 million in FY 2024-25, and revenue increases to the Special Revenue Fund of the same amounts.

Chapter 93 required numerous state agencies to conduct preliminary reviews of licensure applications to determine whether individual applicants would be disqualified from licensure based on their criminal records or a background check. Chapter 93 established planning estimates of \$168,000 in FY 2024-25 to the Department of Commerce, the

CHAPTER 4 - JOBS, COMMERCE, AND ENERGY

Board of Accountancy, the Attorney General, the Department of Revenue, the Gambling Control Board, and the Department of Education for the costs of implementing these requirements.

Prairie Island Net Zero Project

Chapter 41 enacted appropriations of \$15.2 million in FY 2022 and \$15 million in FY 2023 from the renewable development account to the Department of Commerce for the Prairie Island Net Zero Project. These appropriations were enacted to stimulate research, development, and the implementation of renewable energy projects benefitting the Prairie Island Indian

Community or its members. Money for the project was first appropriated from the renewable development account in Laws 2020, Chapter 118, which also established FY 2022 and FY 2023 base funding of \$15.2 million and \$15 million, respectively. However, no laws were subsequently enacted during the 2021 legislative sessions to appropriate these base amounts, yet the amounts were nevertheless included in the February 2022 forecast. Therefore, the appropriations enacted in Chapter 41 are not included in the FY 2022-23 appropriation increases reported in the *2022 Fiscal Review*, because they are not counted as additional spending relative to the forecast.

CHAPTER 5 STATE GOVERNMENT AND VETERANS

Eight chapters enacted during the 2022 regular session made changes to the FY 2022-23 State Government and Veterans budget. The enacted all funds budget in FY 2022-23 increased by \$228.4 million (6.8 percent) compared to the February 2022 forecast. Of this amount, \$228.9 million was from the General Fund, representing a 16.8 percent increase compared to the forecasted General Fund budget.

Chapter 54, the Veterans and Military Affairs Omnibus Act, enacted the majority of the changes in this budget area. It appropriated \$24.9 million one-time in FY 2023 from the General Fund to the Department of Veterans Affairs (MDVA) to pay service bonuses to Minnesota veterans who served between September 11, 2001, and August 30, 2021. Payment amounts range from \$600 to \$2,000 per eligible applicant. Chapter 54 also appropriated \$26.9 million one-time in FY 2022-23 from the General Fund for the new veterans homes in Bemidji, Montevideo, and Preston, to cover increased construction costs and to reintroduce features that had been cut due to budgetary concerns. Several other FY 2023 General Fund appropriations addressed housing for veterans, including outreach to homeless veterans and provision of temporary housing options (\$1.7 million), tenancy supports and landlord engagement to increase incentives for leasing to veterans experiencing homelessness (\$1.1 million), and a one-time grant to the Minnesota Assistance Council for Veterans to provide low barrier, permanent supportive housing (\$5.4 million).

Other General Fund appropriations to MDVA in Chapter 54 included:

- \$830,000 for operating the new state veterans cemetery in Redwood Falls;
- \$774,000 one-time for a grant to the Veterans Campground on Big Marine Lake for wastewater system upgrades;
- \$500,000 one-time to support the construction of the Fisher House near the Fargo VA Medical Center to provide lodging for veterans and their families while receiving medical care;
- \$450,000 to increase grants to county veterans service officers on a competitive basis; and
- \$147,000 for grants to veterans service organizations.

Chapter 54 made two appropriations in FY 2023 from the General Fund to the Department of Military Affairs: \$2 million to expand enlistment and reenlistment bonuses to attract and retain recruits and \$200,000 one-time to support the commissioning of the *USS Minneapolis-Saint Paul*.

Seven other chapters enacted changes affecting the State Government and Veterans budget:

- Chapter 39 appropriated \$200,000 one-time in FY 2022 from the General Fund to the Office of the Legislative Auditor for a special review or program evaluation related to the Metropolitan Council and light rail transit construction.
- Chapter 50 appropriated \$190 million one-time in FY 2022 from the General Fund to the Department of Management and Budget (MMB) for costs related to managing the COVID-19 outbreak.

CHAPTER 5 - STATE GOVERNMENT AND VETERANS

Proposed expenditures under this appropriation are subject to review by the Legislative COVID-19 Response Commission.

- Chapter 52 expanded the eligible uses of money in the racing and card-playing regulation account in the Special Revenue Fund to support racehorse adoption, retirement, and repurposing. This change increased expenditures under an existing statutory appropriation by \$184,000 in FY 2023.
- Chapter 62 amended the process for transferring structured settlement payment rights, including a requirement that transferees register with the Secretary of State. Registration fees are deposited in the General Fund as a non-dedicated receipt, and Chapter 62 included a \$19,000 appropriation in FY 2023 from the General Fund to the Secretary of State for the new responsibilities.
- Chapter 65 made changes to policies relating to pensions and retirement and included one fiscal change regarding lump-sum distributions from volunteer firefighters relief associations and the statewide volunteer firefighter retirement

plan. When these entities make such a distribution, they must also pay a supplemental benefit or supplemental survivor benefit, which the state later reimburses from the General Fund under a statutory appropriation. In certain circumstances, an individual could be eligible for more than one supplemental benefit, but the law was unclear about whether an individual was entitled to collect a supplemental benefit more than once. Chapter 65 clarified that individuals may collect each supplemental benefit for which they are eligible, increasing expenditures by \$4,000 in FY 2023 from the General Fund.

- Chapter 88 appropriated \$813,000 one-time in FY 2023 from the General Fund to MMB for claims against the state made under the Imprisonment and Exoneration Remedies Act.
- Chapter 99 appropriated \$400,000 in FY 2023 from the General Fund to MMB to create and maintain an inventory of adult mental health initiative services provided by counties and to conduct evaluations of these services in consultation with the Department of Human Services.

APPENDIX A

All Funds Biennial Spending/Appropriations, by Budget Area, Agency, and Fund (dollars in thousands)

Budget Area/Agency/Fund	FY 2020-21	FY 2022-23 Forecast Base	FY 2022-23 Enacted Budget	Change: Enacted - FY 2020-21	Change: Enacted - Forecast Base
E-12 EDUCATION					
Department of Education					
General Fund	19,703,837	20,445,498	20,445,498	741,661	-
Special Revenue Fund	162,480	157,777	157,777	(4,703)	-
Endowment and Perm School Fund	75,768	72,277	72,277	(3,491)	-
Federal Fund	2,238,488	3,953,351	3,953,351	1,714,863	-
State Fiscal Recovery Fund	9,947	106,892	106,892	96,945	-
Coronavirus Relief Federal Fund	258,522	-	-	(258,522)	-
Gift Fund	203	209	209	6	-
Expenses in Multiple Funds	(12,521)	(12,428)	(12,428)	93	-
Subtotal for Dept of Education	22,436,724	24,723,576	24,723,576	2,286,852	-
<i>Environment Trust/Legacy Funds</i>					
Arts and Cultural Heritage Fund	5,123	5,458	5,458	335	-
Subtotal Env Trust/Legacy Funds	5,123	5,458	5,458	335	-
Total Department of Education	22,441,846	24,729,034	24,729,034	2,287,187	-
Professional Educator Licensing and Standards Board					
General Fund	9,125	14,131	14,131	5,006	-
Special Revenue Fund	472	428	428	(44)	-
Total PELSB	9,597	14,559	14,559	4,962	-
State Academies					
General Fund	27,440	28,373	28,373	933	-
Special Revenue Fund	6,548	8,845	8,845	2,297	-
Federal Fund	357	517	517	160	-
Endowment Fund	3	-	-	(3)	-
Gift Fund	125	52	52	(73)	-
Total State Academies	34,472	37,787	37,787	3,315	-
Perpich Center for Arts Education					
General Fund	14,472	14,933	14,933	461	-
Special Revenue Fund	244	716	716	472	-
Gift Fund	1	10	10	9	-
Federal Fund	125	45	45	(80)	-
Total Perpich Center for Arts Education	14,841	15,704	15,704	863	-

APPENDIX A

Budget Area/Agency/Fund	FY 2020-21	FY 2022-23 Forecast Base	FY 2022-23 Enacted Budget	Change: Enacted - FY 2020-21	Change: Enacted - Forecast Base
Totals by Fund					
General Fund	19,754,874	20,502,935	20,502,935	748,061	-
Special Revenue Fund	169,744	167,766	167,766	(1,978)	-
Endowment and Perm School Fund	75,768	72,277	72,277	(3,491)	-
Endowment Fund	3	-	-	(3)	-
State Fiscal Recovery Fund	9,947	106,892	106,892	96,945	-
Coronavirus Relief Federal Fund	258,522	-	-	(258,522)	-
Federal Fund	2,238,969	3,953,913	3,953,913	1,714,943	-
Gift Fund	329	271	271	(58)	-
<u>Expenses in Multiple Funds</u>	<u>(12,521)</u>	<u>(12,428)</u>	<u>(12,428)</u>	<u>93</u>	-
Subtotal Non-Dedicated Funds	22,495,634	24,791,626	24,791,626	2,295,991	-
<i>Environment Trust/Legacy Funds</i>					
<u>Arts and Cultural Heritage Fund</u>	<u>5,123</u>	<u>5,458</u>	<u>5,458</u>	<u>335</u>	-
<u>Subtotal Env Trust/Legacy Funds</u>	<u>5,123</u>	<u>5,458</u>	<u>5,458</u>	<u>335</u>	-
Total for Budget Area	22,500,757	24,797,084	24,797,084	2,296,327	-
HIGHER EDUCATION					
Office of Higher Education					
General Fund	539,605	545,971	565,971	26,366	20,000
Federal Fund	13,072	12,381	12,381	(691)	-
Special Revenue Fund	18,925	14,393	14,393	(4,532)	-
State Fiscal Recovery Fund	-	39,550	39,550	39,550	-
Expenses in Multiple Funds	(468)	(814)	(814)	(346)	-
Total Office of Higher Education	571,134	611,481	631,481	60,347	20,000
University of Minnesota					
General Fund	1,341,072	1,381,312	1,381,162	40,090	(150)
Special Revenue Fund	44,732	44,732	44,732	-	-
Renewable Development Account	-	10,000	10,000	10,000	-
<u>Health Care Access Fund</u>	<u>4,314</u>	<u>4,314</u>	<u>4,314</u>	<u>-</u>	-
Subtotal for U of MN	1,390,118	1,440,358	1,440,208	50,090	(150)
<i>Environment Trust/Legacy Funds</i>					
Clean Water Fund	2,000	3,968	3,968	1,968	-
Arts and Cultural Heritage Fund	100	-	-	(100)	-
<u>Environment & Natural Resources Trust Fund</u>	<u>25,171</u>	<u>50,858</u>	<u>70,385</u>	<u>45,214</u>	<u>19,527</u>
<u>Subtotal Env Trust/Legacy Funds</u>	<u>27,271</u>	<u>54,826</u>	<u>74,353</u>	<u>47,082</u>	<u>19,527</u>
Total University of Minnesota	1,417,389	1,495,184	1,514,561	97,172	19,377
Minnesota State					
<u>General Fund</u>	<u>1,524,338</u>	<u>1,581,883</u>	<u>1,581,883</u>	<u>57,545</u>	-
Subtotal for Minnesota State	1,524,338	1,581,883	1,581,883	57,545	-
<i>Environment Trust/Legacy Funds</i>					
<u>Environment & Natural Resources Trust Fund</u>	<u>738</u>	<u>1,825</u>	<u>1,825</u>	<u>1,087</u>	-
<u>Subtotal Env Trust/Legacy Funds</u>	<u>738</u>	<u>1,825</u>	<u>1,825</u>	<u>1,087</u>	-
Total Minnesota State	1,525,076	1,583,708	1,583,708	58,632	-

APPENDIX A

Budget Area/Agency/Fund	FY 2020-21	FY 2022-23 Forecast Base	FY 2022-23 Enacted Budget	Change: Enacted - FY 2020-21	Change: Enacted - Forecast Base
Mayo Clinic					
General Fund	2,702	2,702	2,702	-	-
Total Mayo Clinic	2,702	2,702	2,702	-	-
Totals by Fund					
General Fund	3,407,717	3,511,868	3,531,718	124,001	19,850
Special Revenue Fund	63,657	59,125	59,125	(4,532)	-
Health Care Access Fund	4,314	4,314	4,314	-	-
Federal Fund	13,072	12,381	12,381	(691)	-
Renewable Development Account	-	10,000	10,000	10,000	-
State Fiscal Recovery Fund	-	39,550	39,550	39,550	-
<u>Expenses in Multiple Funds</u>	<u>(468)</u>	<u>(814)</u>	<u>(814)</u>	<u>(346)</u>	<u>-</u>
Subtotal Non-Dedicated Funds	3,488,292	3,636,424	3,656,274	167,982	19,850
<i>Environment Trust/Legacy Funds</i>					
Clean Water Fund	2,000	3,968	3,968	1,968	-
Arts and Cultural Heritage Fund	100	-	-	(100)	-
<u>Environment & Natural Resources</u>					
<u>Trust Fund</u>	<u>25,909</u>	<u>52,683</u>	<u>72,210</u>	<u>46,301</u>	<u>19,527</u>
Subtotal Env Trust/Legacy Funds	28,009	56,651	76,178	48,169	19,527
Total for Budget Area	3,516,301	3,693,075	3,732,452	216,151	39,377
PROPERTY TAX AIDS AND CREDITS					
<u>General Fund</u>					
Property Tax Refunds	1,609,464	1,684,850	1,684,850	75,386	-
Local Government Aid	1,018,490	1,128,796	1,128,796	110,306	-
County Program Aid	494,174	529,411	529,411	35,237	-
Payment in Lieu of Taxes	72,030	73,387	73,387	1,357	-
School Building Bond Agricultural Credit	93,690	131,825	131,825	38,135	-
Police/Fire/Insurance State Aid	273,209	284,960	284,960	11,751	-
<u>Other Aids and Credits</u>	<u>331,624</u>	<u>320,410</u>	<u>320,414</u>	<u>(11,210)</u>	<u>4</u>
Subtotal for General Fund	3,892,681	4,153,639	4,153,643	260,962	4
<u>Other Funds</u>					
Highway User Tax Distribution Fund	65	100	100	35	-
Health Care Access Fund	934	298	298	(636)	-
Environmental Fund	-	2	2	2	-
Coronavirus Relief Federal Fund	835,926	66,885	66,885	(769,041)	-
Federal Fund	-	376,932	376,932	376,932	-
<u>Special Revenue Fund</u>	<u>601</u>	<u>603</u>	<u>603</u>	<u>2</u>	<u>-</u>
Subtotal for Other Funds	837,526	444,820	444,820	(392,706)	-
Total for Budget Area	4,730,207	4,598,459	4,598,463	(131,744)	4

APPENDIX A

Budget Area/Agency/Fund	FY 2020-21	FY 2022-23 Forecast Base	FY 2022-23 Enacted Budget	Change: Enacted - FY 2020-21	Change: Enacted - Forecast Base
HEALTH AND HUMAN SERVICES					
Department of Human Services					
General Fund	13,212,886	16,048,206	16,067,009	2,854,123	18,803
General Fund-Federal					
Reimbursement	(67,326)	(93,442)	(94,127)	(26,801)	(685)
State Gov Special Revenue Fund	8,627	8,598	8,598	(29)	-
Special Revenue Fund	1,288,563	1,340,323	1,340,323	51,760	-
Health Care Access Fund	1,383,514	1,332,359	1,385,763	2,249	53,404
Gift Fund	892	1,339	1,339	447	-
COVID-19 Minnesota Fund	5,731	-	-	(5,731)	-
Coronavirus Relief Federal Fund	287,743	26,224	26,224	(261,519)	-
State Fiscal Recovery Fund	-	117,871	117,871	117,871	-
Federal Fund	21,634,378	27,675,032	27,675,032	6,040,654	-
Federal TANF Fund	302,749	330,137	330,137	27,388	-
Health Related Boards Fund	-	-	522	522	522
Opiate Epidemic Response Fund	7,663	26,110	26,595	18,932	485
Expenses in Multiple Funds	(31,302)	(35,882)	(35,882)	(4,580)	-
Total Dept of Human Services	38,034,117	46,776,875	46,849,404	8,815,286	72,529
Department of Health					
General Fund	256,870	324,910	327,810	70,940	2,900
Medical Educ. Endowment Fund	158,240	158,253	158,253	13	-
State Gov Special Revenue Fund	115,036	144,458	144,473	29,437	15
Special Revenue Fund	157,001	104,954	104,954	(52,047)	-
Health Care Access Fund	70,044	78,188	78,188	8,144	-
Gift Fund	1,007	30	30	(977)	-
Environmental Fund	1,891	1,864	1,864	(27)	-
Remediation Fund	423	514	514	91	-
Health Care Response Fund	134,267	-	-	(134,267)	-
COVID-19 Minnesota Fund	211,987	-	-	(211,987)	-
Coronavirus Relief Federal Fund	227,015	11,282	11,282	(215,733)	-
State Fiscal Recovery Fund	-	127,170	127,170	127,170	-
Federal Fund	678,201	2,489,891	2,489,891	1,811,691	-
Federal TANF Fund	23,866	23,426	23,426	(440)	-
Expenses in Multiple Funds	(59,462)	(78,388)	(78,388)	(18,926)	-
Subtotal for Department of Health	1,976,386	3,386,552	3,389,467	1,413,081	2,915
<i>Environment Trust/Legacy Funds</i>					
Clean Water Fund	11,621	15,824	15,824	4,203	-
<i>Environment & Natural Resources</i>					
Trust Fund	342	69	69	(273)	-
Subtotal Env Trust/Legacy Funds	11,963	15,893	15,893	3,930	-
Total Department of Health	1,988,349	3,402,445	3,405,360	1,417,011	2,915
Council on Disability					
General Fund	2,028	2,060	2,060	32	-
Special Revenue Fund	13	-	-	(13)	-
Total Council on Disability	2,041	2,060	2,060	19	-

APPENDIX A

Budget Area/Agency/Fund	FY 2020-21	FY 2022-23 Forecast Base	FY 2022-23 Enacted Budget	Change: Enacted - FY 2020-21	Change: Enacted - Forecast Base
Ombudsperson for Mental Health and Developmental Disabilities					
General Fund	4,759	5,216	5,216	457	-
Special Revenue Fund	25	-	-	(25)	-
Total Ombudsperson for MH/DD	4,784	5,216	5,216	432	-
Ombudsperson for Families					
General Fund	1,376	1,477	1,477	101	-
Total Ombudsperson for Families	1,376	1,477	1,477	101	-
Ombudsperson for Foster Youth					
General Fund	-	-	775	775	775
Total Ombudsperson for Foster Youth	-	-	775	775	775
Health Related Boards					
General Fund	-	380	380	380	-
Health Related Boards Fund	45,356	54,343	54,346	8,990	3
Special Revenue Fund	2,056	1,996	1,996	(60)	-
Health Care Access Fund	-	152	152	152	-
Opiate Epidemic Response Fund	88	290	290	202	-
Federal Fund	778	1,206	1,206	428	-
Total Health Related Boards	48,277	58,367	58,370	10,093	3
Emergency Medical Services Regulatory Board					
General Fund	6,631	9,604	9,604	2,973	-
Special Revenue Fund	1,075	1,310	1,310	235	-
911 Emergency Fund	1,366	683	683	(683)	-
Federal Fund	237	260	260	23	-
Total EMSRB	9,309	11,857	11,857	2,548	-
Department of Management and Budget					
General Fund - Non-Operating	229,178	-	-	(229,178)	-
Total MMB	229,178	-	-	(229,178)	-
MNsure					
General Fund	-	-	13,269	13,269	13,269
Health Care Access Fund	154	406	406	252	-
Federal Fund	-	1,107	1,107	1,107	-
Coronavirus Relief Federal Fund	504	-	-	(504)	-
State Fiscal Recovery Fund	-	1,969	1,969	1,969	-
Total MNsure	658	3,482	16,751	16,093	13,269
Minnesota Rare Disease Advisory Council					
General Fund	-	-	150	150	150
Total MN Rare Disease Advisory Council	-	-	150	150	150

APPENDIX A

Budget Area/Agency/Fund	FY 2020-21	FY 2022-23 Forecast Base	FY 2022-23 Enacted Budget	Change: Enacted - FY 2020-21	Change: Enacted - Forecast Base
Transfer to Health Care Access Fund					
General Fund	-	3,844	3,844	3,844	-
Total Transfer to Health Care Access Fund	-	3,844	3,844	3,844	-
Totals by Fund					
General Fund	13,646,402	16,302,255	16,337,467	2,691,065	35,212
Medical Educ. Endowment Fund	158,240	158,253	158,253	13	-
State Gov Special Revenue Fund	123,663	153,056	153,071	29,408	15
Health Related Boards Fund	45,356	54,343	54,868	9,512	525
Special Revenue Fund	1,448,732	1,448,583	1,448,583	(149)	-
Health Care Access Fund	1,453,712	1,411,105	1,464,509	10,797	53,404
Gift Fund	1,900	1,369	1,369	(531)	-
911 Emergency Fund	1,366	683	683	(683)	-
Opiate Epidemic Response Fund	7,750	26,400	26,885	19,135	485
Health Care Response Fund	134,267	-	-	(134,267)	-
Environmental Fund	1,891	1,864	1,864	(27)	-
Remediation Fund	423	514	514	91	-
COVID-19 Minnesota Fund	217,718	-	-	(217,718)	-
Coronavirus Relief Federal Fund	515,262	37,506	37,506	(477,756)	-
State Fiscal Recovery Fund	-	247,010	247,010	247,010	-
Federal Fund	22,313,593	30,167,496	30,167,496	7,853,903	-
Federal TANF Fund	326,615	353,563	353,563	26,948	-
<u>Expenses in Multiple Funds</u>	<u>(90,764)</u>	<u>(114,270)</u>	<u>(114,270)</u>	<u>(23,506)</u>	<u>-</u>
Subtotal Non-Dedicated Funds	40,306,126	50,249,730	50,339,371	10,033,245	89,641
<i>Environment Trust/Legacy Funds</i>					
Environment & Natural Resources Trust Fund	342	69	69	(273)	-
<u>Clean Water Fund</u>	<u>11,621</u>	<u>15,824</u>	<u>15,824</u>	<u>4,203</u>	<u>-</u>
<i>Subtotal Env Trust/Legacy Funds</i>	<i>11,963</i>	<i>15,893</i>	<i>15,893</i>	<i>3,930</i>	<i>-</i>
Total for Budget Area	40,318,089	50,265,623	50,355,264	10,037,175	89,641
AGRICULTURE, ENVIRONMENT, AND NATURAL RESOURCES					
Department of Agriculture					
General Fund	112,219	117,929	139,529	27,310	21,600
Agricultural Fund	82,538	84,702	87,702	5,164	3,000
Special Revenue Fund	15,100	16,524	16,524	1,424	-
Remediation Fund	3,536	4,798	4,798	1,262	-
Gift Fund	21	15	15	(6)	-
COVID-19 Minnesota Fund	1,249	-	-	(1,249)	-
State Fiscal Recovery Fund	-	6,000	6,000	6,000	-
Coronavirus Relief Federal Fund	12,533	-	-	(12,533)	-
Federal Fund	19,904	35,763	35,763	15,859	-
<u>Expenses in Multiple Funds</u>	<u>(12,765)</u>	<u>(12,686)</u>	<u>(12,686)</u>	<u>79</u>	<u>-</u>
Subtotal for Dept. of Agriculture	234,335	253,045	277,645	43,310	24,600

APPENDIX A

Budget Area/Agency/Fund	FY 2020-21	FY 2022-23 Forecast Base	FY 2022-23 Enacted Budget	Change: Enacted - FY 2020-21	Change: Enacted - Forecast Base
<i>Environment Trust/Legacy Funds</i>					
Environment & Natural Resources					
Trust Fund	2,342	152	1,415	(927)	1,263
Arts and Cultural Heritage Fund	724	898	898	174	-
<u>Clean Water Fund</u>	<u>26,535</u>	<u>23,844</u>	<u>23,844</u>	<u>(2,691)</u>	-
<i>Subtotal Env Trust/Legacy Funds</i>	<i>29,601</i>	<i>24,894</i>	<i>26,157</i>	<i>(3,444)</i>	<i>1,263</i>
Total Department of Agriculture	263,936	277,939	303,802	39,866	25,863
Animal Health Board					
General Fund	11,293	12,097	12,097	804	-
Special Revenue Fund	307	294	294	(13)	-
Federal Fund	1,377	1,680	1,680	303	-
Total Animal Health Board	12,977	14,071	14,071	1,094	-
Agriculture Utilization Research Institute					
<u>General Fund</u>	<u>7,786</u>	<u>8,586</u>	<u>8,586</u>	<u>800</u>	-
Subtotal for AURI	7,786	8,586	8,586	800	-
<i>Environment Trust/Legacy Funds</i>					
Environment & Natural Resources					
Trust Fund	=	200	200	200	-
<i>Subtotal Env Trust/Legacy Funds</i>	<i>-</i>	<i>200</i>	<i>200</i>	<i>200</i>	<i>-</i>
Total AURI	7,786	8,786	8,786	1,000	-
Pollution Control Agency					
General Fund	13,916	15,661	15,661	1,745	-
State Gov Special Revenue Fund	153	154	154	1	-
Special Revenue Fund	68,605	71,105	71,105	2,500	-
Environmental Fund	168,649	177,784	177,784	9,135	-
Remediation Fund	115,358	233,977	233,977	118,619	-
Closed Landfill Investment Fund	1,821	9,000	9,000	7,179	-
Gift Fund	13,856	14,855	14,855	999	-
Federal Fund	41,865	47,040	47,040	5,175	-
<u>Expenses in Multiple Funds</u>	<u>(57,424)</u>	<u>(57,015)</u>	<u>(57,015)</u>	<u>409</u>	-
Subtotal for PCA	366,799	512,561	512,561	145,762	-
<i>Environment Trust/Legacy Funds</i>					
Environment & Natural Resources					
Trust Fund	921	3,404	6,204	5,283	2,800
<u>Clean Water Fund</u>	<u>41,008</u>	<u>50,912</u>	<u>50,912</u>	<u>9,904</u>	-
<i>Subtotal Env Trust/Legacy Funds</i>	<i>41,929</i>	<i>54,316</i>	<i>57,116</i>	<i>15,187</i>	<i>2,800</i>
Total Pollution Control Agency	408,728	566,877	569,677	160,949	2,800
Department of Natural Resources					
General Fund	248,080	289,511	294,811	46,731	5,300
Natural Resources Fund	207,540	235,302	235,302	27,762	-
Game and Fish Fund	225,851	256,330	256,330	30,479	-
Special Revenue Fund	313,099	293,989	293,989	(19,110)	-
Remediation Fund	5,746	6,679	6,679	933	-

APPENDIX A

Budget Area/Agency/Fund	FY 2020-21	FY 2022-23 Forecast Base	FY 2022-23 Enacted Budget	Change: Enacted - FY 2020-21	Change: Enacted - Forecast Base
Gift Fund	3,938	4,883	4,883	945	-
Permanent School Fund	786	2,041	2,041	1,255	-
State Fiscal Recovery Fund	-	1,000	1,000	1,000	-
Coronavirus Relief Federal Fund	348	-	-	(348)	-
Federal Fund	37,942	74,231	74,231	36,289	-
<u>Expenses in Multiple Funds</u>	<u>(216,283)</u>	<u>(201,062)</u>	<u>(201,062)</u>	<u>15,221</u>	-
Subtotal for DNR	827,046	962,904	968,204	141,158	5,300
<i>Environment Trust/Legacy Funds</i>					
Environment & Natural Resources					
Trust Fund	43,463	104,032	145,958	102,495	41,926
Outdoor Heritage Fund	220,847	167,970	305,430	84,583	137,460
Parks and Trails Fund	60,917	94,720	94,720	33,803	-
<u>Clean Water Fund</u>	<u>18,262</u>	<u>20,887</u>	<u>20,887</u>	<u>2,625</u>	-
Subtotal Env Trust/Legacy Funds	343,489	387,609	566,995	223,506	179,386
Total DNR	1,170,535	1,350,513	1,535,199	364,664	184,686
Board of Water and Soil Resources					
General Fund	29,824	35,032	35,032	5,208	-
Special Revenue Fund	18,862	16,304	16,304	(2,558)	-
<u>Federal Fund</u>	<u>5,369</u>	<u>7,965</u>	<u>7,965</u>	<u>2,596</u>	-
Subtotal for BWSR	54,056	59,301	59,301	5,245	-
<i>Environment Trust/Legacy Funds</i>					
Environment & Natural Resources					
Trust Fund	11,274	5,186	9,454	(1,820)	4,268
Outdoor Heritage Fund	38,070	42,591	64,180	26,110	21,589
<u>Clean Water Fund</u>	<u>160,831</u>	<u>143,184</u>	<u>143,184</u>	<u>(17,647)</u>	-
Subtotal Env Trust/Legacy Funds	210,175	190,961	216,818	6,643	25,857
Total BWSR	264,231	250,262	276,119	11,888	25,857
Minnesota Conservation Corps					
General Fund	910	910	910	-	-
Natural Resources Fund	980	980	980	-	-
Total MN Conservation Corps	1,890	1,890	1,890	-	-
Metropolitan Council					
General Fund	5,222	5,080	5,080	(142)	-
<u>Natural Resources Fund</u>	<u>13,200</u>	<u>14,900</u>	<u>14,900</u>	<u>1,700</u>	-
Subtotal for Metropolitan Council	18,422	19,980	19,980	1,558	-
<i>Environment Trust/Legacy Funds</i>					
Environment & Natural Resources					
Trust Fund	2,657	3,250	3,250	593	-
Parks and Trails Fund	40,096	43,861	43,861	3,765	-
<u>Clean Water Fund</u>	<u>2,750</u>	<u>3,088</u>	<u>3,088</u>	<u>338</u>	-
Subtotal Env Trust/Legacy Funds	45,503	50,199	50,199	4,696	-
Total Metropolitan Council	63,925	70,179	70,179	6,254	-

APPENDIX A

Budget Area/Agency/Fund	FY 2020-21	FY 2022-23 Forecast Base	FY 2022-23 Enacted Budget	Change: Enacted - FY 2020-21	Change: Enacted - Forecast Base
Minnesota Zoo					
General Fund	19,474	19,618	19,618	144	-
Natural Resources Fund	380	520	520	140	-
Special Revenue Fund	16,935	23,122	23,122	6,187	-
Gift Fund	6,374	4,050	4,050	(2,324)	-
COVID-19 Minnesota Fund	6,000	-	-	(6,000)	-
State Fiscal Recovery Fund	-	11,495	11,495	11,495	-
<u>Federal Fund</u>	<u>153</u>	<u>7,402</u>	<u>7,402</u>	<u>7,250</u>	-
Subtotal for Minnesota Zoo	49,316	66,207	66,207	16,892	-
<i>Environment Trust/Legacy Funds</i>					
Environment & Natural Resources					
Trust Fund	888	1,472	1,472	584	-
<u>Arts and Cultural Heritage Fund</u>	<u>4,216</u>	<u>4,032</u>	<u>4,032</u>	<u>(184)</u>	-
<i>Subtotal Env Trust/Legacy Funds</i>	<i>5,104</i>	<i>5,504</i>	<i>5,504</i>	<i>400</i>	-
Total Minnesota Zoo	54,420	71,711	71,711	17,292	-
Science Museum					
<u>General Fund</u>	<u>2,158</u>	<u>2,158</u>	<u>2,158</u>	-	-
Subtotal for Science Museum	2,158	2,158	2,158	-	-
<i>Environment Trust/Legacy Funds</i>					
Environment & Natural Resources					
<u>Trust Fund</u>	<u>288</u>	<u>679</u>	<u>2,099</u>	<u>1,811</u>	<u>1,420</u>
<i>Subtotal Env Trust/Legacy Funds</i>	<i>288</i>	<i>679</i>	<i>2,099</i>	<i>1,811</i>	<i>1,420</i>
Total Science Museum	2,446	2,837	4,257	1,811	1,420
Explore Minnesota Tourism					
General Fund	29,050	29,957	29,957	907	-
Special Revenue Fund	808	1,117	1,117	309	-
Total Explore Minnesota Tourism	29,858	31,074	31,074	1,216	-
Transfer to Metropolitan Landfill Contingency Action Trust Account					
General Fund	-	200	200	200	-
Total Transfer to MLCAT	-	200	200	200	-
Totals by Fund					
General Fund	479,932	536,739	563,639	83,707	26,900
State Gov Special Revenue Fund	153	154	154	1	-
Special Revenue Fund	433,717	422,455	422,455	(11,262)	-
Agricultural Fund	82,538	84,702	87,702	5,164	3,000
Environmental Fund	168,649	177,784	177,784	9,135	-
Remediation Fund	124,640	245,454	245,454	120,814	-
Natural Resources Fund	222,100	251,702	251,702	29,602	-
Game and Fish Fund	225,851	256,330	256,330	30,479	-
Closed Landfill Investment Fund	1,821	9,000	9,000	7,179	-
Permanent School Fund	786	2,041	2,041	1,255	-
Gift Fund	24,188	23,803	23,803	(385)	-
COVID-19 Minnesota Fund	7,249	-	-	(7,249)	-

APPENDIX A

Budget Area/Agency/Fund	FY 2020-21	FY 2022-23 Forecast Base	FY 2022-23 Enacted Budget	Change: Enacted - FY 2020-21	Change: Enacted - Forecast Base
Coronavirus Relief Federal Fund	12,881	-	-	(12,881)	-
State Fiscal Recovery Fund	-	18,495	18,495	18,495	-
Federal Fund	106,609	174,081	174,081	67,472	-
<u>Expenses in Multiple Funds</u>	<u>(286,472)</u>	<u>(270,763)</u>	<u>(270,763)</u>	<u>15,709</u>	-
Subtotal for Non-Dedicated Funds	1,604,643	1,931,977	1,961,877	357,235	29,900
<i>Environment Trust/Legacy Funds</i>					
Environment & Natural Resources					
Trust Fund	61,833	118,375	170,052	108,219	51,677
Outdoor Heritage Fund	258,917	210,561	369,610	110,693	159,049
Clean Water Fund	249,387	241,915	241,915	(7,472)	-
Parks and Trails Fund	101,013	138,581	138,581	37,568	-
<u>Arts and Cultural Heritage Fund</u>	<u>4,940</u>	<u>4,930</u>	<u>4,930</u>	<u>(10)</u>	-
Subtotal Env Trust/Legacy Funds	676,089	714,362	925,088	248,999	210,726
Total for Budget Area	2,280,732	2,646,339	2,886,965	606,233	240,626
JOBS, COMMERCE, AND ENERGY					
Department of Employment and Economic Development					
General Fund	273,747	453,724	884,549	610,802	430,825
Workforce Development Fund	113,967	139,248	139,248	25,281	-
Special Revenue Fund	146,141	73,684	73,684	(72,457)	-
Petro Tank Release Cleanup Fund	8,677	12,400	12,400	3,723	-
Renewable Development Account	1,643	8,357	8,357	6,714	-
Remediation Fund	2,201	1,400	1,400	(801)	-
Gift Fund	548	769	769	221	-
State Fiscal Recovery Fund	238	3,798	2,327,973	2,327,735	2,324,175
Coronavirus Relief Federal Fund	64,880	12,822	12,822	(52,058)	-
Federal Fund	456,169	894,570	894,570	438,401	-
Expenses in Multiple Funds	(39,180)	(38,660)	(38,660)	520	-
Total DEED	1,029,029	1,562,112	4,317,112	3,288,083	2,755,000
Department of Labor and Industry					
General Fund	7,089	10,711	22,486	15,397	11,775
Workforce Development Fund	5,975	6,794	6,794	819	-
Workers' Compensation Fund	112,474	115,819	115,819	3,345	-
Construction Codes Fund	65,553	68,931	68,931	3,378	-
Special Revenue Fund	14,463	18,363	18,363	3,900	-
State Fiscal Recovery Fund	-	100	100	100	-
Federal Fund	12,194	12,792	12,792	598	-
Expenses in Multiple Funds	(10,528)	(12,290)	(12,290)	(1,762)	-
Total DLI	207,221	221,220	232,995	25,774	11,775
Bureau of Mediation Services					
General Fund	4,164	4,785	4,785	621	-
Special Revenue Fund	-	20	20	20	-
Total BMS	4,164	4,805	4,805	641	-

APPENDIX A

Budget Area/Agency/Fund	FY 2020-21	FY 2022-23 Forecast Base	FY 2022-23 Enacted Budget	Change: Enacted - FY 2020-21	Change: Enacted - Forecast Base
Workers' Compensation Court of Appeals					
Workers' Compensation Fund	4,132	4,566	4,566	434	-
Total WCCA	4,132	4,566	4,566	434	-
Public Facilities Authority					
<u>Special Revenue Fund</u>	<u>268</u>	<u>764</u>	<u>764</u>	<u>496</u>	-
Subtotal for Public Facilities Authority	268	764	764	496	-
<i>Environment Trust/Legacy Funds</i>					
<u>Clean Water Fund</u>	<u>17,565</u>	<u>24,979</u>	<u>24,979</u>	<u>7,414</u>	-
<i>Subtotal Env Trust/Legacy Funds</i>	<i>17,565</i>	<i>24,979</i>	<i>24,979</i>	<i>7,414</i>	-
Total Public Facilities Authority	17,833	25,743	25,743	7,910	-
Housing Finance Agency					
General Fund	120,596	125,596	125,596	5,000	-
State Fiscal Recovery Fund	-	27,000	27,000	27,000	-
Coronavirus Relief Federal Fund	-	564	564	564	-
Total Housing Finance Agency	120,596	153,160	153,160	32,564	-
Department of Iron Range Resources and Rehabilitation					
General Fund	5,507	5,329	5,329	(178)	-
Iron Range Resources and Rehabilitation Fund	90,997	79,676	79,676	(11,321)	-
Economic Protection Trust Fund	32,969	12,904	12,904	(20,065)	-
Total Dept of IRRR	129,473	97,909	97,909	(31,564)	-
Public Utilities Commission					
General Fund	15,373	16,499	16,499	1,126	-
Special Revenue Fund	1,976	3,696	3,696	1,720	-
Total Public Utilities Commission	17,349	20,195	20,195	2,846	-
Department of Commerce					
General Fund	46,928	71,071	73,288	26,360	2,217
Workers' Compensation Fund	1,502	1,522	1,522	20	-
Special Revenue Fund	206,719	299,024	300,590	93,871	1,566
Petro Tank Release Cleanup Fund	9,059	21,082	21,082	12,023	-
Renewable Development Account	10,519	61,559	61,559	51,040	-
Federal Fund	420,691	463,980	463,980	43,289	-
Expenses in Multiple Funds	(4,025)	(4,000)	(4,000)	25	-
Total Department of Commerce	691,392	914,238	918,021	226,629	3,783
Transfer to Premium Security Acct.					
General Fund	-	-	300,092	300,092	300,092
Total Transfer to PSA			300,092	300,092	300,092

APPENDIX A

Budget Area/Agency/Fund	FY 2020-21	FY 2022-23 Forecast Base	FY 2022-23 Enacted Budget	Change: Enacted - FY 2020-21	Change: Enacted - Forecast Base
Dept of Revenue - Frontline					
Worker Aid					
General Fund	-	-	500,000	500,000	500,000
Total Frontline Worker Aid	-	-	500,000	500,000	500,000
Totals by Fund					
General Fund	473,404	687,715	1,932,624	1,459,220	1,224,909
Workforce Development Fund	119,942	146,042	146,042	26,100	-
Special Revenue Fund	369,568	395,551	397,117	27,549	1,566
Petro Tank Release Cleanup Fund	17,735	33,482	33,482	15,747	-
Renewable Development Account	12,161	69,916	69,916	57,755	-
Remediation Fund	2,201	1,400	1,400	(801)	-
Gift Fund	548	769	769	221	-
Workers' Compensation Fund	118,108	121,907	121,907	3,799	-
Construction Codes Fund	65,553	68,931	68,931	3,378	-
Iron Range Resources and Rehabilitation Fund	90,997	79,676	79,676	(11,321)	-
Economic Protection Trust Fund	32,969	12,904	12,904	(20,065)	-
Coronavirus Relief Federal Fund	64,880	13,386	13,386	(51,494)	-
State Fiscal Recovery Fund	238	30,898	2,355,073	2,354,835	2,324,175
Federal Fund	889,054	1,371,342	1,371,342	482,288	-
<u>Expenses in Multiple Funds</u>	<u>(53,733)</u>	<u>(54,950)</u>	<u>(54,950)</u>	<u>(1,217)</u>	=
Subtotal for Non-Dedicated Funds	2,203,625	2,978,969	6,549,619	4,345,994	3,570,650
<i>Environment Trust/Legacy Funds</i>					
Clean Water Fund	<u>17,565</u>	<u>24,979</u>	<u>24,979</u>	<u>7,414</u>	=
<i>Subtotal Env Trust/Legacy Funds</i>	<u>17,565</u>	<u>24,979</u>	<u>24,979</u>	<u>7,414</u>	=
Total for Budget Area	2,221,190	3,003,948	6,574,598	4,353,408	3,570,650
JUDICIARY AND PUBLIC SAFETY					
Supreme Court					
General Fund	113,922	122,099	122,099	8,177	-
Special Revenue Fund	7,513	8,624	8,624	1,111	-
Gift Fund	2,155	297	297	(1,858)	-
Coronavirus Relief Federal Fund	3,500	-	-	(3,500)	-
Federal Fund	9,255	9,642	9,642	387	-
Total Supreme Court	136,345	140,662	140,662	4,317	-
Court of Appeals					
General Fund	26,000	27,064	27,064	1,064	-
Total Court of Appeals	26,000	27,064	27,064	1,064	-
District Courts					
General Fund	626,876	655,518	655,518	28,642	-
Special Revenue Fund	3,514	3,602	3,602	88	-
Gift Fund	244	328	328	84	-
Coronavirus Relief Federal Fund	6,418	-	-	(6,418)	-

APPENDIX A

Budget Area/Agency/Fund	FY 2020-21	FY 2022-23 Forecast Base	FY 2022-23 Enacted Budget	Change: Enacted - FY 2020-21	Change: Enacted - Forecast Base
State Fiscal Recovery Fund	-	9,961	9,961	9,961	-
Federal Fund	22,625	28,640	28,640	6,015	-
Total District Courts	659,678	698,049	698,049	38,371	-
Legal Professions Board					
Special Revenue Fund	16,168	17,424	17,424	1,256	-
Total Legal Professions Board	16,168	17,424	17,424	1,256	-
Guardian ad litem					
General Fund	39,794	45,391	45,391	5,597	-
Coronavirus Relief Federal Fund	13	-	-	(13)	-
Special Revenue Fund	213	1,620	1,620	1,407	-
Total Guardian ad litem	40,020	47,011	47,011	6,991	-
Tax Court					
General Fund	3,329	3,668	3,668	339	-
Total Tax Court	3,329	3,668	3,668	339	-
Uniform Laws Commission					
General Fund	162	200	200	38	-
Total Uniform Laws Commission	162	200	200	38	-
Judicial Standards Board					
General Fund	810	1,415	1,415	605	-
Total Judicial Standards Board	810	1,415	1,415	605	-
Peace Officer Standards and Training Board					
General Fund	21,499	23,117	23,117	1,618	-
Total POST Board	21,499	23,117	23,117	1,618	-
Board of Public Defense					
General Fund	196,992	217,790	217,790	20,798	-
Special Revenue Fund	715	754	754	39	-
State Fiscal Recovery Fund	-	3,945	3,945	3,945	-
Gift Fund	153	102	102	(51)	-
Total Board of Public Defense	197,860	222,591	222,591	24,731	-
Private Detective Board					
General Fund	487	570	570	83	-
Total Private Detective Board	487	570	570	83	-
Department of Human Rights					
General Fund	9,975	10,963	10,963	988	-
Gift Fund	16	-	-	(16)	-
State Fiscal Recovery Fund	-	500	500	500	-
Federal Fund	410	396	396	(14)	-
Special Revenue Fund	644	488	488	(156)	-
Total Dept of Human Rights	11,044	12,347	12,347	1,303	-

APPENDIX A

Budget Area/Agency/Fund	FY 2020-21	FY 2022-23 Forecast Base	FY 2022-23 Enacted Budget	Change: Enacted - FY 2020-21	Change: Enacted - Forecast Base
Department of Corrections					
General Fund	1,238,413	1,270,439	1,270,439	32,026	-
Special Revenue Fund	25,421	37,216	37,216	11,795	-
Gift Fund	13	22	22	9	-
COVID-19 Minnesota Fund	2,235	-	-	(2,235)	-
State Fiscal Recovery Fund	-	1,100	1,100	1,100	-
Coronavirus Relief Federal Fund	16,825	-	-	(16,825)	-
Federal Fund	4,114	10,714	10,714	6,600	-
Expenses in Multiple Funds	(3,459)	(3,690)	(3,690)	(231)	-
Total Department of Corrections	1,283,562	1,315,801	1,315,801	32,240	-
Sentencing Guidelines Commission					
General Fund	1,350	1,505	1,505	155	-
Total Sentencing Guidelines Commission	1,350	1,505	1,505	155	-
Ombudsman for Corrections					
General Fund	-	1,322	1,322	1,322	-
Total Ombudsman for Corrections	-	1,322	1,322	1,322	-
Department of Public Safety					
General Fund	220,125	268,695	268,945	48,820	250
State Gov Special Revenue Fund	192	206	206	14	-
Special Revenue Fund	108,619	72,926	72,926	(35,693)	-
Gift Fund	655	350	350	(305)	-
Trunk Highway Fund	4,863	7,184	7,184	2,321	-
Environmental Fund	75	146	146	71	-
Opiate Epidemic Response Fund	654	1,350	1,350	696	-
911 Emergency Fund	64,880	111,574	111,574	46,694	-
Coronavirus Relief Federal Fund	8,509	-	-	(8,509)	-
Federal Fund	296,144	282,582	282,582	(13,561)	-
Total Dept of Public Safety	704,714	745,013	745,263	40,549	250
MMB Non-Operations - Public Safety					
General Fund	50,922	30,922	30,922	(20,000)	-
Total MMB Non-Operations - Public Safety	50,922	30,922	30,922	(20,000)	-
Totals by Fund					
General Fund	2,550,656	2,680,678	2,680,928	130,272	250
State Gov Special Revenue Fund	192	206	206	14	-
Special Revenue Fund	162,807	142,654	142,654	(20,153)	-
Gift Fund	3,235	1,099	1,099	(2,136)	-
Trunk Highway Fund	4,863	7,184	7,184	2,321	-
Environmental Fund	75	146	146	71	-
Opiate Epidemic Response Fund	654	1,350	1,350	696	-
911 Emergency Fund	64,880	111,574	111,574	46,694	-
COVID-19 Minnesota Fund	2,235	-	-	(2,235)	-

APPENDIX A

Budget Area/Agency/Fund	FY 2020-21	FY 2022-23 Forecast Base	FY 2022-23 Enacted Budget	Change: Enacted - FY 2020-21	Change: Enacted - Forecast Base
State Fiscal Recovery Fund	-	15,506	15,506	15,506	-
Coronavirus Relief Federal Fund	35,265	-	-	(35,265)	-
Federal Fund	332,548	331,975	331,975	(573)	-
Expenses in Multiple Funds	(3,459)	(3,690)	(3,690)	(231)	-
Total for Budget Area	3,153,951	3,288,682	3,288,932	134,981	250
STATE GOVERNMENT AND VETERANS					
Legislature					
General Fund	185,502	226,685	226,885	41,383	200
Health Care Access Fund	316	-	-	(316)	-
Special Revenue Fund	367	313	313	(54)	-
Gift Fund	23	-	-	(23)	-
Coronavirus Relief Federal Fund	892	-	-	(892)	-
Subtotal for Legislature	187,099	226,998	227,198	40,099	200
<i>Environment Trust/Legacy Funds</i>					
Environment & Natural Resources Trust Fund	1,376	4,014	4,216	2,840	202
Outdoor Heritage Fund	1,238	2,099	2,099	861	-
Arts and Cultural Heritage Fund	2	11	11	9	-
Clean Water Fund	4	8	8	4	-
Parks and Trails Fund	2	2	2	2	-
Subtotal Env Trust/Legacy Funds	2,622	6,141	6,343	3,721	202
Total Legislature	189,721	233,139	233,541	43,820	402
Governor's Office					
General Fund	7,218	7,244	7,244	26	-
State Fiscal Recovery Fund	-	900	900	900	-
Coronavirus Relief Federal Fund	575	-	-	(575)	-
Special Revenue Fund	4,502	4,294	4,294	(208)	-
Total Governor's Office	12,295	12,438	12,438	143	-
State Auditor					
General Fund	17,427	24,104	24,104	6,677	-
Special Revenue Fund	1,581	1,788	1,788	207	-
Total State Auditor	19,008	25,892	25,892	6,884	-
Attorney General					
General Fund	46,303	54,886	54,886	8,583	-
Special Revenue Fund	23,662	23,416	23,416	(246)	-
Health Related Boards Fund	4,281	5,042	5,042	761	-
Environmental Fund	-	290	290	290	-
Remediation Fund	-	500	500	500	-
State Fiscal Recovery Fund	-	3,572	3,572	3,572	-
Coronavirus Relief Federal Fund	2,194	-	-	(2,194)	-
Federal Fund	4,904	7,859	7,859	2,955	-
Expenses in Multiple Funds	(746)	(750)	(750)	(4)	-
Total Attorney General	80,597	94,815	94,815	14,218	-

APPENDIX A

Budget Area/Agency/Fund	FY 2020-21	FY 2022-23 Forecast Base	FY 2022-23 Enacted Budget	Change: Enacted - FY 2020-21	Change: Enacted - Forecast Base
Secretary of State					
General Fund	31,421	18,836	18,855	(12,566)	19
Gift Fund	1,210	-	-	(1,210)	-
Special Revenue Fund	27,946	16,082	16,082	(11,864)	-
Total Secretary of State	60,578	34,918	34,937	(25,641)	19
Campaign Finance and Public Disclosure Board					
General Fund	4,784	4,817	4,817	33	-
Special Revenue Fund	2,281	3,173	3,173	892	-
Total CFPDB	7,065	7,990	7,990	925	-
State Board of Investment					
General Fund	278	278	278	-	-
Special Revenue Fund	11,253	17,366	17,366	6,113	-
Total State Board of Investment	11,531	17,644	17,644	6,113	-
Office of Administrative Hearings					
General Fund	774	814	814	40	-
Environmental Fund	54	100	100	46	-
Coronavirus Relief Federal Fund	6	-	-	(6)	-
Workers' Compensation Fund	15,213	15,662	15,662	449	-
Total OAH	16,047	16,576	16,576	529	-
Information Technology Services					
General Fund	15,071	19,737	19,737	4,666	-
Special Revenue Fund	723,979	706,843	706,843	(17,136)	-
Coronavirus Relief Federal Fund	7,226	-	-	(7,226)	-
Federal Fund	-	11,299	11,299	11,299	-
Total IT Services	746,277	737,879	737,879	(8,398)	-
Department of Administration					
General Fund	52,863	57,852	57,852	4,989	-
Special Revenue Fund	88,057	98,145	98,145	10,088	-
Endowment and Perm School Fund	562	-	-	(562)	-
Gift Fund	194	72	72	(122)	-
Renewable Development Account	-	5,432	5,432	5,432	-
COVID-19 Minnesota Fund	6,111	-	-	(6,111)	-
State Fiscal Recovery Fund	-	11,885	11,885	11,885	-
Coronavirus Relief Federal Fund	1,937	-	-	(1,937)	-
<u>Federal Fund</u>	<u>12,076</u>	<u>7,456</u>	<u>7,456</u>	<u>(4,620)</u>	<u>-</u>
Subtotal for Administration	161,799	180,842	180,842	19,043	-
<i>Environment Trust/Legacy Funds</i>					
Environment & Natural Resources Trust Fund	-	-	200	200	200
<u>Arts and Cultural Heritage Fund</u>	<u>21,163</u>	<u>23,611</u>	<u>23,611</u>	<u>2,448</u>	<u>-</u>
<i>Subtotal Env Trust/Legacy Funds</i>	<i>21,163</i>	<i>23,611</i>	<i>23,811</i>	<i>2,648</i>	<i>200</i>
Total Dept of Administration	182,962	204,453	204,653	21,691	200

APPENDIX A

Budget Area/Agency/Fund	FY 2020-21	FY 2022-23 Forecast Base	FY 2022-23 Enacted Budget	Change: Enacted - FY 2020-21	Change: Enacted - Forecast Base
Capitol Area Architectural and Planning Board					
General Fund	702	751	751	49	-
Special Revenue Fund	27	-	-	(27)	-
Total CAAP Board	729	751	751	22	-
Department of Management and Budget					
General Fund	54,039	59,059	59,459	5,420	400
Opiate Epidemic Response Fund	295	600	600	305	-
Coronavirus Relief Federal Fund	1,027	168	168	(860)	-
State Fiscal Recovery Fund	-	4,135	4,135	4,135	-
Special Revenue Fund	31,193	26,995	26,995	(4,198)	-
Total MMB	86,554	90,957	91,357	4,802	400
Department of Management and Budget - Non-Operating					
General Fund	421,274	180,335	371,148	(50,126)	190,813
Health Related Boards Fund	-	800	800	800	-
Workers' Compensation Fund	-	200	200	200	-
Debt Service Fund	370	-	-	(370)	-
Federal Fund	15,110	258,830	258,830	243,720	-
Total MMB Non-Operating	436,753	440,165	630,978	194,225	190,813
Department of Revenue					
General Fund	322,335	349,094	349,094	26,759	-
Special Revenue Fund	15,415	17,044	17,044	1,629	-
Health Care Access Fund	3,517	3,520	3,520	3	-
Highway User Tax Distribution Fund	4,390	4,390	4,390	-	-
Environmental Fund	610	610	610	-	-
Total Department of Revenue	346,266	374,658	374,658	28,392	-
Minnesota Amateur Sports Commission					
General Fund	637	628	628	(9)	-
Special Revenue Fund	324	154	154	(170)	-
Total MASC	961	782	782	(179)	-
Council for Minnesotans of African Heritage					
General Fund	1,025	1,096	1,096	71	-
Special Revenue Fund	5	-	-	(5)	-
Total Council for Minnesotans of African Heritage	1,030	1,096	1,096	66	-
Council on Latino Affairs					
General Fund	878	1,078	1,078	200	-
Total Council on Latino Affairs	878	1,078	1,078	200	-

APPENDIX A

Budget Area/Agency/Fund	FY 2020-21	FY 2022-23 Forecast Base	FY 2022-23 Enacted Budget	Change: Enacted - FY 2020-21	Change: Enacted - Forecast Base
Council on Asian-Pacific Minnesotans					
General Fund	957	1,059	1,059	102	-
Total Council on Asian-Pacific Minnesotans	957	1,059	1,059	102	-
Indian Affairs Council					
General Fund	1,172	1,719	1,719	547	-
Special Revenue Fund	29	=	=	(29)	=
Subtotal for Indian Affairs Council	1,201	1,719	1,719	518	-
<i>Environment Trust/Legacy Funds</i>					
Arts and Cultural Heritage Fund	2,798	4,902	4,902	2,104	-
Subtotal Env Trust/Legacy Funds	2,798	4,902	4,902	2,104	-
Total Indian Affairs Council	3,999	6,621	6,621	2,622	-
Gambling Control Board					
Special Revenue Fund	6,699	10,851	10,851	4,152	-
Total Gambling Control Board	6,699	10,851	10,851	4,152	-
Racing Commission					
Special Revenue Fund	8,611	9,388	9,388	777	-
Total Racing Commission	8,611	9,388	9,388	777	-
Minnesota Historical Society					
General Fund	46,486	47,886	47,886	1,400	=
Subtotal for MN Historical Society	46,486	47,886	47,886	1,400	-
<i>Environment Trust/Legacy Funds</i>					
Arts and Cultural Heritage Fund	25,612	49,446	49,446	23,834	=
Subtotal Env Trust/Legacy Funds	25,612	49,446	49,446	23,834	-
Total MN Historical Society	72,098	97,332	97,332	25,234	-
Minnesota Humanities Center					
General Fund	1,400	1,400	1,400	=	=
Subtotal MN Humanities Center	1,400	1,400	1,400	-	-
<i>Environment Trust/Legacy Funds</i>					
Arts and Cultural Heritage Fund	4,575	12,450	12,450	7,875	=
Subtotal Env Trust/Legacy Funds	4,575	12,450	12,450	7,875	-
Total MN Humanities Center	5,975	13,850	13,850	7,875	-
Board of the Arts					
General Fund	15,705	15,082	15,082	(623)	-
Federal Fund	2,061	2,535	2,535	474	=
Subtotal for Board of the Arts	17,766	17,617	17,617	(149)	-
<i>Environment Trust/Legacy Funds</i>					
Arts and Cultural Heritage Fund	62,593	74,384	74,384	11,791	=
Subtotal Env Trust/Legacy Funds	62,593	74,384	74,384	11,791	-
Total Board of the Arts	80,359	92,001	92,001	11,642	-

APPENDIX A

Budget Area/Agency/Fund	FY 2020-21	FY 2022-23 Forecast Base	FY 2022-23 Enacted Budget	Change: Enacted - FY 2020-21	Change: Enacted - Forecast Base
Board of Accountancy					
General Fund	1,234	1,386	1,386	152	-
Total Board of Accountancy	1,234	1,386	1,386	152	-
Board of Architecture, Engineering					
General Fund	1,394	1,737	1,737	343	-
Total Board of Architecture, Engineering	1,394	1,737	1,737	343	-
Board of Barbers Examiners					
General Fund	612	701	701	89	-
Total Board of Barbers Examiners	612	701	701	89	-
Board of Cosmetologist Examiners					
General Fund	5,358	5,846	5,846	488	-
Total Board of Cosmetologist Examiners	5,358	5,846	5,846	488	-
Minnesota State Retirement System					
General Fund	29,611	29,616	29,616	5	-
Total MSRS	29,611	29,616	29,616	5	-
Department of Military Affairs					
General Fund	86,938	57,239	59,439	(27,499)	2,200
Special Revenue Fund	5,869	4,763	4,763	(1,106)	-
State Fiscal Recovery Fund	-	1,675	1,675	1,675	-
<u>Federal Fund</u>	<u>165,586</u>	<u>186,294</u>	<u>186,294</u>	<u>20,708</u>	<u>-</u>
Subtotal for Military Affairs	258,394	249,971	252,171	(6,223)	2,200
<i>Environment Trust/Legacy Funds</i>					
<i>Environment & Natural Resources</i>					
<u>Trust Fund</u>	<u>74</u>	<u>926</u>	<u>1</u>	<u>(73)</u>	<u>(925)</u>
<i>Subtotal Env Trust/Legacy Funds</i>	<i>74</i>	<i>926</i>	<i>1</i>	<i>(73)</i>	<i>(925)</i>
Total Department of Military Affairs	258,468	250,897	252,172	(6,296)	1,275
Department of Veterans Affairs					
General Fund	159,929	189,716	225,023	65,094	35,307
Special Revenue Fund	244,587	258,211	258,211	13,624	-
Gift Fund	1,129	1,522	1,522	393	-
State Fiscal Recovery Fund	-	200	200	200	-
Coronavirus Relief Federal Fund	10,639	2,315	2,315	(8,325)	-
Federal Fund	24	90,247	90,247	90,223	-
Total Department of Veterans Affairs	416,308	542,211	577,518	161,209	35,307

APPENDIX A

Budget Area/Agency/Fund	FY 2020-21	FY 2022-23 Forecast Base	FY 2022-23 Enacted Budget	Change: Enacted - FY 2020-21	Change: Enacted - Forecast Base
Totals by Fund					
General Fund	1,513,327	1,360,681	1,589,620	76,293	228,939
Special Revenue Fund	1,196,389	1,198,826	1,198,826	2,437	-
Health Care Access Fund	3,833	3,520	3,520	(313)	-
Environmental Fund	664	1,000	1,000	336	-
Remediation Fund	-	500	500	500	-
Health Related Boards Fund	4,281	5,842	5,842	1,561	-
Workers' Compensation Fund	15,213	15,862	15,862	649	-
Highway User Tax Distribution Fund	4,390	4,390	4,390	-	-
Endowment and Perm School Fund	562	-	-	(562)	-
Opiate Epidemic Response Fund	295	600	600	305	-
Renewable Development Account	-	5,432	5,432	5,432	-
Debt Service Fund	370	-	-	(370)	-
Gift Fund	2,556	1,594	1,594	(962)	-
COVID-19 Minnesota Fund	6,111	-	-	(6,111)	-
Coronavirus Relief Federal Fund	24,497	2,482	2,482	(22,015)	-
State Fiscal Recovery Fund	-	22,367	22,367	22,367	-
Federal Fund	199,761	564,520	564,520	364,759	-
<u>Expenses in Multiple Funds</u>	<u>(746)</u>	<u>(750)</u>	<u>(750)</u>	<u>(4)</u>	-
Subtotal for Non-Dedicated Funds	2,971,500	3,186,866	3,415,805	444,305	228,939
<i>Environment Trust/Legacy Funds</i>					
Environment & Natural Resources Trust Fund	1,451	4,940	4,417	2,966	(523)
Outdoor Heritage Fund	1,238	2,099	2,099	861	-
Clean Water Fund	4	8	8	4	-
Parks and Trails Fund	2	9	9	7	-
<u>Arts and Cultural Heritage Fund</u>	<u>116,743</u>	<u>164,804</u>	<u>164,804</u>	<u>48,061</u>	-
<i>Subtotal Env Trust/Legacy Funds</i>	<i>119,437</i>	<i>171,860</i>	<i>171,337</i>	<i>51,900</i>	<i>(523)</i>
Total for Budget Area	3,090,937	3,358,726	3,587,142	496,205	228,416
TRANSPORTATION AND PUBLIC SAFETY					
Department of Transportation					
General Fund	41,915	173,989	173,989	132,074	-
County State Aid Highway Fund	1,558,241	1,784,407	1,784,407	226,166	-
Highway User Tax Distribution Fund	247	239	239	(8)	-
Municipal State Aid Street Fund	413,039	455,416	455,416	42,376	-
State Airports Fund	58,629	63,196	63,196	4,567	-
Transit Assistance Fund	135,456	160,984	160,984	25,528	-
Trunk Highway Fund	3,494,024	3,766,230	3,766,230	272,206	-
Special Revenue Fund	192,615	161,076	161,076	(31,539)	-
911 Emergency Fund	19,361	19,350	19,350	(11)	-
Coronavirus Relief Federal Fund	600	-	-	(600)	-
Federal Fund	754,354	2,357,505	2,357,505	1,603,151	-
<u>Expenses in Multiple Funds</u>	<u>(1,299)</u>	<u>(920)</u>	<u>(920)</u>	<u>379</u>	-
Subtotal for MnDOT	6,667,182	8,941,471	8,941,471	2,274,290	-

APPENDIX A

Budget Area/Agency/Fund	FY 2020-21	FY 2022-23 Forecast Base	FY 2022-23 Enacted Budget	Change: Enacted - FY 2020-21	Change: Enacted - Forecast Base
<i>Environment Trust/Legacy Funds</i>					
<i>Environment & Natural Resources</i>					
<u>Trust Fund</u>	<u>186</u>	<u>217</u>	<u>417</u>	<u>231</u>	<u>200</u>
<i>Subtotal Env Trust/Legacy Funds</i>	<i>186</i>	<i>217</i>	<i>417</i>	<i>231</i>	<i>200</i>
Total Department of Transportation	6,667,368	8,941,688	8,941,888	2,274,521	200
Metropolitan Council					
General Fund	216,010	235,700	235,700	19,690	-
State Fiscal Recovery Fund	-	600	600	600	-
Coronavirus Relief Federal Fund	361	-	-	(361)	-
Transit Assistance Fund	645,079	750,277	750,277	105,198	-
Total Metropolitan Council	861,451	986,577	986,577	125,126	-
Department of Public Safety					
General Fund	87,645	67,535	67,535	(20,110)	-
Highway User Tax Distribution Fund	18,567	2,887	2,887	(15,680)	-
Trunk Highway Fund	241,198	287,856	287,856	46,658	-
Special Revenue Fund	179,760	228,681	228,681	48,921	-
911 Emergency Fund	2,183	4,178	4,178	1,995	-
Gift Fund	252	336	336	84	-
Natural Resources Fund	15	12	12	(3)	-
COVID-19 Minnesota Fund	49	-	-	(49)	-
State Fiscal Recovery Fund	-	16,800	16,800	16,800	-
Coronavirus Relief Federal Fund	682	-	-	(682)	-
Federal Fund	59,418	69,394	69,394	9,976	-
Expenses in Multiple Funds	(2,827)	(2,768)	(2,768)	59	-
Total Dept of Public Safety	586,944	674,911	674,911	87,967	-
Totals by Fund					
General Fund	345,570	477,224	477,224	131,654	-
County State Aid Highway Fund	1,558,241	1,784,407	1,784,407	226,166	-
Highway User Tax Distribution Fund	18,814	3,126	3,126	(15,688)	-
Municipal State Aid Street Fund	413,039	455,416	455,416	42,376	-
State Airports Fund	58,629	63,196	63,196	4,567	-
Transit Assistance Fund	780,535	911,261	911,261	130,725	-
Trunk Highway Fund	3,735,222	4,054,086	4,054,086	318,864	-
Special Revenue Fund	372,375	389,757	389,757	17,382	-
911 Emergency Fund	21,544	23,528	23,528	1,984	-
Natural Resources Fund	15	12	12	(3)	-
Gift Fund	252	336	336	84	-
COVID-19 Minnesota Fund	49	-	-	(49)	-
State Fiscal Recovery Fund	-	17,400	17,400	17,400	-
Coronavirus Relief Federal Fund	1,644	-	-	(1,644)	-
Federal Fund	813,772	2,426,899	2,426,899	1,613,127	-
Expenses in Multiple Funds	(4,125)	(3,688)	(3,688)	437	-
Subtotal Non-Dedicated Funds	8,115,576	10,602,960	10,602,960	2,487,383	-

APPENDIX A

Budget Area/Agency/Fund	FY 2020-21	FY 2022-23 Forecast Base	FY 2022-23 Enacted Budget	Change: Enacted - FY 2020-21	Change: Enacted - Forecast Base
<i>Environment Trust/Legacy Funds</i>					
<i>Environment & Natural Resources</i>					
<i>Trust Fund</i>	<u>186</u>	<u>217</u>	<u>417</u>	<u>231</u>	<u>200</u>
<i>Subtotal Env Trust/Legacy Funds</i>	<u>186</u>	<u>217</u>	<u>417</u>	<u>231</u>	<u>200</u>
Total for Budget Area	8,115,762	10,603,177	10,603,377	2,487,614	200
DEBT SERVICE/CAPITAL PROJECTS/OTHER					
Debt Service and Capital Projects					
General Fund-Capital Projects	304,356	338,774	366,147	61,791	27,373
General Fund-Debt Service	1,055,625	1,196,748	1,183,167	127,542	(13,581)
Debt Service Fund	2,458,043	1,697,908	1,697,908	(760,135)	-
Stadium Debt Service Fund	60,313	60,309	60,309	(4)	-
Total Debt Service and Capital Projects	3,878,336	3,293,739	3,307,531	(570,805)	13,792
Cancellations and Other					
General Fund	-	(20,000)	(20,000)	(20,000)	-
Coronavirus Relief Federal Fund	-	12,355	12,355	12,355	-
General Fund Transfer Out	(4,367,643)	(4,021,817)	(4,351,467)	16,176	(329,650)
Total Cancellations and Other	(4,367,643)	(4,029,462)	(4,359,112)	8,531	(329,650)
TOTAL ALL BUDGET AREAS	89,438,620	105,519,389	109,372,695	19,934,075	3,853,306

APPENDIX B

General Fund Balance Analysis Summary, FY 2020-2025 (dollars in thousands)

	FY 2020-21	FY 2022	FY 2023	FY 2022-23	FY 2024	FY 2025	FY 2024-25
February Forecast							
Actual & Estimated Resources							
Balance Forward	3,971,359	7,025,957	9,817,727	7,025,957	12,585,538	16,035,964	12,585,538
Current Resources	50,479,142	27,650,858	29,637,979	57,288,837	30,289,382	30,306,580	60,595,962
Total Resources	54,450,501	34,676,815	39,455,706	64,314,794	42,874,920	46,342,544	73,181,500
Actual & Estimated Expenditures							
Total Net Spending	47,424,544	24,859,088	26,870,168	51,729,256	26,838,956	27,468,017	54,306,973
Balance Before Reserves	7,025,957	9,817,727	12,585,538	12,585,538	16,035,964	18,874,527	18,874,527
Total Reserves	2,974,094	3,218,345	3,332,506	3,332,506	3,455,172	3,586,966	3,586,966
Budgetary Balance	4,051,863	6,599,382	9,253,032	9,253,032	12,580,792	15,287,561	15,287,561
Enacted Budget							
Actual & Estimated Resources							
Balance Forward	3,971,359	7,025,957	8,683,123	7,025,957	10,381,805	13,202,678	10,381,805
Current Resources	50,479,142	27,650,858	29,004,102	56,654,960	29,686,817	30,183,800	59,870,617
Total Resources	54,450,501	34,676,815	37,687,225	63,680,917	40,068,622	43,386,478	70,252,422
Actual & Estimated Expenditures							
Total Net Spending	47,424,544	25,993,692	27,305,420	53,299,112	26,865,944	27,687,525	54,553,469
Balance Before Reserves	7,025,957	8,683,123	10,381,805	10,381,805	13,202,678	15,698,953	15,698,953
Total Reserves	2,974,094	3,218,345	3,332,506	3,332,506	3,455,172	3,586,966	3,586,966
Budgetary Balance	4,051,863	5,464,778	7,049,299	7,049,299	9,747,506	12,111,987	12,111,987
Difference							
Actual & Estimated Resources							
Balance Forward	-	-	(1,134,604)	-	(2,203,733)	(2,833,286)	(2,203,733)
Current Resources	-	-	(633,877)	(633,877)	(602,565)	(122,780)	(725,345)
Total Resources	-	-	(1,768,481)	(633,877)	(2,806,298)	(2,956,066)	(2,929,078)
Actual & Estimated Expenditures							
Total Net Spending	-	1,134,604	435,252	1,569,856	26,988	219,508	246,496
Balance Before Reserves	-	(1,134,604)	(2,203,733)	(2,203,733)	(2,833,286)	(3,175,574)	(3,175,574)
Total Reserves	-	-	-	-	-	-	-
Budgetary Balance	-	(1,134,604)	(2,203,733)	(2,203,733)	(2,833,286)	(3,175,574)	(3,175,574)

APPENDIX C

FY 2022-23 General Fund Budgetary Balance and Revenue Change Detail 2022 Regular Session <i>(dollars in thousands)</i>
--

Projected Budgetary Balance, February 2022 Forecast	9,253,032
<u>Revenue Change Items</u>	
Chapter 93 - Financial Institutions Assessments Equity	(783)
Chapter 62 – Transfer of Structured Settlements	6
Total Revenue Changes	(777)
<u>Transfers and Prior Year Adjustments</u>	
Chapter 50 - SFRF Revenue Replacement	(633,100)
Total Revenue Changes, Transfers, and Prior Year Adjustments	(633,877)
<u>Spending Change Items</u>	
Chapter 39 - Southwest light rail transit project audit	200
Chapter 40 - DHS emergency staffing pool	700
Chapter 42 - Appropriating money for ALS research and caregiver support	25,000
Chapter 44 - Extending operation of the Minnesota premium security plan	313,361
Chapter 47 - Transferring money for avian influenza	1,000
Chapter 50 - UI loan repayment; Frontline workers; Repeal Revenue Replacement	1,107,475
Chapter 54 - Veterans and Military Affairs supplemental appropriations	64,880
Chapter 62 - Transfers of structured settlements	19
Chapter 63 - Office of the Foster Youth Ombudsperson established	775
Chapter 65 - Pensions and retirement	129
Chapter 86 - Omnibus Liquor	250
Chapter 88 - Appropriating money for claims against the state	813
Chapter 93 - Commerce supplemental appropriations	2,217
Chapter 95 - Drought relief and agriculture supplemental appropriations	50,900
Chapter 99 - Appropriating money for mental health programs	15,718
Unrealized Debt Service Spending	(13,581)
Total Spending Changes	1,569,856
Net General Fund Changes (Revenue Minus Spending)	(2,203,733)
Revised Balance, FY 2022-23, End of Session (Forecast Balance Plus Net GF Changes)	7,049,299

APPENDIX D

Environmental Trust and Legacy Funds
(dollars in thousands)

Environment & Natural Resources Trust Fund (Chapter 94)	FY 2023
<u>Appropriation Summary by Area</u>	
Natural Resource Data and Information (15 projects)	9,004
Water Resources (14 projects)	5,783
Environmental Education (9 projects)	4,269
Aquatic and Terrestrial Invasive Species (2 projects)	6,404
Air Quality and Renewable Energy (2 projects)	843
Protect, Restore, and Enhance Habitat (11 projects)	11,294
Habitat and Recreation (14 projects)	26,179
Other Projects (11 projects)	6,973
Contract Agreement Reimbursement	132
Total Appropriations	70,881
<u>Transfers</u>	
State Parks and Trails Maintenance	2,183
Emerging Issues Account	202
Contract Agreement Reimbursement	78
Reductions of Previous Appropriations	(2,463)
Net Transfers	-

Outdoor Heritage Fund (Chapter 77)	FY 2023
<u>Appropriation Summary by Area</u>	
Prairie Acquisition & Restoration (9 projects)	35,033
Forests Acquisition & Restoration (5 projects)	13,261
Wetlands Acquisition & Restoration (7 projects)	26,771
Fish, Game & Wildlife Habitat (21 projects)	73,911
Conservation Partners Grant Program	9,450
Administration and Contract Management	623
Total Appropriations	159,049

APPENDIX E

**Non-General Fund Expenditure Changes
2022 Legislative Session
(dollars in thousands)**

Expenditure Changes by Fund, by Chapter (Agency)	FY 2022-23
Special Revenue Fund	
<u>Chapter 93 - Supplemental Appropriations (Department of Commerce)</u>	<u>1,566</u>
Subtotal Special Revenue Fund	1,566
Health Care Access Fund	
<u>Chapter 44 - Minnesota Premium Security Plan (Department of Human Services)</u>	<u>53,404</u>
Subtotal Health Care Access Fund	53,404
State Government Special Revenue Fund	
<u>Chapter 99 - Mental Health Programs (Department of Health)</u>	<u>15</u>
Subtotal State Government Special Revenue Fund	15
Health Related Boards Fund	
<u>Chapter 98 - HHS Policy Bill (Board of Dentistry)</u>	<u>3</u>
<u>Chapter 98 - HHS Policy Bill (Department of Human Services)</u>	<u>522</u>
Subtotal Health Related Boards	525
State Fiscal Recovery Fund	
<u>Chapter 50 - UI Trust Fund Loan Repayment (DEED)</u>	<u>2,324,175</u>
Subtotal State Fiscal Recovery Fund	2,324,175
Agricultural Fund	
<u>Chapter 95 - Supplemental Appropriations (Department of Agriculture)</u>	<u>3,000</u>
Subtotal Agricultural Fund	3,000
Opiate Epidemic Response Fund	
<u>Chapter 53 - Opioid Settlement Proceeds (Department of Human Services)</u>	<u>485</u>
Subtotal Opiate Epidemic Response Fund	485
Outdoor Heritage Fund	
<u>Chapter 77 – Outdoor Heritage Fund Appropriations (Department of Natural Resources)</u>	<u>137,460</u>
<u>Chapter 77 – Outdoor Heritage Fund Appropriations (Board of Water and Soil Resources)</u>	<u>21,589</u>
Subtotal Outdoor Heritage Fund	159,049
Environment & Natural Resources Trust Fund	
<u>Chapter 94 - ENRTF Appropriations (Department of Administration)</u>	<u>200</u>
<u>Chapter 94 - ENRTF Appropriations (Department of Agriculture)</u>	<u>1,263</u>
<u>Chapter 94 - ENRTF Appropriations (Legislature)</u>	<u>202</u>

APPENDIX E

Expenditure Changes by Fund, by Chapter (Agency)	FY 2022-23
Chapter 94 - ENRTF Appropriations (Department of Military Affairs)	(925)
Chapter 94 - ENRTF Appropriations (Department of Natural Resources)	41,926
Chapter 94 - ENRTF Appropriations (Pollution Control Agency)	2,800
Chapter 94 - ENRTF Appropriations (Science Museum of Minnesota)	1,420
Chapter 94 - ENRTF Appropriations (Department of Transportation)	200
Chapter 94 - ENRTF Appropriations (University of Minnesota)	19,527
Chapter 94 - ENRTF Appropriations (Board of Water and Soil Resources)	4,268
Subtotal Environment & Natural Resources Trust Fund	70,881
Total Non-General Fund Appropriations	2,613,100

APPENDIX F
2022 SESSION LAWS SUPPLEMENTING
THE FY 2022-23 BUDGET

Chapter Number	File Number	Description
32	HF1203	Workers' compensation modifications
39	HF3035	Southwest light rail transit project audit
40	SF2876	COVID-19 HHS program waivers; DHS emergency staffing pool
41	HF2875	Prairie Island Net Zero project modified
42	SF3372	Appropriating money for ALS research and caregiver support
44	SF3472	Extending operation of the Minnesota premium security plan
47	HF3217	Minnesota Farm and Rural Helpline data privacy; money for avian influenza
49	HF2746	Hometown heroes assistance program modifications
50	SF2677	UI trust fund loan repayment and replenishment; frontline worker payments; repeal revenue replacement
52	HF3545	Minnesota Breeders' Fund uses modification
53	SF4025	Opioid settlement proceeds deposit and allocation
54	SF4233	Veterans and Military Affairs supplemental appropriations
62	HF3768	Transfers of structured settlements
63	HF3845	Office of the Foster Youth Ombudsperson established
65	SF3540	Pensions and retirement policy bill
77	HF3438	Outdoor Heritage Fund appropriations
86	SF3008	Omnibus Liquor Bill
87	SF3503	Real estate appraisers; making changes related to minimum damage acquisition reports
88	HF4670	Appropriating money for claims against the state
93	HF3255	Commerce supplemental appropriations and financial institutions assessments
94	HF3765	Environment and Natural Resources Trust Fund appropriations
95	HF3420	Drought relief and agriculture supplemental appropriations
98	HF4065	HHS Policy Bill
99	HF2725	Appropriating money for mental health programs; establishing procedures related to competency to stand trial

For detailed language of each act, please see: <https://www.revisor.mn.gov/laws/2022/0/>

